

# Spatial Modulation in Zero-Padded Single Carrier Communication

Rakshith Rajashekar, *Student Member, IEEE* and K.V.S. Hari, *Senior Member, IEEE*

## Abstract

In this paper, we consider the Spatial Modulation (SM) system in a frequency selective channel under single carrier (SC) communication scenario and propose zero-padding instead of cyclic prefix considered in the existing literature. We show that the zero-padded single carrier (ZP-SC) SM system offers full multipath diversity under maximum-likelihood (ML) detection, unlike the cyclic prefixed SM system. Further, we show that the order of ML decoding complexity in the proposed ZP-SC SM system is independent of the frame length and depends only on the number of multipath links between the transmitter and the receiver. Thus, we show that the zero-padding in the SC SM system has two fold advantage over cyclic prefixing: 1) gives full multipath diversity, and 2) offers relatively low ML decoding complexity. Furthermore, we extend the partial interference cancellation receiver (PIC-R) proposed by Guo and Xia for the decoding of STBCs in order to convert the ZP-SC system into a set of flat-fading subsystems. We show that the transmission of any full rank STBC over these subsystems achieves full transmit, receive as well as multipath diversity under PIC-R. With the aid of this extended PIC-R, we show that the ZP-SC SM system achieves receive and multipath diversity with a decoding complexity same as that of the SM system in flat-fading scenario.

## Index Terms

Spatial modulation, space-time block code, complex interleaved orthogonal design, diversity, decoding complexity.

The Authors are with the Department of Electrical Communication Engineering, Indian Institute of Science, India (e-mail: {rakshithmr, hari}@ece.iisc.ernet.in).

The financial support of the DST, India and of the EPSRC, UK under the auspices of the India-UK Advanced Technology Center (IU-ATC) is gratefully acknowledged.

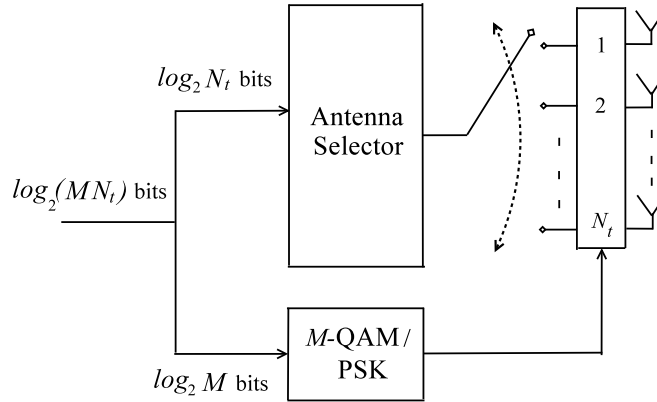


Fig. 1. Pictorial representation of the Spatial Modulation system.

## I. INTRODUCTION

It is well known that the multi-antenna transmission scheme is imperative for reliable, high data rate, wireless communication which unfortunately comes at the cost of substantial decoding complexity at the receiver. The inherent cause for high decoding complexity at the receiver is the Inter-Antenna Element (IAE) interference which arises due to the simultaneous activation of all the antennas at the transmitter. For example, in the Vertical Bell Laboratories Layered Space-Time (V-BLAST) architecture [1], the Maximum Likelihood (ML) decoding complexity is exponential in the number of transmit antennas. Though the Sphere Decoding (SD) algorithm with sufficiently large search-radius guarantees ML performance [2], [3] the reduction in the search complexity due to SD at low Signal-to-Noise Ratios (SNR) is very low compared to that at the high SNRs.

Spatial modulation (SM) [4], [5] is a recently developed low-complexity Multiple-Input Multiple-Output (MIMO) communication scheme that relies on only single RF chain at the transmitter. In this scheme, the information bitstream is divided into blocks of length  $\log_2(N_t M)$  bits, and in each block,  $\log_2(M)$  bits select a symbol  $s$  from an  $M$ -ary signal set (such as  $M$ -QAM or -PSK), and  $\log_2(N_t)$  bits select an antenna out of  $N_t$  transmit antennas for the transmission of the symbol  $s$ . Fig. 1 gives a pictorial representation of the SM scheme. Since only one transmit antenna is activated in any symbol duration, IAE is completely avoided at the receiver, thereby enabling a low-complexity single-stream ML detector [6], [7] at the receiver.

In the SM scheme studied in the existing literature [4], [5], [8]-[13], the channel has always

been assumed to be a frequency-flat block Rayleigh fading. Very recently, the SM scheme in frequency selective channel was studied considering cyclic-prefixed (CP) single carrier (SC) communication system in [14]. Following are the important inferences drawn in [14]:

- The SM scheme in CP-SC communication cannot exploit multipath diversity (with ML decoding at the receiver), hence the diversity achieved is only  $N_r$ , where  $N_r$  is the number of receive antennas.
- If  $K$  is the number of SM symbols in one data-frame, then the order of ML decoding complexity is given by  $(N_t M)^K$ , i.e. the order of ML decoding complexity is exponential in  $K$ .

Against this background, following are the contributions of this paper:

- 1) Precoding the sequence of SM symbols by the IFFT matrix in addition to cyclic prefixing yields parallel channels leading to reduced complexity decoding, but this requires  $N_t$  RF chains at the transmitter. However, adding CP alone will not provide any decoding advantage in the SM system having single RF chain at the transmitter. Instead of cyclic prefixing, we propose zero-padding (ZP) and show that the SM scheme in ZP-SC communication offers full multipath diversity.
- 2) Furthermore, we show that the order of ML decoding complexity in the ZP-SC SM system is  $(N_t M)^P$ , where  $P$  is the number of taps in the multipath channel, unlike that of the CP-SC SM scheme where the ML decoding complexity is of the order  $(N_t M)^K$ . This is achieved by formulating the ZP-SC SM system as a Space-Time Block Code (STBC), and then suitably tailoring and applying the Generalized Distributive Law (GDL) conceived for ML decoding of STBCs [15].
- 3) We extend the Partial Interference-Cancellation [21], [22] based Receiver (PIC-R) to ZP-SC system in general and show that the ZP-SC system can be converted into a set of block fading subsystems. Further, we show that the transmission of any full rank STBC over these subsystems offer full transmit, receive and multipath diversity under PIC-R. Finally, we show that the SM in the ZP-SC system achieves multipath and receive diversity under PIC-R with a decoding complexity same as that of the SM system operating in flat-fading scenario.

$$\begin{aligned}
\underbrace{\begin{bmatrix} \mathbf{y}_{K'(q-1)+1} \\ \mathbf{y}_{K'(q-1)+2} \\ \vdots \\ \mathbf{y}_{K'(q-1)+K'} \end{bmatrix}}_{\hat{\mathbf{y}}} &= \underbrace{\begin{bmatrix} \mathbf{H}_0 & \mathbf{O} & \dots & \mathbf{O} & \mathbf{O} \\ \mathbf{H}_1 & \mathbf{H}_0 & \dots & \mathbf{O} & \mathbf{O} \\ \vdots & \vdots & \ddots & \vdots & \vdots \\ \mathbf{H}_{P-1} & \mathbf{H}_{P-2} & \ddots & \mathbf{H}_0 & \mathbf{O} \\ \mathbf{O} & \mathbf{H}_{P-1} & \ddots & \mathbf{H}_1 & \mathbf{H}_0 \\ \vdots & \vdots & \ddots & \vdots & \vdots \\ \mathbf{O} & \mathbf{O} & \dots & \mathbf{H}_{P-1} & \mathbf{H}_{P-2} \\ \mathbf{O} & \mathbf{O} & \dots & \mathbf{O} & \mathbf{H}_{P-1} \end{bmatrix}}_{\hat{\mathbf{H}} \text{ of size } N_r(K+P-1) \times KN_t} \underbrace{\begin{bmatrix} \mathbf{x}_{K(q-1)+1} \\ \mathbf{x}_{K(q-1)+2} \\ \vdots \\ \mathbf{x}_{K(q-1)+K} \end{bmatrix}}_{\hat{\mathbf{x}}} + \underbrace{\begin{bmatrix} \mathbf{n}_{K'(q-1)+1} \\ \mathbf{n}_{K'(q-1)+2} \\ \vdots \\ \mathbf{n}_{K'(q-1)+K'} \end{bmatrix}}_{\hat{\mathbf{n}}}.
\end{aligned} \tag{3}$$

## II. ZP-SC SM SYSTEM

We consider a MIMO system having  $N_t$  transmit as well as  $N_r$  receive antennas and a quasi-static, frequency-selective fading channel having  $P$  resolvable multipath links between each transmit and receive antenna pairs. The received vector in the  $i^{\text{th}}$  channel use is given by

$$\mathbf{y}_i = \sum_{j=0}^{P-1} \mathbf{H}_j \mathbf{x}_{i-j} + \mathbf{n}_i, \tag{1}$$

where  $\mathbf{x}_k \in \mathbb{C}^{N_t \times 1}$  and  $\mathbf{y}_k \in \mathbb{C}^{N_r \times 1}$  are the transmitted and received vectors in the  $k^{\text{th}}$  channel use,  $\mathbf{H}_j \in \mathbb{C}^{N_r \times N_t}$  is the  $j^{\text{th}}$  multipath channel matrix, and  $\mathbf{n}_k \in \mathbb{C}^{N_r \times 1}$  is the noise vector in the  $k^{\text{th}}$  channel use. The entries of the multipath channel matrices and the noise vector are from circularly symmetric complex-valued Gaussian distributions  $\mathcal{CN}(0,1)$  and  $\mathcal{CN}(0, \sigma^2)$ , respectively, where  $\sigma^2$  is the noise variance per complex dimension. We take  $\sigma^2 = \frac{1}{\rho}$  in order to ensure that the average received SNR at each receive antenna is  $\rho$ .

Assuming  $K$  channel uses/transmission symbols constituting one data frame and each data frame prefixed with  $P$  zeros, the  $q^{\text{th}}$  received data frame is given by (3) (in the next page), where  $\mathbf{O}$  represents a  $N_r \times N_t$  null matrix and  $K' = K + P - 1$ . In SM scheme [4], each transmitted vector is of the form

$$\mathbf{x}_k = \underbrace{[0, \dots, 0]}_{l_k-1}, s_k, \underbrace{[0, \dots, 0]}_{N_t-l_k} \in \mathbb{C}^{N_t \times 1}, \tag{2}$$

where  $s_k$  is a complex symbol from the signal set  $S$  having  $|S| = M$  and  $l_k \in L = \{i\}_{i=1}^{N_t}$ . Thus, each  $\mathbf{x}_k$  can take  $N_t M$  different values.

### A. ML Detection and Multipath Diversity

From (3), it is clear that  $\hat{\mathbf{x}}$  can take  $(N_t M)^K$  different values, and hence the ML solution is given by

$$\hat{\mathbf{x}}_{ML} = \arg \min_{\hat{\mathbf{x}} \in \mathcal{X}} \|\hat{\mathbf{y}} - \hat{\mathbf{H}}\hat{\mathbf{x}}\|_2^2, \quad (4)$$

where  $\mathcal{X}$  is the set of all possible transmit vectors with  $|\mathcal{X}| = (N_t M)^K$ . For the ease of presentation, we assume  $N_r = 1$  and consider only the first frame in our analysis. Note that all the results presented in this paper hold for arbitrary  $N_r$  case also.

When considering  $N_r = 1$ , the first data frame received is given by

$$\hat{\mathbf{y}} = \hat{\mathbf{H}}\hat{\mathbf{x}} + \hat{\mathbf{n}}, \quad (5)$$

where  $\hat{\mathbf{y}} = [y_1, y_2, \dots, y_{K+P-1}]^T$ ,

$$\hat{\mathbf{H}} = \begin{bmatrix} \mathbf{h}_0 & \mathbf{0} & \dots & \mathbf{0} & \mathbf{0} \\ \mathbf{h}_1 & \mathbf{h}_0 & \dots & \mathbf{0} & \mathbf{0} \\ \vdots & \vdots & \ddots & \vdots & \vdots \\ \mathbf{h}_{P-1} & \mathbf{h}_{P-2} & \ddots & \mathbf{h}_0 & \mathbf{0} \\ \mathbf{0} & \mathbf{h}_{P-1} & \ddots & \mathbf{h}_1 & \mathbf{h}_0 \\ \vdots & \vdots & \ddots & \vdots & \vdots \\ \mathbf{0} & \mathbf{0} & \dots & \mathbf{h}_{P-1} & \mathbf{h}_{P-2} \\ \mathbf{0} & \mathbf{0} & \dots & \mathbf{0} & \mathbf{h}_{P-1} \end{bmatrix}_{(K+P-1) \times KN_t}, \quad (6)$$

such that  $\mathbf{h}_j \in \mathbb{C}^{1 \times N_t}$  corresponds to the  $j^{\text{th}}$  set of multipath links from  $N_t$  transmit antennas to the receive antenna,  $\mathbf{0}$  is a  $1 \times N_t$  null vector,  $\hat{\mathbf{n}} = [n_1, n_2, \dots, n_{K+P-1}]$  and  $\hat{\mathbf{x}} = [\mathbf{x}_1^T, \mathbf{x}_2^T, \dots, \mathbf{x}_K^T]^T$ .

Let

$$\mathbf{A}_i = [\mathbf{e}_{P(i-1)+1}, \mathbf{e}_{P(i-1)+2}, \dots, \mathbf{e}_{P(i-1)+P}, \mathbf{O}_{N_t P \times (K-1)}] \quad (7)$$

for  $1 \leq i \leq N_t$ , where  $\{\mathbf{e}_k\}_{k=1}^{N_t P}$  is the set of natural basis for  $\mathbb{R}^{N_t P}$ ,  $\mathcal{B} = \{\mathbf{A}_1, \mathbf{A}_2, \dots, \mathbf{A}_{N_t}\}$

and

$$\mathbf{T} = \begin{bmatrix} 0 & 1 & 0 & 0 & \dots & 0 \\ 0 & 0 & 1 & 0 & \dots & 0 \\ 0 & 0 & 0 & 1 & \dots & 0 \\ \vdots & \vdots & \vdots & \vdots & \ddots & \vdots \\ 0 & 0 & 0 & 0 & \dots & 1 \\ 1 & 0 & 0 & 0 & \dots & 0 \end{bmatrix} \in \mathbb{R}^{(K+P-1) \times (K+P-1)} \quad (8)$$

be the shift-operator that circularly shifts the columns of the matrix that it operates on, i.e.

$$[\mathbf{p}_1, \mathbf{p}_2, \dots, \mathbf{p}_{K+P-1}] \mathbf{T} = [\mathbf{p}_{K+P-1}, \mathbf{p}_1, \mathbf{p}_2, \dots, \mathbf{p}_{K+P-2}]. \quad (9)$$

The system in (5) can be equivalently written as

$$\hat{\mathbf{y}}^T = \bar{\mathbf{H}}\mathbf{X} + \hat{\mathbf{n}}^T, \quad (10)$$

where  $\bar{\mathbf{H}} = [\bar{\mathbf{h}}_1, \bar{\mathbf{h}}_2, \dots, \bar{\mathbf{h}}_{N_t}] \in \mathbb{C}^{1 \times N_t P}$ , where  $\bar{\mathbf{h}}_i = [\mathbf{h}_0(i), \mathbf{h}_1(i), \dots, \mathbf{h}_{P-1}(i)]$  for  $1 \leq i \leq N_t$  and  $\mathbf{X} \in \mathbb{C}^{N_t P \times (K+P-1)}$  is from a finite set of matrices  $\mathcal{C}$ , given by

$$\mathcal{C} = \left\{ \sum_{k=1}^K s_k \mathbf{B}_k \mathbf{T}^{k-1} \mid s_k \in S, \mathbf{B}_k \in \mathcal{B} \text{ for } 1 \leq k \leq K \right\}, \quad (11)$$

where  $\mathbf{T}^0$  is taken as  $\mathbf{I}_{K+P-1}$ . It can be readily seen from (11) that  $|\mathcal{C}| = |S|^K |\mathcal{B}|^K = (MN_t)^K$ . From (10) and (11), it is clear that the ZP-SC SM scheme can be viewed as an STBC.

*Proposition 1:* In a multipath channel having  $P$  resolvable links between each of the transmit and the receive antenna, the ZP-SC SM scheme can achieve a diversity order of  $P$  with ML detection.

*Proof:* We show that the ZP-SC SM scheme exploits full multipath diversity by showing that the rank of the difference of any two distinct matrices from  $\mathcal{C}$  is at least  $P$ . Let  $\mathbf{X} = \sum_{k=1}^K s_k \mathbf{B}_k \mathbf{T}^{k-1}$ ,  $\mathbf{X}' = \sum_{k=1}^K s'_k \mathbf{B}'_k \mathbf{T}^{k-1}$  and  $\mathbf{X} \neq \mathbf{X}'$ . The difference matrix is given by  $\sum_{k=1}^K \Delta_k \mathbf{T}^{k-1} \neq \mathbf{O}$ , where  $\Delta_k = s_k \mathbf{B}_k - s'_k \mathbf{B}'_k$ . Let  $\mathcal{M}_k = \{\mathbf{A}_i, \mathbf{A}_j \mid \mathbf{B}_k = \mathbf{A}_i, \mathbf{B}'_k = \mathbf{A}_j\}$ . It is easy to see from (7) that  $\text{rank}(\Delta_k) = P$  if  $\Delta_k \neq \mathbf{O}$  for  $1 \leq k \leq K$ . Further, we have  $\text{rank}(\sum_{k=1}^l \Delta_k \mathbf{T}^{k-1}) \geq P$  for  $1 \leq l \leq K-1$ , since  $\Delta_l \mathbf{T}^l$  adds a linearly independent column to  $\sum_{k=1}^{l-1} \Delta_k \mathbf{T}^{k-1}$  if  $\mathcal{M}_l \cap \{\cup_{i=1}^{l-1} \mathcal{M}_i\} \neq \mathcal{M}_l$  and equality is achieved only when all the  $\mathcal{M}_i$ 's are identical. Thus, either we have  $\text{rank}(\sum_{k=1}^K \Delta_k \mathbf{T}^{k-1}) \geq P$  or  $\text{rank}(\sum_{k=1}^K \Delta_k \mathbf{T}^{k-1}) = 0$ . For

the rank to drop to zero, all the  $\Delta_k$ 's have to be zero. Since  $\mathbf{X} \neq \mathbf{X}'$ , there exists at least one  $\Delta_k \neq \mathbf{O}$  and hence, we have  $\text{rank}(\sum_{k=1}^K \Delta_k \mathbf{T}^{k-1}) \geq P$ . ■

It can be easily shown that with  $N_r$  receive antennas the ZP-SC SM scheme achieves a diversity order of  $N_r P$ .

*Remark 1:* If  $\mathcal{B}$  is a singleton set, say  $\mathcal{B} = \{\mathbf{A}_1\}$ , then ZP-SC SM system reduces to ZP-SC SIMO system in which case we have  $\mathcal{C} = \left\{ \sum_{k=1}^K s_k \mathbf{A}_1 \mathbf{T}^{k-1} \mid s_k \in S \text{ for } 1 \leq k \leq K \right\}$ . It can be readily seen that the elements of the set  $\mathcal{C}$  in this case are Toeplitz matrices and hence  $\mathcal{C}$  is equivalent to the Toeplitz STBC [16] which is known to give full transmit diversity.

### III. PROPOSED LOW-COMPLEXITY GDL-BASED ML DETECTION FOR ZP-SC SM SYSTEM

#### A. A brief review of GDL based ML decoding of STBCs [15]

Consider a linear STBC design given by  $\mathcal{C}' = \sum_{i=1}^Q s_i \mathbf{M}_i$  where  $\mathbf{M}_i \in \mathbb{C}^{N_t \times T}$  are the weight matrices and  $s_i$  are the real symbols from a signal set  $\mathcal{A}$ . Considering a frequency-flat block Rayleigh fading scenario, we have

$$\mathbf{Y} = \mathbf{H}\mathbf{X} + \mathbf{N}, \quad (12)$$

where  $\mathbf{X} \in \mathcal{C}'$ ,  $\mathbf{Y} \in \mathbb{C}^{N_r \times T}$  is the received matrix,  $\mathbf{H} \in \mathbb{C}^{N_r \times N_t}$  is the channel matrix and  $\mathbf{N} \in \mathbb{C}^{N_r \times T}$  is the noise matrix. The entries of the channel and the noise matrices are from  $\mathcal{CN}(0,1)$  and  $\mathcal{CN}(0, \sigma^2)$ , respectively, where  $\sigma^2$  represents the noise variance per complex dimension. Assuming perfect channel state information at the receiver, the ML detection yields

$$(\hat{s}_1, \hat{s}_2, \dots, \hat{s}_Q)_{ML} = \arg \min \left\| \mathbf{Y} - \mathbf{H} \sum_{i=1}^Q s_i \mathbf{M}_i \right\|^2, \quad (13)$$

$$= \arg \min \left[ \sum_{i=1}^Q (s_i \zeta_i + s_i^2 \zeta_{i,i}) + \sum_{j>i} s_i s_j \zeta_{i,j} \right], \quad (14)$$

where  $\zeta_i = \text{Tr}(-\mathbf{H}\mathbf{M}_i\mathbf{Y}^H - \mathbf{Y}\mathbf{M}_i^H\mathbf{H}^H)$ ,  $\zeta_{i,j} = \text{Tr}(\mathbf{H}(\mathbf{M}_i\mathbf{M}_j^H + \mathbf{M}_j\mathbf{M}_i^H)\mathbf{H}^H)$  for  $j > i$  and  $\zeta_{i,i} = \text{Tr}(\mathbf{H}\mathbf{M}_i\mathbf{M}_i^H\mathbf{H}^H)$  and the minimization is over  $\{s_i\}_{i=1}^Q$ .

The set of information symbols  $\{s_i\}_{i=1}^Q$  is partitioned into  $N$  subsets  $\{\mathbf{x}_i\}_{i=1}^N$  each having  $\gamma_n$  symbols and is called an **encoding group**. The symbols in each encoding group are jointly encoded at the transmitter and decoded jointly at the receiver under ML detection. Each encoding

group  $\mathbf{x}_n \in \mathcal{A}_n \subset \mathbb{R}^{\gamma_n}$ . Let  $\psi_n$  represent the set of indices of real symbols that are associated with  $\mathbf{x}_n$ ,  $\alpha_n(\mathbf{x}_n) = \sum_{i \in \psi_n} (s_i \zeta_i + s_i^2 \zeta_{i,i}) + \sum_{\substack{j > i \\ i, j \in \psi_n}} s_i s_j \zeta_{i,j}$  and  $\alpha_{n,m}(\mathbf{x}_n, \mathbf{x}_m) = \sum_{\substack{i \in \psi_n \\ j \in \psi_m}} s_i s_j \zeta_{i,j}$  for  $1 \leq n < m \leq N$ . Further, let  $\beta(\mathbf{x}_1, \mathbf{x}_2, \dots, \mathbf{x}_N) = \sum_{n=1}^N \alpha_n(\mathbf{x}_n) + \sum_{m > n} \alpha_{n,m}(\mathbf{x}_n, \mathbf{x}_m)$ . The ML solution in (14) can be written in terms of encoding groups as  $(\hat{\mathbf{x}}_1, \hat{\mathbf{x}}_2, \dots, \hat{\mathbf{x}}_N)_{ML} = \arg \min \beta(\mathbf{x}_1, \mathbf{x}_2, \dots, \mathbf{x}_N)$ .

The GDL is a message passing algorithm that runs on a simple tree<sup>1</sup>  $G = (V, E)$  and computes  $\arg \min \beta(\mathbf{x}_1, \mathbf{x}_2, \dots, \mathbf{x}_N)$ . With each vertex  $v \in V$ , a local kernel  $\alpha_v : \mathcal{A}_{\mathcal{I}_v} \rightarrow \mathbb{R}$  and a local domain  $\mathbf{x}_{\mathcal{I}_v}$  are associated, where  $\mathcal{I}_v = \{j_1, j_2, \dots, j_{|\mathcal{I}_v|}\} \subset \{i\}_{i=1}^N$ ,  $\mathcal{A}_{\mathcal{I}_v} = \mathcal{A}_{j_1} \times \mathcal{A}_{j_2} \times \dots \times \mathcal{A}_{j_{|\mathcal{I}_v|}}$  and  $\mathbf{x}_{\mathcal{I}_v}$  is a set containing the encoding groups having indices from  $\mathcal{I}_v$ . Further,  $G$  must be a junction tree which satisfies the following conditions: 1) for each  $n = 1, \dots, N \exists v \in V$  such that  $\mathcal{I}_v = \{n\}$ , 2)  $\beta = \sum_{v \in V} \alpha_v$  and 3) for any two vertices  $v$  and  $w$ ,  $\mathcal{I}_v \cap \mathcal{I}_w$  is a subset of all the index sets of the vertices on the unique path from  $v$  to  $w$ . A generic junction tree to decode any arbitrary STBC is given in Fig. 2. For the junction tree in Fig. 2, the local kernels for the vertices  $(\mathbf{x}_1, \mathbf{x}_2, \dots, \mathbf{x}_N)$ ,  $(\mathbf{x}_n, \mathbf{x}_m)$  and  $(\mathbf{x}_n)$  are zero,  $\alpha_{n,m}$  and  $\alpha_n$ , respectively. The directed message from the vertex  $u$  to  $v$  is the range of the function  $\mu_{u,v} : \mathcal{A}_{\mathcal{I}_u \cap \mathcal{I}_v} \rightarrow \mathbb{R}$ ,  $\mu_{u,v}(\mathbf{x}_{\mathcal{I}_u \cap \mathcal{I}_v}) = \min_{\mathbf{x}_{\mathcal{I}_u \setminus \mathcal{I}_v}} \left( \alpha_u(\mathbf{x}_{\mathcal{I}_u}) + \sum_{\substack{w \text{ adj } u \\ w \neq v}} \mu_{w,u}(\mathbf{x}_{\mathcal{I}_w \cap \mathcal{I}_u}) \right)$ , where  $\mathcal{I}_u \setminus \mathcal{I}_v$  represents a set having those elements of  $\mathcal{I}_u$  that are not there in  $\mathcal{I}_v$  and  $w \text{ adj } u$  represents that  $u$  and  $w$  are neighbors. The ML solution  $\arg \min \beta(\mathbf{x}_1, \mathbf{x}_2, \dots, \mathbf{x}_N)$  is obtained by the *all-vertex* GDL schedule where every vertex  $u$  sends a directed message to all its neighboring vertices once it receives messages from the rest of its neighbors. The complexity order of the *all-vertex* GDL algorithm is  $\max_{v \in V} |\mathcal{A}_{\mathcal{I}_v}|$  [15]. For example, the complexity order associated with the junction tree given in Fig. 2 is  $|\mathcal{A}_{\mathcal{I}_{\{1, \dots, N\}}}| = |\mathcal{C}'|$ . Thus, the problem of obtaining a low-complexity ML decoder reduces to that of obtaining a junction tree having vertices with as few encoding groups as possible.

The *moral graph* of an STBC is a simple graph having  $N$  vertices labeled  $\mathbf{x}_n$ ,  $n = 1, \dots, N$ , in which any two vertices are connected if and only if the variables, say  $\mathbf{x}_n$  and  $\mathbf{x}_m$ , associated with these vertices are *non-interfering*, i.e.,  $\nexists s_i \in \mathbf{x}_n$  and  $s_j \in \mathbf{x}_m$  such that  $\mathbf{M}_i \mathbf{M}_j^H + \mathbf{M}_j \mathbf{M}_i^H \neq \mathbf{O}$ . Note that if  $\mathbf{M}_i \mathbf{M}_j^H + \mathbf{M}_j \mathbf{M}_i^H = \mathbf{O}$ , then  $\mathbf{M}_i$  and  $\mathbf{M}_j$  are said to be *Hurwitz-Radon orthogonal* to each other which we denote by  $\mathbf{M}_i \perp \mathbf{M}_j$ . In Fig. 2, the vertex corresponding to  $(\mathbf{x}_1, \mathbf{x}_2, \dots, \mathbf{x}_N)$

<sup>1</sup>A graph is said to be simple if it is unweighted, undirected with no loops/cycles.



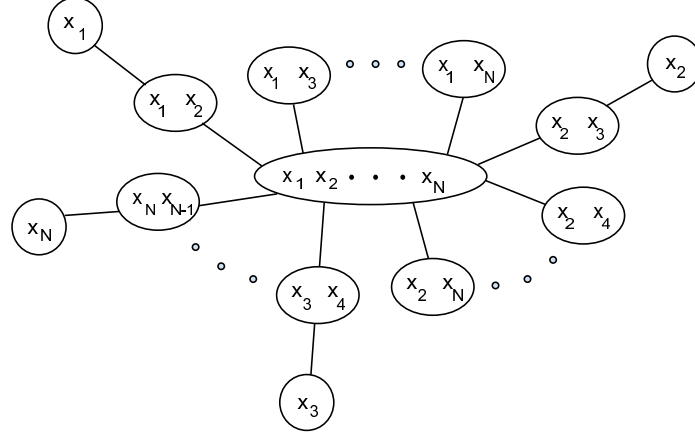


Fig. 2. A generic junction tree for decoding any arbitrary STBC.

forms the **core** of the junction tree. Note that the core can be replaced by a suitable junction tree  $G'$  that satisfies the condition C.1: for any pair of neighboring vertices  $(\mathbf{x}_n, \mathbf{x}_m)$  in the moral graph,  $\exists$  a vertex  $v \in G'$  such that  $\{\mathbf{x}_n, \mathbf{x}_m\} \subseteq \mathbf{x}_{\mathcal{L}_v}$  [15]. The order of ML decoding complexity is reduced if the maximum of the number of encoding groups associated with various vertices in the new junction tree obtained after replacing the core by  $G'$  is strictly lesser than  $N$ .

### B. Reduced complexity GDL-based ML detection in ZP-SC SM system

We show that the order of ML decoding complexity in ZP-SC SM system can be reduced from  $(N_t M)^K$  to  $(N_t M)^P$  with the aid of GDL.

Considering the STBC given in (11), for a fixed  $\{\mathbf{B}_k\}_{k=1}^K = \{\mathbf{A}_{l_k}\}_{k=1}^K$ , where  $l_k \in L = \{i\}_{i=1}^{N_t}$ , we may have  $\mathbf{x}_n = [s_{n_I}, s_{n_Q}]$  for  $1 \leq n \leq K$  as the set of encoding groups, where  $s_{n_I} = \Re(s_n)$  and  $s_{n_Q} = \Im(s_n)$ . Since the transmitted symbol as well as the active transmit antenna together convey information in the SM scheme, we extend the set of encoding groups by including the antenna index associated with the transmitted symbol also, i.e.  $\mathbf{x}'_n = [s_{n_I}, s_{n_Q}; l_n] \in \mathcal{A}'_n = S \times L$  for  $1 \leq n \leq K$ , and term them as **extended encoding groups**. Further, let  $s_{2i-1} = s_{i_I}$ ,  $s_{2i} = s_{i_Q}$ ,  $\mathbf{M}_{2i-1} = \mathbf{M}_{2i-1}(l_{2i-1}) = \mathbf{A}_{l_i} \mathbf{T}^{i-1}$  and  $\mathbf{M}_{2i} = \mathbf{M}_{2i}(l_i) = j \mathbf{A}_{l_i} \mathbf{T}^{i-1}$  for  $1 \leq i \leq K$ , where  $\mathbf{M}_k(l_j)$  indicates that  $\mathbf{M}_k$  depends on  $l_j$ . Then, the local kernel associated with  $\mathbf{x}'_n$  is given by  $\alpha'_n(\mathbf{x}'_n) = \sum_{i \in \psi_n} (s_i \zeta_i(l_n) + s_i^2 \zeta_{i,i}(l_n)) + \sum_{\substack{j > i \\ i, j \in \psi_n}} s_i s_j \zeta_{i,j}(l_n)$  where  $\psi_n = \{2n-1, 2n\}$ , and that associated with  $(\mathbf{x}'_n, \mathbf{x}'_m)$  is given by  $\alpha'_{n,m}(\mathbf{x}'_n, \mathbf{x}'_m) = \sum_{\substack{i \in \psi_n \\ j \in \psi_m}} s_i s_j \zeta_{i,j}(l_n, l_m)$ . The directed

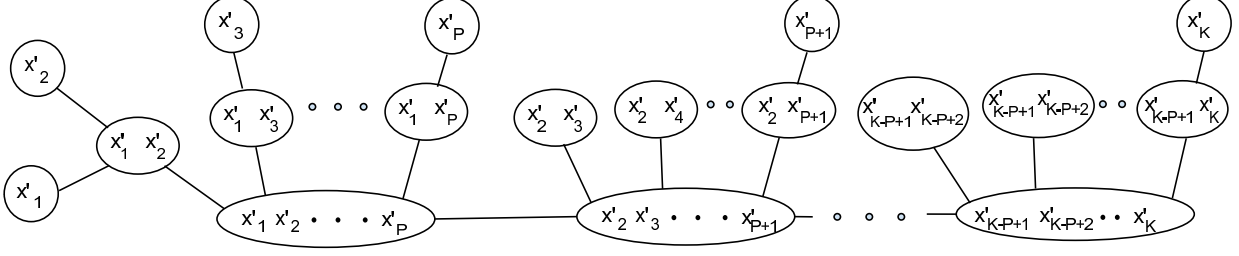


Fig. 3. Proposed junction tree for ML decoding in ZP-SC SM system.

message from vertex  $u$  to  $v$  with extended encoding groups is given by the range of the function  $\mu'_{u,v} : \mathcal{A}'_{\mathcal{I}_u \cap \mathcal{I}_v} \rightarrow \mathbb{R}$ ,  $\mu'_{u,v}(\mathbf{x}'_{\mathcal{I}_u \cap \mathcal{I}_v}) = \min_{\mathbf{x}'_{\mathcal{I}_u \setminus \mathcal{I}_v}} \left( \alpha'_u(\mathbf{x}'_{\mathcal{I}_u}) + \sum_{\substack{w \text{ adj } u \\ w \neq v}} \mu_{w,u}(\mathbf{x}'_{\mathcal{I}_w \cap \mathcal{I}_u}) \right)$ . A generic junction tree to decode the STBC of (11) is same as that given in Fig. 2 except that each encoding group  $\mathbf{x}_i$  in Fig. 2 is replaced by the extended encoding group  $\mathbf{x}'_i$  and  $N$  replaced with  $K$ . With this junction tree, the ML decoding complexity order can be easily shown to be  $(N_t M)^K$ .

*Definition 1:* Two extended encoding groups  $\mathbf{x}'_{l_n}$  and  $\mathbf{x}'_{l_m}$  are said to be *non-interfering* if  $(\mathbf{A}_{l_n} \mathbf{T}^{n-1})(\mathbf{A}_{l_m} \mathbf{T}^{m-1})^H + (\mathbf{A}_{l_m} \mathbf{T}^{m-1})(\mathbf{A}_{l_n} \mathbf{T}^{n-1})^H = \mathbf{O}$  for all  $1 \leq l_n \leq N_t$  and  $1 \leq l_m \leq N_t$ .

Note that the above definition ensures that, for any given  $l_n$  and  $l_m$  in  $L$ ,  $\nexists s \in [s_{n_I}, s_{n_Q}]$  and  $s' \in [s_{m_I}, s_{m_Q}]$  such that their weight matrices are not Hurwitz-Radon orthogonal. Since the weight matrices associated with the symbols  $s_{n_I}$  and  $s_{n_Q}$  are  $\mathbf{A}_{l_n} \mathbf{T}^{n-1}$  and  $j\mathbf{A}_{l_n} \mathbf{T}^{n-1}$ , respectively, and those associated with the symbols  $s_{m_I}$  and  $s_{m_Q}$  are  $\mathbf{A}_{l_m} \mathbf{T}^{m-1}$  and  $j\mathbf{A}_{l_m} \mathbf{T}^{m-1}$ , respectively, it can be readily seen that if  $(\mathbf{A}_{l_n} \mathbf{T}^{n-1}) \perp (\mathbf{A}_{l_m} \mathbf{T}^{m-1})$ , then  $(j\mathbf{A}_{l_n} \mathbf{T}^{n-1}) \perp (\mathbf{A}_{l_m} \mathbf{T}^{m-1})$  and  $(j\mathbf{A}_{l_n} \mathbf{T}^{n-1}) \perp (j\mathbf{A}_{l_m} \mathbf{T}^{m-1})$ .

*Lemma 1:* For any  $\mathbf{A}_i, \mathbf{A}_j \in \mathcal{B}$ ,  $(\mathbf{A}_i \mathbf{T}^l) \perp (\mathbf{A}_j \mathbf{T}^{l+k})$  i.e.  $(\mathbf{A}_i \mathbf{T}^l)(\mathbf{A}_j \mathbf{T}^{l+k})^H + (\mathbf{A}_j \mathbf{T}^{l+k})(\mathbf{A}_i \mathbf{T}^l)^H = \mathbf{O}$  for  $P \leq k \leq K - l - 1$  and  $0 \leq l \leq K - 1$ .

*Proof:* Let  $\mathbf{F} = \mathbf{A}_i \mathbf{T}^l$  and  $\mathbf{G} = \mathbf{A}_j \mathbf{T}^{l+k}$ . We need to show that  $\mathbf{F}\mathbf{G}^H + \mathbf{G}\mathbf{F}^H = \mathbf{O}$ , which is equivalent to showing  $\mathbf{F}\mathbf{G}^T + \mathbf{G}\mathbf{F}^T = \mathbf{O}$ , since both  $\mathbf{F}$  and  $\mathbf{G}$  are real matrices. We have  $\mathbf{F}\mathbf{G}^T = \sum_{p=1}^{K+P-1} \mathbf{f}_p \mathbf{g}_p^T$ , where  $\{\mathbf{f}_p\}_{p=1}^{K+P-1}$  and  $\{\mathbf{g}_p\}_{p=1}^{K+P-1}$  are the columns of  $\mathbf{F}$  and  $\mathbf{G}$ , respectively. From (7) and (8), we have

$$\mathbf{A}_i \mathbf{T}^l = [\mathbf{O}_{N_t P \times l}, \mathbf{e}_{P(i-1)+1}, \dots, \mathbf{e}_{P(i-1)+P}, \mathbf{O}_{N_t P \times (K-l-1)}], \quad (15)$$

and

$$\mathbf{A}_j \mathbf{T}^{l+k} = [\mathbf{O}_{N_t P \times (l+k)}, \mathbf{e}_{P(j-1)+1}, \dots, \mathbf{e}_{P(j-1)+P}, \mathbf{O}_{N_t P \times (K-l-k-1)}]. \quad (16)$$

It is clear from (15) that  $\mathbf{f}_p = \mathbf{0}$  for  $1 \leq p \leq l$  and  $l + P + 1 \leq p \leq K + P - 1$ ,  $\mathbf{f}_p \neq \mathbf{0}$  for  $l + 1 \leq p \leq l + P$ . From (16), it can be observed that  $\mathbf{g}_p = \mathbf{0}$  for  $1 \leq p \leq l + k$  and  $l + k + P + 1 \leq p \leq K + P - 1$ ,  $\mathbf{g}_p \neq \mathbf{0}$  for  $l + k + 1 \leq p \leq l + k + P$ . Thus, we have  $\sum_{p=1}^{l+k} \mathbf{f}_p \mathbf{g}_p^T = \mathbf{O}$  if  $k \geq P$ , and hence,  $\mathbf{F} \mathbf{G}^T = \sum_{p=1}^{K+P-1} \mathbf{f}_p \mathbf{g}_p^T = \mathbf{O}$ . Since  $\mathbf{G} \mathbf{F}^T = (\mathbf{F} \mathbf{G}^T)^T = \mathbf{O}$ , we have  $\mathbf{F} \mathbf{G}^T + \mathbf{G} \mathbf{F}^T = \mathbf{O}$ . Note that this is true for any  $0 \leq l \leq K - 1$  and  $P \leq k \leq K - l - 1$ . ■

*Lemma 2:* In the ZP-SC SM system, the extended encoding groups  $\mathbf{x}'_n$  and  $\mathbf{x}'_m$  are non-interfering if  $n + P \leq m$ .

*Proof:* Proof directly follows from *Lemma 1* and is provided for the sake of completeness.  $\mathbf{x}'_n$  and  $\mathbf{x}'_m$  are non-interfering if  $(\mathbf{A}_{l_n} \mathbf{T}^{n-1}) \perp (\mathbf{A}_{l_m} \mathbf{T}^{m-1})$ . From *Lemma 1* we have  $(\mathbf{A}_{l_n} \mathbf{T}^{n-1}) \perp (\mathbf{A}_{l_m} \mathbf{T}^{m-1})$  if  $m - 1 \geq n - 1 + P \Rightarrow m \geq n + P$ . ■

*Proposition 2:* In the ZP-SC SM scheme having  $N_t$  transmit antennas, the order of ML decoding complexity is  $(N_t M)^P$ , where  $M$  is the size of the signal set employed and  $P$  is the number of multipath links between each of the transmit and receive antenna pairs.

*Proof:* We show that there exists a core  $G'$  for the junction tree of ZP-SC SM system such that  $\max_{v \in V} |\mathcal{A}_{\mathcal{I}_v}| = (N_t M)^P$ . Note that if  $\mathbf{x}'_n$  and  $\mathbf{x}'_m$  are non-interfering, then the vertex corresponding to  $(\mathbf{x}'_n, \mathbf{x}'_m)$  can be removed from the junction tree, since  $\alpha'_{n,m}(\mathbf{x}'_n, \mathbf{x}'_m) = 0$ . From *Lemma 2*, the vertices corresponding to  $(\mathbf{x}'_n, \mathbf{x}'_m)$  for  $m \geq n + P$  are non-interfering, and hence need not be included in the junction tree. We propose a junction tree for the ZP-SC SM system shown in Fig. 3. It can be easily verified that the core of the junction tree given in Fig. 3 satisfies the condition C.1 described in Section III-A. Further, it is straightforward to see from Fig. 3 that the  $\max_{v \in V} |\mathcal{A}'_{\mathcal{I}_v}| = |\mathcal{A}'_n|^P = |S \times L|^P = (N_t M)^P$ . ■

Though the order of ML decoding complexity is reduced from  $(N_t M)^K$  to  $(N_t M)^P$ , the complexity is still high for the number of multipaths encountered in practical scenario. For example, Vehicular A and Pedestrian B channel models specified for cellular communication by 3GPP consider  $P = 6$  links [17]. Some HIPERLAN channel models even consider  $P = 16$  links [18]. For minimal values of  $N_t = M = 2$  and  $P = 6$ , we will have  $(N_t M)^P = 4096$ . Thus, the

ML decoding in the ZP-SC SM system is feasible only when  $P$  is small, and when  $P$  is large, we may have to resort to low-complexity sub-optimal receivers such as linear receivers.

#### IV. LOW-COMPLEXITY LINEAR RECEIVER FOR ZP-SC SM SYSTEM THAT ACHIEVES FULL MULTIPATH DIVERSITY

In the previous section, we showed that the order of ML decoding complexity in the ZP-SC SM system is  $(N_t M)^P$ . The length of the multipath channel  $P$  can be reduced to a desired value with the aid of channel shortening filters [19], [20], however, channel shortening does not necessarily guarantee full multipath diversity. In this section, we propose a low-complexity Partial Interference-Cancellation [21], [22] based Receiver (PIC-R) for the general ZP-SC communication system that converts the the multipath system into a set of frequency-flat block fading subsystems. Further, we show that the transmission of any full-rank STBC over these subsystems achieve full transmit-, receive- and multipath-diversity under ML decoding. Finally, we show that the SM symbol can be viewed as a space-only code, and hence achieves only receive- and multipath-diversity under PIC-R with a decoding complexity order of  $N_t M$ .

##### A. Proposed PIC-R for the general ZP-SC system

Assuming that the multipath channel is fixed over  $T'$  data frames, we can extend the ZP-SC system of (3) over  $T'$  data frames as

$$\hat{\mathbf{Y}} = \hat{\mathbf{H}}\hat{\mathbf{X}} + \hat{\mathbf{N}}, \quad (17)$$

where  $\hat{\mathbf{Y}} = [\hat{y}_1, \hat{y}_2, \dots, \hat{y}_{T'}]$ ,  $\hat{\mathbf{X}} = [\hat{x}_1, \hat{x}_2, \dots, \hat{x}_{T'}]$  and  $\hat{\mathbf{N}} = [\hat{n}_1, \hat{n}_2, \dots, \hat{n}_{T'}]$ . Let

$$\mathcal{I}_i = \{N_t i + 1, N_t i + 2, \dots, N_t(i + 1)\}, \quad (18)$$

for  $i = 0, 1, \dots, K - 1$ , such that  $\cup_{i=0}^{K-1} \mathcal{I}_i = \mathcal{I} = \{i\}_{i=1}^{N_t K}$  and  $\mathbf{G}_{\mathcal{I}_i}$  be the matrix having columns of  $\hat{\mathbf{H}}$  that are indexed by the elements of  $\mathcal{I}_i$ . Then (17) can be equivalently written as

$$\hat{\mathbf{Y}} = \sum_{i=0}^{K-1} \mathbf{G}_{\mathcal{I}_i} \hat{\mathbf{X}}_i + \hat{\mathbf{N}}, \quad (19)$$

where  $\hat{\mathbf{X}}_i = \hat{\mathbf{X}}([iN_t + 1 : (i + 1)N_t], :) \in \mathbb{C}^{N_t \times T'}$ , for  $0 \leq i \leq K - 1$ .

Let  $\mathbf{G}_{\mathcal{I}_k}^c = [\mathbf{G}_{\mathcal{I}_0}, \mathbf{G}_{\mathcal{I}_1}, \dots, \mathbf{G}_{\mathcal{I}_{k-1}}, \mathbf{G}_{\mathcal{I}_{k+1}}, \dots, \mathbf{G}_{\mathcal{I}_{K-1}}]$ . The projection matrix on to the orthogonal complement space of the column space of  $\mathbf{G}_{\mathcal{I}_k}^c$  is given by  $\mathbf{P}_{\mathcal{I}_k} = \mathbf{I}_{N_r(K+P-1)} - \mathbf{Q}_{\mathcal{I}_k}$ , where  $\mathbf{Q}_{\mathcal{I}_k} = \mathbf{G}_{\mathcal{I}_k}^c ((\mathbf{G}_{\mathcal{I}_k}^c)^H \mathbf{G}_{\mathcal{I}_k}^c)^{-1} (\mathbf{G}_{\mathcal{I}_k}^c)^H$ . Thus, we have  $\mathbf{P}_{\mathcal{I}_k} \mathbf{G}_{\mathcal{I}_i} = \mathbf{0}$  for  $i \in \{j\}_{j=0}^{K-1} \setminus k$ . Consider  $\mathbf{Z}_{\mathcal{I}_k} = \mathbf{P}_{\mathcal{I}_k} \hat{\mathbf{Y}}$  given by

$$\mathbf{Z}_{\mathcal{I}_k} = \mathbf{P}_{\mathcal{I}_k} \sum_{i=1}^{K-1} \mathbf{G}_{\mathcal{I}_i} \hat{\mathbf{X}}_i + \mathbf{P}_{\mathcal{I}_k} \hat{\mathbf{N}}, \quad (20)$$

$$= \mathbf{P}_{\mathcal{I}_k} \mathbf{G}_{\mathcal{I}_k} \hat{\mathbf{X}}_k + \mathbf{P}_{\mathcal{I}_k} \hat{\mathbf{N}}. \quad (21)$$

The PIC-R solution for the  $k^{\text{th}}$  subsystem is given by

$$(\hat{\mathbf{X}}_k)_{\text{PIC-R}} = \arg \min_{\mathbf{X} \in \mathcal{C}'} \|\mathbf{Z}_{\mathcal{I}_k} - \mathbf{P}_{\mathcal{I}_k} \mathbf{G}_{\mathcal{I}_k} \mathbf{X}\|^2, \quad (22)$$

for  $0 \leq k \leq K-1$ .

*Proposition 3:* The ZP-SC system having  $N_t$  transmit and  $N_r$  receive antennas with  $P$  multi-path links between each transmit and receive antenna pair achieves a diversity order of  $N_t N_r P$  with PIC-R under the grouping scheme  $\mathcal{I}_i$  given in (18) when each  $\hat{\mathbf{X}}_k$  is from a full-rank STBC  $\mathcal{C}'$ .

*Proof:* The proof proceeds along the same lines as the proof given in [21], [22]. Since the elements of  $\mathbf{P}_{\mathcal{I}_k} \hat{\mathbf{N}}$  constitute zero mean white Gaussian noise in the space spanned by the columns of  $\mathbf{P}_{\mathcal{I}_k}$ , the pairwise error probability in PIC-R considering  $k^{\text{th}}$  subsystem is given by

$$\text{PEP}(\mathbf{X}_1 \rightarrow \mathbf{X}_2 | \mathbf{h}) = Q\left(\frac{\sqrt{\rho} \|\mathbf{P}_{\mathcal{I}_k} \mathbf{G}_{\mathcal{I}_k} \Delta \mathbf{X}\|}{2}\right), \quad (23)$$

$$\leq \frac{1}{2} \exp\left(\frac{-\rho \|\mathbf{P}_{\mathcal{I}_k} \mathbf{G}_{\mathcal{I}_k} \Delta \mathbf{X}\|^2}{4}\right), \quad (24)$$

where  $\mathbf{h} = [\text{vec}(\mathbf{H}_0)^T, \text{vec}(\mathbf{H}_1)^T, \dots, \text{vec}(\mathbf{H}_{P-1})^T]^T$ ,

$$\mathbf{X}_1 - \mathbf{X}_2 = \Delta \mathbf{X} \in \Delta \mathcal{C}' = \{\mathbf{X}_1 - \mathbf{X}_2 | \mathbf{X}_1 \neq \mathbf{X}_2, \mathbf{X}_1, \mathbf{X}_2 \in \mathcal{C}'\}.$$

For a given  $\Delta \mathbf{X}$ , we have  $\|\mathbf{G}_{\mathcal{I}_0} \Delta \mathbf{X}\|^2 = \|\mathbf{G}_{\mathcal{I}_1} \Delta \mathbf{X}\|^2 = \dots = \|\mathbf{G}_{\mathcal{I}_{K-1}} \Delta \mathbf{X}\|^2$  owing to the block-Toeplitz structure of  $\hat{\mathbf{H}}$ . Further, we have  $\|\mathbf{G}_{\mathcal{I}_0} \Delta \mathbf{X}\|^2 = \|\bar{\mathbf{H}} \Delta \mathbf{X}\|^2$ , where  $\bar{\mathbf{H}} = [\mathbf{H}_0^T, \mathbf{H}_1^T, \dots, \mathbf{H}_{P-1}^T]^T \in \mathbb{C}^{P \times N_t}$ . Since  $\mathcal{C}'$  is a full-rank STBC, we have  $\text{rank}(\Delta \mathbf{X}) = N_t$  and the singular value decomposition of  $\Delta \mathbf{X}$ , given by  $\mathbf{U} \Sigma \mathbf{V}^H$ , will have  $N_t$  non-zero singular

values. Thus, we have

$$\begin{aligned}
\|\bar{\mathbf{H}}\Delta\mathbf{X}\|^2 &= \|\bar{\mathbf{H}}\mathbf{U}\Sigma\|^2 \\
&= \text{Tr}(\Sigma^T\mathbf{U}^H\bar{\mathbf{H}}^H\bar{\mathbf{H}}\mathbf{U}\Sigma) \\
&\geq \sigma_{\min}^2\text{Tr}(\bar{\mathbf{H}}^H\bar{\mathbf{H}}) \\
&= \sigma_{\min}^2\|\mathbf{h}\|^2 > 0,
\end{aligned}$$

when  $\mathbf{h} \neq \mathbf{0}$ . Therefore, when  $\mathbf{h} \neq \mathbf{0}$ , we have  $\mathbf{G}_{\mathcal{I}_k}\Delta\mathbf{X} \neq \mathbf{O}$  for  $0 \leq k \leq K-1$  and any  $\Delta\mathbf{X} \in \Delta\mathcal{C}'$ .

Assuming  $N_r(K+P-1) \geq N_tK$ <sup>2</sup>, we will have full column rank  $\hat{\mathbf{H}}$  which ensures that C1. if  $v \in \text{span}(\mathbf{G}_{\mathcal{I}_k})$  then  $v \notin \text{span}(\mathbf{G}_{\mathcal{I}_k}^c)$ .

Since  $\mathbf{Q}_{\mathcal{I}_k}$  is a projection matrix onto the space spanned by the columns of  $\mathbf{G}_{\mathcal{I}_k}^c$ , we have  $\mathbf{Q}_{\mathcal{I}_k}\mathbf{G}_{\mathcal{I}_k}\Delta\mathbf{X} \neq \mathbf{G}_{\mathcal{I}_k}\Delta\mathbf{X} \neq \mathbf{O}$ , from which we obtain

$$(\mathbf{I} - \mathbf{Q}_{\mathcal{I}_k})\mathbf{G}_{\mathcal{I}_k}\Delta\mathbf{X} \neq \mathbf{O}, \quad (25)$$

$$\mathbf{P}_{\mathcal{I}_k}\mathbf{G}_{\mathcal{I}_k}\Delta\mathbf{X} \neq \mathbf{O}. \quad (26)$$

Therefore, we have  $\|\mathbf{P}_{\mathcal{I}_k}\mathbf{G}_{\mathcal{I}_k}\Delta\mathbf{X}\| > 0$  for  $0 \leq k \leq K-1$ . Denoting  $\mathbf{P}_{\mathcal{I}_k}$  by  $\mathbf{P}_{\mathcal{I}_k}(\mathbf{h})$  and  $\mathbf{G}_{\mathcal{I}_k}$  by  $\mathbf{G}_{\mathcal{I}_k}(\mathbf{h})$ , one can easily verify that  $\mathbf{P}_{\mathcal{I}_k}\left(\frac{\mathbf{h}}{\|\mathbf{h}\|}\right) = \mathbf{P}_{\mathcal{I}_k}(\mathbf{h})$  and  $\mathbf{G}_{\mathcal{I}_k}\left(\frac{\mathbf{h}}{\|\mathbf{h}\|}\right) = \frac{1}{\|\mathbf{h}\|}\mathbf{G}_{\mathcal{I}_k}(\mathbf{h})$ . Thus, restricting  $\mathbf{h}$  to be from unit sphere, we have  $\|\mathbf{P}_{\mathcal{I}_k}\left(\frac{\mathbf{h}}{\|\mathbf{h}\|}\right)\mathbf{G}_{\mathcal{I}_k}\left(\frac{\mathbf{h}}{\|\mathbf{h}\|}\right)\Delta\mathbf{X}\| > 0$ . Since  $\|\cdot\|$  is a uniformly continuous function and unit sphere is a compact set, the co-domain of  $\|\cdot\|$  will also be a compact set, and hence can be bounded. Thus, for any given  $\Delta\mathbf{X}$  there exists a positive constant  $c_{\Delta\mathbf{X}}$ , such that  $\|\mathbf{P}_{\mathcal{I}_k}\left(\frac{\mathbf{h}}{\|\mathbf{h}\|}\right)\mathbf{G}_{\mathcal{I}_k}\left(\frac{\mathbf{h}}{\|\mathbf{h}\|}\right)\Delta\mathbf{X}\| > c_{\Delta\mathbf{X}}$ , which simplifies to

$$\|\mathbf{P}_{\mathcal{I}_k}\mathbf{G}_{\mathcal{I}_k}\Delta\mathbf{X}\| > c_{\Delta\mathbf{X}}\|\mathbf{h}\|. \quad (27)$$

Substituting (27) in (24), we have

$$\text{PEP}(\mathbf{X}_1 \rightarrow \mathbf{X}_2|\mathbf{h}) \leq \frac{1}{2} \exp\left(-\frac{\rho c_{\Delta\mathbf{X}}^2 \|\mathbf{h}\|^2}{4}\right), \quad (28)$$

<sup>2</sup>Note that this is a sufficient condition but not necessary. When  $N_r(K+P-1) < N_tK$ , the condition C1 is still satisfied owing to the structure of  $\hat{\mathbf{H}}$ .

which upon taking expectation over  $\mathbf{h}$  reduces to

$$\text{PEP}(\mathbf{X}_1 \rightarrow \mathbf{X}_2) \leq \frac{1}{2} \left( \frac{4}{4 + \rho c_{\Delta \mathbf{X}}^2} \right)^{N_r N_t P}. \quad (29)$$

The union bound on the codeword error probability associated with each subsystem is given by

$$P_e \leq \frac{1}{|\mathcal{C}'|^2} \sum_{i=1}^{|\mathcal{C}'|} \sum_{j=1}^{|\mathcal{C}'|} \text{PEP}(\mathbf{X}_i \rightarrow \mathbf{X}_j). \quad (30)$$

It is clear from (29) and (30) that the PIC-R in the ZP-SC system with the proposed grouping scheme given in (18) achieves a diversity order  $N_t N_r P$ . This concludes the proof. ■

*Corollary 1:* With the grouping scheme  $\mathcal{I}_i$  given in (18), the ZP-SC SM system achieves a diversity order of  $N_r P$  and a decoding complexity order of  $N_t M$  with PIC-R.

*Proof:* It is clear from (2) that the transmitted vector in the SM system is from the set

$$\mathcal{C}'_{SM} = \left\{ \left[ \begin{array}{c} s \\ 0 \\ 0 \\ \vdots \\ 0 \end{array} \right], \left[ \begin{array}{c} 0 \\ s \\ 0 \\ \vdots \\ 0 \end{array} \right], \left[ \begin{array}{c} 0 \\ 0 \\ s \\ \vdots \\ 0 \end{array} \right], \dots, \underbrace{\left[ \begin{array}{c} 0 \\ 0 \\ 0 \\ \vdots \\ s \end{array} \right]}_{\text{length } N_t \text{ vector}} \right\}, \quad (31)$$

where  $s \in S$  is from an  $M$ -QAM or -PSK constellation. Further, any element in  $\Delta \mathcal{C}'_{SM} = \{\mathbf{X}_1 - \mathbf{X}_2 | \mathbf{X}_1 \neq \mathbf{X}_2, \mathbf{X}_1, \mathbf{X}_2 \in \mathcal{C}'_{SM}\}$  is of rank-one. Thus,  $\mathcal{C}'_{SM}$  can be viewed as a rank-one STBC, and hence from *Proposition 3*, it follows that the ZP-SC SM system achieves diversity order  $N_r P$ . Since  $|\mathcal{C}'_{SM}| = N_t M$ , from (22) it is straightforward to show that the order of decoding complexity is  $N_t M$ . This concludes the proof. ■

## V. CONCLUSIONS

We have proposed zero-padding instead of cyclic prefix for the SM system in single carrier communication over a frequency selective channel and shown that the zero-padded SM scheme offers full multipath diversity unlike the cyclic prefixed SM system. Further, the order of ML decoding complexity in the zero-padded SM system is shown to be independent of the frame length and is given by  $(N_t M)^P$ , where  $P$  is the number of multipath links, unlike the cyclic

prefixed SM system whose ML decoding complexity order is exponential in frame length, i.e.  $(N_t M)^K$ , where  $K$  is the size of the data-frame. A low-complexity linear receiver is proposed for the ZP-SC system in general that achieves full multipath, transmit and receive diversity. It is shown that the SM in ZP-SC system is capable of achieving multipath and receive diversity under the proposed linear receiver.

## REFERENCES

- [1] P. Wolniansky, G. Foschini, G. Golden, and R. Valenzuela, "V-BLAST: an architecture for realizing very high data rates over the rich-scattering wireless channel," in *Proc. International Symp. Signals, Syst., Electron.*, Pisa, Italy, pp. 295-300, 1998.
- [2] E. Viterbo and J. Boutros, "A universal lattice code decoder for fading channels," *IEEE Trans. Inf. Theory*, vol. 45, pp. 1639-1642, Jul. 1999.
- [3] B. Hassibi and H. Vikalo, "On the Sphere-Decoding Algorithm I. Expected Complexity," *IEEE Trans. on Signal Process.*, vol. 53, no. 8, pp. 2806-2818, Aug. 2005.
- [4] R. Mesleh, H. Haas, C. Ahn, and S. Yun "Spatial modulation - a new low complexity spectral efficiency enhancing technique," in *Proc. First International Conf. Commun. Netw., Beijing, China.*, pp. 1-5, Oct. 2006.
- [5] R. Mesleh, H. Haas, S. Sinanovic, C. Ahn, and S. Yun " Spatial modulation ," *IEEE Trans. Veh. Technol.*, vol. 57, no. 4, pp. 2228-2242, 2008.
- [6] J. Jeganathan, A. Ghrayeb, and L. Szczecinski, "Spatial modulation: optimal detection and performance analysis," *IEEE Commun. Lett.*, vol. 12, no. 8, pp. 545-547, 2008.
- [7] R. Rajashekar and K. V. S. Hari, "Low complexity maximum likelihood detection in spatial modulation systems." Available [online]: arXiv:1206.6190v1, June 2012.
- [8] M. Di Renzo and H. Haas, "Performance comparison of different spatial modulation schemes in correlated fading channels," *IEEE Int. Conf. Commun.*, pp. 1-6, May 2010.
- [9] M. Di Renzo and H. Haas, "Transmit-diversity for spatial modulation (SM): Towards the design of high-rate spatially-modulated space-time block codes," *IEEE Int. Conf. Commun.*, pp. 1-6, June 2011.
- [10] E. Basar, U. Aygolu, E. Panayirci, and H. V. Poor, "Space-time block coding for spatial modulation," *IEEE Trans. Commun.*, vol. 59, pp. 823-832, Mar. 2011.
- [11] M. Di Renzo and H. Haas, "Transmit-diversity for spatial modulation (SM): Towards the design of high-rate spatially-modulated space-time block codes," *IEEE Int. Conf. Commun.*, June 2011.
- [12] E. Basar, U. Aygolu, E. Panayirci, and H. V. Poor, "New trellis code design for spatial modulation," *IEEE Trans. Wireless Commun.*, vol. 10, no. 9, pp. 2670-2680, Aug. 2011.
- [13] E. Aygolu, E. Panayirci, and H. V. Poor, "Performance of Spatial Modulation in the Presence of Channel Estimation Errors," *IEEE Commun. Lett.*, vol. 16, no. 2, pp. 176-179, Feb. 2012.
- [14] P. Som and A. Chockalingam, "Spatial modulation and space shift keying in single carrier communication," in *Proc. IEEE PIMRC*, Sydney, Australia, pp. 1991-1996, Sep. 2012.
- [15] L. P. Natarajan, P. K. Srinath, and B. S. Rajan, "Generalized Distributive Law for ML Decoding of STBCs," in *Proc. Inf. Theory Worksh. (ITW)*, Paraty, Brasil, Oct. 2011.



- [16] J. K. Zhang, J. Liu and K. M. Wong, "Linear Toeplitz space time block codes," in *Proc. IEEE Int. Symp. Inf. Theory (ISIT 05)*, Adelaide, Australia, Sep. 4-9, pp. 1942-1946, 2005.
- [17] Spatial channel model for Multiple Input Multiple Output (MIMO) simulations, 3GPP TR 25.996, version 11.0.0, Release 11. Available [online]: <http://www.3gpp.org/ftp/specs/html-INFO/25996.htm>
- [18] ETSI Normalization Committee, "Channel Models for HIPERLAN/2 in different indoor scenarios," Norme ETSI, document 3ER1085B, European Telecommunications Standards Institute, Sophia-Antipolis, Valbonne, France, 1998. Available [online]: <http://www.etsi.org>.
- [19] N. Al-Dhahir, "FIR channel-shortening equalizers for MIMO ISI channels," *IEEE Trans. Commun.*, vol. 49, no. 2, pp. 213-218, Feb. 2001.
- [20] D. Wubben and K.-D. Kammeyer, "Impulse shortening and equalization of frequency-selective MIMO channels with respect to layered space-time architectures," *Signal Process.*, vol. 83, no. 8, pp. 1643-1659, 2003.
- [21] X. Guo and X.-G. Xia, "On full diversity space-time block codes with partial interference cancellation group decoding," *IEEE Trans. Inf. Theory*, vol. 55, pp. 4366-4385, Oct. 2009.
- [22] X. Guo and X.-G. Xia, "Corrections to 'On full diversity space-time block codes with partial interference cancellation group decoding'," *IEEE Trans. Inf. Theory*, vol. 56, pp. 3635-3636, Jul. 2010.