

Kinetics of quasi-isoenergetic transition processes in biological macromolecules

E. G. Petrov, V. I. Teslenko

Bogolyubov Institute for Theoretical Physics, National Academy of Sciences of Ukraine, Metrologichna Street., 14-b, UA-03680, Kiev, Ukraine

Abstract

A master equation describing the evolution of averaged molecular state occupancies in molecular systems where alternation of molecular energy levels is caused by discrete dichotomous and trichotomous stochastic fields, is derived. This study is focused on the kinetics of quasi-isoenergetic transition processes in the presence of moderately high frequency stochastic field. A novel physical mechanism for temperature-independent transitions in flexible molecular systems is proposed. This mechanism becomes effective when the conformation transitions between quasi-isoenergetic molecular states take place. At room temperatures, stochastic broadening of molecular energy levels predominates the energy of low frequency vibrations accompanying the transition. This leads to a cancellation of the temperature dependence in the stochastically averaged rate constants. As examples, physical interpretations of the temperature-independent onset of P2X₃ receptor desensitization in neuronal membranes, as well as degradation of PER2 protein in embryonic fibroblasts, are provided.

PACS: 02.50.Ey, 02.50.Wp, 05.40.Ca, 05.70.Ln

Key words: master equation; stochastic field; averaged rate constants; transitions

1 Introduction

Transient processes in physical, chemical, and biological systems reflect the evolution of state occupancies associated with different types of electronic, nuclear, and spin degrees of freedom. From the physics point of view, the development of the microscopic models that are able to shed light on possible mechanisms of transient processes, is an important task. Biological systems are characterized by complex molecular structure with fast, intermediate and slow motions of separate molecular groups. Most transient processes in biosystems can be studied in the framework of phenomenological approach that is based on the equations with certain set of kinetic parameters (rate constants). In these cases, however, any experimentally observable transition process occurs simultaneously with the more fast transitions. For instance, the characteristic times of conformation transitions in biopolymers (nucleic acids and protein chains) are several orders greater than the characteristic times of the vibration relaxation. Therefore, the phenomenological parameters including the occupancies of conformation states and the rates of transitions between them, appear averaged over the much faster motions. Numerous experimental studies show that in biosystems, the temperature dependence of the reaction rates exhibits the Arrhenius like behavior, i.e. an exponential increase of the rate with temperature. However, there are cases when a temperature dependence smoothes away or becomes anomalous (opposite to "normal"). Several attempts were made to explain these effects in the framework of phenomenological approach, without exploring the microscopic properties of molecular structures [1,2,3,4,5]. The goal of this study is to provide a quantitative microscopic description of both the smoothed away (temperature-independent)

and normal (temperature-dependent) cases for the multi-type reaction pathways arising within the complexity of molecular structure.

In biology, there are three known types of reactions where microscopic effects could be essential. The first type is associated with the reduction-oxidation processes caused by the photoinduced electron transfer in the photosynthetic units of plants and bacteria. The basic mechanism of these reactions involves electron tunneling between rigid redox centers like metal-containing porphyrin rings and quinones. The tunneling mechanism is supported by the absence of temperature dependence for the transfer rates in wide temperature regions including the room temperatures [6,7,8]. The physical model describing an electron transfer between redox centers is well known, and it is associated with the existence of strong coupling with local vibrational modes. The respective analytic expressions have been derived by Jortner [9,10] who has generalized the classic Marcus's theory [11] of transfer processes for a quantum case. When contact conformations between the centers can be stabilized, an electron recombination rate averaged over the conformation states, has anomalous temperature dependence demonstrating a certain rise with the temperature decrease [12].

The second type of reactions is associated with the biochemical catalysis in the specific protein or metal-protein centers. As a rule, such catalysis leads to a notable structure reorganization in the active centers as well as breaking of the old and creation of the new chemical or hydrogen bonds between the respective structure units. Catalytic process consists of various chemical steps that include not only an electron and a proton transfer, but a two-electron, an electron-proton, a hydride or a hydrogen transfer as well [13,14]. Conventionally, all such reactions are described in the framework of enzyme kinetics

[15] where the rate constants are calculated using the concept of an activated complex strongly connected with the corresponding reaction coordinate. The motion of the reactants along reaction coordinates is accompanied by overcoming the activation barriers, so that the rate constants experience an activation temperature dependence similar to the Arrhenius's one. However, in the framework of Marcus's theory, a barrierless behavior becomes also possible, if only the value of the reorganization energy would coincide with the driving force of the reaction (due, for instance, to a pronounced nuclear displacement in rigid complexes), thus cancelling the exponential temperature dependence. Such situation is probably realized during the binding of the NO molecule to the protoheme. The binding appears as a kinetically mono-exponential process with approximately temperature-independent rate constant in the region of 200-290 K [16].

The third type of reactions is associated with the conformation transformations. Some of these reactions do not exhibit the Arrhenius's temperature dependence even in the range of room temperatures. For instance, it has been demonstrated that the closing rate for both the single-stranded DNA and the RNA hairpin-loop fluctuations, as well as the rate for the cyclic β -hairpin peptide folding, are weakly dependent on temperature in the interval from 10 to 60°C showing zero or even slightly negative enthalpies [17,18]. Another example of the temperature-independence in the gating kinetics of membrane proteins has been recently provided for the desensitization onset of P2X₃ purinoreceptors [19]. The kinetics of this process is characterized by the two rate constants, each being temperature-independent in the range of 25-40°C. A very recent example is the observation of a single-exponential kinetics of temperature-insensitive (in the range of 27-37°C), period-determining

process in the mammalian circadian clock [20]. Note that, in these cases, the experiments cover a physiologically important temperature range.

While physical mechanisms explaining both the temperature-independent electron tunneling and the barrierless ligand binding are more or less clear for two noted types of reactions, and can be well recognized in the framework of Marcus-Jortner approach, it is not the case for the third one. Indeed, the conformational transformations in flexible molecular structures should involve activation of low-frequency vibrations accompanying the quasi-isoenergetic configuration transitions. This would make the temperature dependence of the transition rates exponential. However, several experimental results have demonstrated a presence of the temperature-independent reaction pathways. Therefore, to describe the quasi-isoenergetic transient processes, the theoretical approach has to be modified.

In general, the current theoretical description of transient processes in flexible molecules as well as in molecular chain structures employs two approaches. One is based on quantum mechanics and uses the recent *ab initio* methods (mainly, a density functional theory [21]) along with the *ab initio* molecular dynamics simulations [22]. Another approach involves the development of various physical models that allow one to describe the amplitude and the kinetic characteristics of the transient processes in terms of definite physical parameters like vibration coupling, energy bias, fluctuation frequency, level broadening etc. [23]. Most of these parameters already appear in molecular Hamiltonians, others are described with the rate constants of the molecular transitions (see e.g. [24,25] and refs. there in). The problem is, however, that dealing with large molecular systems like proteins or nucleic acids in aqueous or specific biological environment using *ab initio* methods is very expensive com-

putationally. For instance, it takes 4 days using a cluster of four Linux-based computers to calculate a nanosecond molecular dynamic trajectory for a small protein containing ~ 5000 atoms and surrounded by ~ 15000 water molecules [26]. An overwhelming majority of biomolecular transient processes requires times ranging from milliseconds to seconds. So, correct computer simulation of these processes is currently inaccessible, even by modern supercomputers, even in times from thousands to millions of years.

Meanwhile, the rigorous approach of statistical mechanics allows to describe the evolution of an open (interacting with the environment) molecular system in the formalism of nonequilibrium density matrix. This formalism has been successfully applied to describe exciton and charge transfer in different types of molecular systems [27,28,29]. The fundamental advantage of the density matrix formalism lies in the unified description of transfer processes by taking into account both the heat bath vibrations and the stochastic energy fluctuations [30,31,32]. Furthermore, contribution from the stochastic effects can be analyzed exactly in a non-perturbation manner [30,32,33,34,35]. Another advantage of the noted formalism is that it allows one to reduce the description of evolution behavior to the finding of the solution of a set of kinetic equations for state occupancies with precise rate constants. Therefore, the interpretation of the results in terms of the rate constants becomes clear and useful for both physicists and biologists.

In this paper, we develop an approach that is specially adapted for description of transitions between quasi-isoenergetic molecular states, with use of nonequilibrium density matrix method. We argue that, for quasi-isoenergetic transitions, both low-frequency molecular vibrations and stochastic alternation of molecular energies by thermodynamic fluctuations, should be simulta-

neously accounted for. We obtain rather uncomplicated expressions for transition rate constants in various limiting cases. We demonstrate that in these cases, different types of temperature behavior - from exponential temperature dependence of Arrhenius like type to the temperature independence, are adequately reproduced. The examples include a physical explanation for the temperature-independent onset of P2X₃ receptor desensitization in neuronal membranes [19] and temperature-insensitive, period-determining process in mammalian circadian clock [20].

2 Model and basic stochastic equation

In molecular systems, any transition process contains contributions from different types of vibrations. Some of them define the common electron-vibrational molecular states involved in the transitions while the others can be referred as a heat bath. Just owing to coupling with the heat bath, the transitions between the molecular states appear in the form of kinetic process. This process reflects an evolution of the molecular system towards the equilibrium, where state occupancies satisfy the Boltzmann's relations. As it is well known from the physics of transfer processes in condensed matter, the stochastic fields created by interior motions in a dynamic system, can play an important role in evolution of state occupancies. Direct introduction of these fields into the Hamiltonian of dynamic system significantly simplifies the consideration of the complex motions in the system. This allows one to use only a limited number of general characteristics like amplitudes and frequencies of the stochastic field (see, for instance, refs. [32,33,34,35,36]). The stochastic approach clarifies the physics of transition processes on the semi-phenomenological level. It becomes

especially important in the case of biological macromolecules where a number of different types of nuclear motions, including the stochastic motions, are observed. It has been experimentally shown [37] that structural movements of separate polar residues in proteins create high frequency vibrations, so that specific electric field fluctuations are present in a large number of biological macromolecules. Direct observation of fluctuation movements in biological molecules has been done with use single-molecule spectroscopy. Namely, the observation that the fluorescence of a single flavin adenine dinucleotide cofactor at room temperature turns on and off indicating the stochastic enzymatic turnovers of a flavin reductase [38,39]. The energy fluctuations at ambient temperatures have been also observed in a photosynthetic peripheral light-harvesting molecular complex of type 2 [40,41]. Thus, there exists an experimental evidence supporting a stochastic approach to describe transition processes in biological macromolecules. The simplest way for such description is to incorporate the random processes in a stochastic Hamiltonian and, therefore, in the stochastic Liouville equation.

2.1 Stochastic molecular Hamiltonian

When the exact spatial molecular structure is unknown or uncertain (often in the case of biological macromolecules), the modeling of the transition process has to be based on general physical principles. While developing such model, two different types of motions in a macromolecular system have to be considered. First, vibrations in a heat bath. Due to phonon exchange with a heat bath, the transitions between the molecular states appear as the relaxation process where the phonon energy covers the difference between the energies of

these states. Second, high frequency vibrations. The energy of the corresponding phonons exceeds the noted energy difference significantly. This makes a phonon exchange ineffective. However, high frequency motions create interior random fields that alternate the molecular energies. The above examples show that at such alternation, the molecular energies can be stochastically time-dependent and, thus, the transitions between the molecular states (accompanied by creation and annihilation of low frequency phonons) occur on the background of randomly alternated energy levels. Taking this notion into account, we consider a model where molecular energy levels exhibit stochastic alternations caused by interaction with the surrounding structural groups. Rather, the transitions between the energy levels are associated with the harmonic vibrations (phonons) of a heat bath. Respective Hamiltonian of the entire system (molecule + bath) can be represented in the form

$$\begin{aligned}
H_{entire}(t) = \sum_a \left\{ E_a(t) + \sum_{\lambda} [\kappa_{a\lambda}(\beta_{\lambda}^+ + \beta_{\lambda}) + \hbar\omega_{\lambda}(\beta_{\lambda}^+\beta_{\lambda} + 1/2)] \right\} |a\rangle\langle a| \\
+ \sum_{a,b} V_{ab} (1 - \delta_{a,b}) |a\rangle\langle b|
\end{aligned} \tag{1}$$

where $E_a(t) = E_a^{(0)} + \Delta E_a(t)$ is the energy of the a th molecular state ($E_a^{(0)}$ is the energy in the absence of an external time-dependent field, $\Delta E_a(t)$ is the energy variation caused by the stochastic fields), $\kappa_{a\lambda}$ is the parameter that characterizes the deviation of nuclei along λ th normal coordinate from the nuclear equilibrium position, and ω_{λ} is the λ th vibration mode (phonon) belonging to the bath Hamiltonian. Quantities β_{λ}^+ and β_{λ} refer to the operators of creation and annihilation of a phonon in a heat bath. Thus, the entire system under consideration consists of two main parts. The first one is the dynamic quantum system (S) with the set of molecular states $\{|a\rangle\}$ and respective energies $\{E_a(t)\}$. The second part represents a heat bath (B) with set of vibrational

modes $\{\omega_\lambda\}$. The transitions between the molecular states are determined by the term containing the matrix elements V_{ba} . In what follows, we represent the main parts of the Hamiltonian (1) in completely diagonal form. To this end, it is convenient to use the Holstein's polaron-like transformation [42,43] while defining the respective unitary matrix in form $U = \exp\left(\sum_a \sigma_a |a\rangle\langle a|\right)$ with $\sigma_a = \sum_\lambda g_a^{(\lambda)} (\beta_\lambda^+ - \beta_\lambda)$ being the operator of the nuclear displacements in the a th molecular state ($g_a^{(\lambda)} \equiv \kappa_{a\lambda}/\hbar\omega_\lambda$ is the dimensionless coupling). Multiplying the Eq. (1) from the left by U and from the right by U^+ we transform the starting Hamiltonian (1) to

$$H(t) = H_S(t) + H_B + V. \quad (2)$$

Here,

$$H_S(t) = \sum_a (E_a(t) + \Delta E_a^{(pol)}) |a\rangle\langle a| \quad (3)$$

is the molecular Hamiltonian where a proper energy of the a th state includes polaron shift $\Delta E_a^{(pol)} = -\sum_\lambda \kappa_{a\lambda}^2/\hbar\omega_\lambda$. Bath Hamiltonian coincides with Hamiltonian of harmonic vibrations (phonons),

$$H_B = \sum_\lambda \hbar\omega_\lambda (\beta_\lambda^+ \beta_\lambda + 1/2). \quad (4)$$

Off-diagonal part of entire Hamiltonian appears now in the form

$$V = \sum_{a,b} (1 - \delta_{a,b}) \hat{V}_{ab} |a\rangle\langle b| \quad (5)$$

where $\hat{V}_{ab} = V_{ab} e^{\sigma_{ab}}$ and $\sigma_{ab} = \sigma_a - \sigma_b = \sum_\lambda g_{ab}^{(\lambda)} (\beta_\lambda^+ - \beta_\lambda)$. Operators \hat{V}_{ab} characterize the transitions between different molecular states when the transitions are accompanied by the nuclear displacements (respective couplings are $g_{ab}^{(\lambda)} = g_a^{(\lambda)} - g_b^{(\lambda)}$). Thus, the transitions between the molecular states are performed with the "phonon-dressed" off-diagonal interactions.

2.2 Stochastic equation for a diagonal part of density matrix

To perform the analysis of the experimental data, a master equation for description of evolution of the observable state occupancies $P_a(t)$, is required. Since the molecular energy levels $E_a(t)$ are the stochastic quantities, this master equation appears as the equation averaged over random realizations of the energy shifts $\Delta E_a(t)$. We denote the averaging via the symbol $\langle\langle \dots \rangle\rangle$ so that $P_a(t) = \langle\langle \mathcal{P}_a(t) \rangle\rangle$. Here, $\mathcal{P}_a(t)$ is the nonaveraged state occupancy which is defined as $\mathcal{P}_a(t) = \langle a | \rho(t) | a \rangle$ with $\rho(t) = \text{tr}_B \rho_{S+B}(t)$ being the molecular density matrix. This matrix is determined as a trace over the bath states on density matrix $\rho_{S+B}(t)$ of the entire quantum system including the heat bath. The density matrix method assumes that irreversible (relaxation) transitions between the quantum states of an open dynamic quantum system S are associated with an energy exchange between the system and the heat bath (via creation and annihilation of phonons). Since the coupling between the molecular states and the heat bath is concentrated in off-diagonal interaction (5), it becomes important to derive a master equation for molecular occupancies in the form that allows one to control an expansion over the noted off-diagonal interaction. Due to the exact relation $\langle a | \rho(t) | a \rangle = \langle a | \rho_d(t) | a \rangle$, an equation for diagonal part of molecular density matrix, $\rho_d(t)$, is quite sufficient. The details of the derivation procedure can be found, for instance, in refs.[24,25,44]. Following this procedure while taking into account that, in the considered case, the molecular energies are stochastically time-dependent quantities, the master equation for the $\rho_d(t)$ should appear in the stochastic form.

The starting point is the stochastic Liouville equation

$$\dot{\rho}_{S+B}(t) = -i\mathcal{L}(t)\rho_{S+B}(t) \quad (6)$$

where $\mathcal{L}(t) = (1/\hbar) [H(t), \dots]$ is the Liouville superoperator associated with the Hamiltonian (2). In line with the structure of this Hamiltonian, the $\mathcal{L}(t)$ consists of two Liouville superoperators, $\mathcal{L}_0(t) = (1/\hbar) [H_0(t), \dots]$ with $H_0(t) = H_S(t) + H_B$ and $\mathcal{L}_V = (1/\hbar) [V, \dots]$ so that $\mathcal{L}(t) = \mathcal{L}_0(t) + \mathcal{L}_V$. Let introduce the projection superoperators \hat{T}_d and $\hat{T}_{nd} = I - \hat{T}_d$. These will expand any operator into its diagonal component (the matrix elements are the occupancies) and its off-diagonal component (the matrix elements are the coherences). The action of the operators \hat{T}_d and \hat{T}_{nd} on the Liouville equation (6) generates a coupled set of differential equations for diagonal and off-diagonal parts of the density matrix, $\dot{\rho}_{S+B}^{(d)}(t) = \hat{T}_d \rho_{S+B}(t)$ and $\dot{\rho}_{S+B}^{(nd)}(t) = \hat{T}_{nd} \rho_{S+B}(t)$, respectively. These equations read

$$\begin{aligned} \dot{\rho}_{S+B}^{(d)}(t) &= -i\hat{T}_d \mathcal{L}_V \rho_{S+B}^{(nd)}(t), \\ \dot{\rho}_{S+B}^{(nd)}(t) &= -i\hat{T}_{nd} \mathcal{L}(t) \rho_{S+B}^{(nd)}(t) - i\mathcal{L}_V \rho_{S+B}^{(d)}(t). \end{aligned} \quad (7)$$

After substitution of the second equation into the first one, the following integro-differential equation for the diagonal part of the density matrix is achieved

$$\dot{\rho}_{S+B}^{(d)}(t) = - \int_0^t dt' [\hat{T}_d \mathcal{L}_V S(t, t') \mathcal{L}_V \rho_{S+B}^{(d)}(t')] \quad (8)$$

where

$$S(t, t') = e^{-i \int_{t'}^t d\tau \hat{T}_{nd} \mathcal{L}(\tau)} \quad (9)$$

is the stochastic evolution superoperator. Bearing in mind the definition of the molecular density matrix, one arrives to the equation

$$\dot{\rho}_d(t) = - \int_0^t dt' \text{tr}_B [\hat{T}_d \mathcal{L}_V S(t, t') \mathcal{L}_V \rho_{S+B}^{(d)}(t')]. \quad (10)$$

In many practical cases, it is common that a characteristic time of transition processes, τ_{tr} , significantly exceeds the characteristic time of the vibration relaxation, τ_{vib} . This makes it possible to refer the vibrations to the heat bath.

Moreover, the validity of the inequality $\tau_{vib} \ll \tau_{tr}$ allows one to use a factorization $\rho_{S+B}^{(d)}(t) = \rho_d(t)\rho_B$ where $\rho_B = \exp(-H_B/k_B T)/tr_B \exp(-H_B/k_B T)$ is the bath equilibrium density matrix (k_B and T are the Boltzmann's constant and the absolute temperature, respectively). Thus, if the transition processes occur on the time scale of $\Delta t \gg \tau_{vib}$, one can describe these processes with the coarse-grained master equation

$$\dot{\rho}_d(t) = - \int_0^t dt' \hat{M}(t, t') \rho_d(t') \quad (11)$$

where

$$\hat{M}(t, t') = tr_B[\hat{T}_d \mathcal{L}_V S(t, t') \mathcal{L}_V \rho_B] \quad (12)$$

is the stochastic transition superoperator.

3 Master equation for the averaged molecular occupancies

Eq. (11) can be treated as the basic coarse-grained stochastic equation for the rigorous description of the transitions between the molecular states on the time scale $\Delta t \gg \tau_{vib}$. Its form is quite suitable for an expansion procedure. Thus, if a description is restricted by Born approximation over the V one has to set $V = 0$ in the evolution superoperator (9). It yields

$$\dot{\rho}_d(t) = -(1/\hbar^2) \int_0^t dt' tr_B \left\{ \hat{T}_d [V, U(t, t')] [V, \rho_d(t') \rho_B] U^+(t, t') \right\} \quad (13)$$

where we have introduced the zeroth order evolution operator $U(t, t') = \hat{T} \exp[-(i/\hbar) \int_{t'}^t d\tau (H_S(\tau) + H_B)]$ (\hat{T} is the Dayson's chronological operator).

3.1 Stochastic kinetic equation for the state occupancies

In what follows, we concentrate on the transition processes caused by a weak coupling of the molecular states to the bath vibrations (phonons) so that the "dressed" transition operators \hat{V}_{ab} in off-diagonal interaction (5) are considered as perturbation (see also refs. [24,32,45,46]). Using the definition $\mathcal{P}(a;t) = \langle a|\rho_d(t)|a\rangle$, one derives the following stochastic equation for the occupancies

$$\dot{\mathcal{P}}(a;t) = - \sum_b \int_0^t dt' [\mathcal{G}_{ab}(t,t') \mathcal{P}(a;t') - \mathcal{G}_{ba}(t,t') \mathcal{P}(b;t')] \quad (14)$$

where kernel

$$\mathcal{G}_{ab}(t,t') = \frac{2}{\hbar^2} |V_{ba}|^2 \text{Re} [e^{i\Omega_{ab}(t-t')} \mathcal{R}_{ab}(t-t') \mathcal{F}_{ab}(t,t')] \quad (15)$$

exhibits a stochastic behavior through the stochastic functional $\mathcal{F}_{ab}(t,t') = \exp \{ (i/\hbar) \int_{t'}^t d\tau [\Delta E_a(\tau) - \Delta E_b(\tau)] \}$. In Eq. (15), $\Omega_{ab} = (1/\hbar)[(E_a^{(0)} + E_a^{(pol)}) - (E_b^{(0)} + E_b^{(pol)})]$ is the transition frequency. Coupling to the heat bath is reflected in the correlation function $\mathcal{R}_{ab}(\tau) = \text{tr}_B (\rho_B \exp[\sigma_{ab}(0)] \exp[\sigma_{ab}(\tau)])$. If the bath is associated with the harmonic oscillations, then $\sigma_{ab}(\tau) = \sum_\lambda g_{ab}^{(\lambda)} [b_\lambda^\dagger e^{-i\omega_\lambda \tau} - b_\lambda e^{i\omega_\lambda \tau}]$ and, thus

$$\mathcal{R}_{ab}(\tau) = e^{-G_{ab}(\tau)} \quad (16)$$

where quantity

$$G_{ab}(\tau) = \frac{1}{2\pi} \int_0^\infty d\omega \frac{J_{ab}(\omega)}{\hbar^2 \omega^2} \left[\coth \frac{\hbar\omega}{k_B T} (1 - \cos \omega\tau) + i \sin \omega\tau \right] \quad (17)$$

is of basic importance for any calculations done on the spin-boson model [29,32,46,47,48,49,50]. In Eq. (17),

$$J_{ab}(\omega) = 2\pi \sum_\lambda (g_{ab}^{(\lambda)} \hbar \omega_\lambda)^2 \delta(\omega - \omega_\lambda) \quad (18)$$

is the spectral function that includes an information on both the vibrational structure of macromolecule and the characteristics of coupling to the bath vibrational modes.

Form (17) is quite suitable for estimation of rate constants in the case of a strong coupling to the bath. This work, however, is focused on the transition processes where a weak coupling is realized between the molecular states and the phonons. Therefore, it is more convenient to submit the correlation function in the form

$$\mathcal{R}_{ab}(\tau) = e^{-D_{ab}} Q_{ab}(\tau) \quad (19)$$

where quantity $D_{ab} = \sum_{\lambda} (g_{ab}^{(\lambda)})^2 (2n(\omega_{\lambda}) + 1)$ specifies the Debye-Waller factor while function

$$Q_{ab}(\tau) = \int_{-\infty}^{\infty} d\omega e^{i\omega\tau} \prod_{\lambda} \sum_{p_{\lambda}=-\infty}^{\infty} I_{|p_{\lambda}|}(z_{\lambda}) \left(\frac{n(\omega_{\lambda})}{n(\omega_{\lambda}) + 1} \right)^{p_{\lambda}/2} \delta[\omega - \sum_{\lambda} p_{\lambda}\omega_{\lambda}] \quad (20)$$

fixes the time dependence of the correlation function. In (20), $I_p(z)$ is the modified Bessel function, and $n(\omega) = [\exp(\hbar\omega/k_B T) - 1]^{-1}$ is the Bose distribution function. Coupling to the phonons is concentrated in the parameter $z_{\lambda} \equiv 2(g_{ab}^{(\lambda)})^2 \sqrt{n(\omega_{\lambda})[n(\omega_{\lambda}) + 1]}$, while index p_{λ} indicates the number of phonons of the λ th mode that accompany the transition. The minimal number of phonons is equal to 1, so that $\sum_{\lambda} p_{\lambda} \geq 1$.

Supposing the small nuclear displacement along the λ th normal coordinate, we consider a behavior of the correlation function at $z_{\lambda} \ll 1$. This allows one to employ the asymptotic form $I_{|p_{\lambda}|}(z_{\lambda}) \approx (z_{\lambda}/2)^{|p_{\lambda}|}/|p_{\lambda}|!$, which indicates that the main contribution to transitions comes from the single-phonon processes. Therefore, by setting $I_0(z \ll 1) \approx 1$ and $I_1(z \ll 1) \approx (z/2)$, one can see that

the form (20) reduces to

$$Q_{ab}(\tau) = \sum_{\lambda} (g_{ab}^{(\lambda)})^2 R_{\lambda}(\tau), \quad (21)$$

where $R_{\lambda}(\tau) = n(\omega_{\lambda}) \exp(i\omega_{\lambda}\tau) + [n(\omega_{\lambda}) + 1] \exp(-i\omega_{\lambda}\tau)$ is the single-phonon factor. Bearing in mind that, at weak nuclear displacements, the role of the Debye-Waller factor is not important ($\exp(-D_{ab}) \approx 1$), one can further specify the stochastic equation (14) setting $\mathcal{R}_{ab}(t-t') \approx Q_{ab}(t-t')$.

3.2 Kinetic equation for the averaged occupancies

To derive the equations for the observable occupancies $P_a(t)$, one has to average the stochastic equation (14). Here, we consider only the case of fast variations for each random energy difference $\Delta E_a(\tau) - \Delta E_b(\tau)$, when the characteristic times of the stochastic and the transition processes (τ_{stoch} and τ_{tr} , respectively) obey the inequality $\tau_{stoch} \ll \tau_{tr}$. This inequality allows us to use a decoupling procedure $\langle\langle \mathcal{F}_{ab}(t, t') \mathcal{P}_a(t') \rangle\rangle = \langle\langle \mathcal{F}_{ab}(t, t') \rangle\rangle P_a(t')$. Moreover, a non-Markovian character of the transition process becomes not important. Actually, let us set $t = t' + \tau$ and rewrite $P_a(t')$ as $P_a(t - \tau) = \exp(-\tau \frac{d}{dt}) P_a(t)$. On the time scale $\Delta t \sim \tau_{stoch}$ the factor $\exp(-\tau \frac{d}{dt})$ can be estimated as $\exp(-\tau_{stoch}/\tau_{tr}) \approx 1$ and thus $P_a(t') \approx P_a(t)$. This is also supported by the conclusion that in the Born approximation over the V [51], the delay processes do not introduce any noticeable contribution to the transition kinetics [52].

The estimation of the averages like $\langle\langle \mathcal{F}_{ab}(t, t - \tau) \rangle\rangle = F_{ab}(\tau)$ is given in numerous papers (see, e.g. refs. [31,32,33,36,53]). The results indicate that independently of a specific form of quantities $F_{ab}(\tau)$, all of them decay with their own characteristic times, τ_{stoch} . Taking this fact into account and using the

condition $\tau_{stoch} \ll \tau_{tr}$, one can shift the upper limit in the integral of non-Marcovian stochastic equation (14) from t up to infinity. Thus, providing the averaging over the fast random realizations, we transform this equation into a balance like kinetic equation,

$$\dot{P}_a(t) = - \sum_b \left[K_{ab} P_a(t) - K_{ba} P_b(t) \right] \quad (22)$$

with the averaged transition rate constants

$$K_{ab} = \frac{2|V_{ab}|^2}{\hbar^2} \text{Re} \sum_{\lambda} |g_{ab}^{\lambda}|^2 \int_0^{\infty} d\tau e^{i\Omega_{ab}\tau} R_{\lambda}(\tau) F_{ab}(\tau). \quad (23)$$

To derive an analytic form for the rate constant, one has to calculate function $F_{ab}(\tau)$. To this end, let us consider the Kubo-Anderson random process [54,55]. During such process, the jumps from one value to other happen at random time and independently from one another with the average frequency ν . In our case, a stochastic alternation is associated with energy differences $\Delta E_a(\tau) - \Delta E_b(\tau) = \hbar\alpha_{ab}(\tau)$. We limit ourselves by the case when fluctuations of the $\alpha_{ab}(\tau)$ are independent of the precise molecular states a and b . This situation is adequate for transitions in two-level systems and in flexible molecular chains containing identical structure groups. If $\alpha_{ab}(\tau) = \alpha(\tau)$, then $F_{ab}(\tau) = F(\tau) = \langle\langle X(\tau) \rangle\rangle$ where $X(\tau) = \exp [i \int_0^{\tau} d\tau' \alpha(\tau')]$ is the stochastic functional. Below, two examples of Kubo-Anderson process are given.

Dichotomous process (DP). During the DP a random quantity fluctuates between two equiprobable values $+\sigma_D$ and $-\sigma_D$ with a mean frequency ν_D so that $\alpha_{ab}(t) = \alpha_{DP}(t) = \pm\sigma_D$. Bearing in mind the exact properties of the DP, so as $\alpha_{DP}^2(t) = \sigma_D^2$, $\langle\langle \alpha_{DP}(t) \rangle\rangle = 0$, and $\langle\langle \alpha_{DP}(t) \alpha_{DP}(0) \rangle\rangle = \sigma_D^2 \exp(-\nu_D |t|)$, and using the Shapiro-Loginov theorem [36] in the form of relation $d\langle\langle \alpha_{DP}(\tau) X(\tau) \rangle\rangle / d\tau = i\nu_D d\langle\langle X(\tau) \rangle\rangle / d\tau + i\sigma_D^2 \langle\langle X(\tau) \rangle\rangle$, one obtains the following *exact* equation (see

also refs. [31,33,34,35])

$$\ddot{F}(\tau) + \nu_D \dot{F}(\tau) + \sigma_D^2 F(\tau) = 0. \quad (24)$$

This equation is similar to the one for a harmonic oscillator with frequency σ_D and damping parameter ν_D . Respective solution reads

$$F(\tau) = (k_1 e^{-k_2 \tau} - k_2 e^{-k_1 \tau}) / (k_1 - k_2). \quad (25)$$

The quantities

$$k_{1,2} = \nu_D / 2 \pm \sqrt{(\nu_D / 2)^2 - \sigma_D^2} \quad (26)$$

determine the above noted characteristic stochastic times $\tau_{stoch}^{(1,2)} = (\text{Re } k_{1,2})^{-1}$. At high fluctuation frequency, owing to condition $\nu_D^2 \gg 4\sigma_D^2$ the rate k_1 strongly exceeds the rate k_2 . Therefore, at the time scale $\Delta t \gg \tau_{stoch}^{(1)}$, the characteristic function appears as $F(\tau) \approx \exp(-\gamma_D \tau)$, where

$$\gamma_D = \sigma_D^2 / \nu_D \quad (27)$$

exhibits itself as the only damping parameter specifying the characteristic stochastic time $\tau_{stoch} = \gamma_D^{-1}$. An approximation of random energy variations by the DP is well justified for a two-level system.

Trichotomous process (TP). The random energy difference $\Delta E_a(t) - \Delta E_b(t) = \hbar \alpha_{ab}(t)$ exhibits itself in the peculiar form of Kangaroo process [36,53] where the $\alpha_{ab}(t)$ fluctuates between the three equiprobable values, $\alpha_{ab}(t) = \alpha_{TP}(t) = 0, \pm \sigma_T$ and $\langle \langle \alpha_{TP}(t) \rangle \rangle = 0$. At the TP, the fluctuation frequency ν_T is assumed to be independent of the values of the amplitudes and, thus, the TP represents a member of the Kubo-Anderson processes. In this case, the Shapiro-Loginov theorem for the rules of differentiation of the k th order correlations reads $d \langle \langle \alpha_{TP}^k(t) X(t) \rangle \rangle / dt = -\nu_T \langle \langle \alpha_{TP}^k(t) X(t) \rangle \rangle + \nu_T \langle \langle \alpha_{TP}^k(t) \rangle \rangle \langle \langle X(t) \rangle \rangle + \langle \langle \alpha_{TP}^k(t) \dot{X}(t) \rangle \rangle$.

Using this theorem and bearing in mind the exact properties of the TP so as $\langle\langle\alpha_{TP}(t)\alpha_{TP}(0)\rangle\rangle = (2\sigma_T^2/3)\exp(-\nu_T|t|)$ and $\alpha_{TP}^3(t) = \sigma_T^2\alpha_{TP}(t)$, for the characteristic function $F(\tau)$ one obtains the following *exact* equation

$$\ddot{F}(\tau) + 2\nu_T\dot{F}(\tau) + (\nu_T^2 + \sigma_T^2)\dot{F}(\tau) + (2\nu_T\sigma_T^2/3)F(\tau) = 0. \quad (28)$$

This equation indicates the presence of three characteristic stochastic times. But, if the condition $(\nu_T^2 + \sigma_T^2)^{3/2} \gg \nu_T\sigma_T^2$ is valid, then on the time scale $\Delta t \gg (\nu_T^2 + \sigma_T^2)^{-1/2}$ the characteristic function manifests itself as a single exponential drop so that $F(\tau) \approx \exp(-\gamma_T\tau)$. The decay parameter

$$\gamma_T = \tilde{\sigma}_T^2/\tilde{\nu}_T \quad (29)$$

determines the characteristic stochastic time $\tau_{stoch} = \gamma_T^{-1}$ which now depends on the renormalized stochastic frequency $\tilde{\nu}_T = \nu_T/2 + \sigma_T^2/2\nu_T$ and the renormalized stochastic amplitude $\tilde{\sigma}_T = \sigma_T/\sqrt{3}$.

4 Temperature-independence of rate constants

Above examples show that the characteristic function $F(\tau)$ exhibits an exponential drop with the stochastic characteristic times $\tau_{stoch}^{(j)}$, ($j = 1, 2, \dots$). The number and the form of the characteristic times are dictated by a precise stochastic process. [At a large difference between the amplitude and the frequency of the discrete process (DP or TP), the main drop is governed by the only decay parameters (27) or (29).] Substituting the characteristic function $F(\tau)$ in Eq. (23) and calculating the respective integral, one can achieve an analytic expression for the averaged transition rate constant.

In the case of DP, the use of the exact expressions (25)-(27) reduces the

averaged rate constant to (note $\gamma \equiv \gamma_D$, $\nu \equiv \nu_D$)

$$K_{ab} = \frac{2\pi}{\hbar^2} \sum_{\lambda} |\chi_{ab}^{(\lambda)}|^2 \{ [n(\omega_{\lambda}) + 1] L(\gamma, \nu; \Omega_{ab} - \omega_{\lambda}) + n(\omega_{\lambda}) L(\gamma, \nu; \Omega_{ab} + \omega_{\lambda}) \}. \quad (30)$$

Here, the quantity $\chi_{ab}^{(\lambda)} = V_{ab} g_{ab}^{(\lambda)}$ appears as the phonon assisting inter-state coupling. In what follows, we rewrite the expression (30) in the form

$$K_{ab} = \frac{1}{\hbar^2} |V_{ab}|^2 \int_0^{\infty} d\omega \frac{J_{ab}(\omega)}{\hbar^2 \omega^2} \{ [n(\omega) + 1] L(\gamma, \nu; \Omega_{ab} - \omega) + n(\omega) L(\gamma, \nu; \Omega_{ab} + \omega) \} \quad (31)$$

where the coupling to a heat bath is reflected in the spectral function (18) whereas the influence of the stochastic field on the $a \rightarrow b$ transition is concentrated in the specific *stochastic field generated* (SFG) Lorentzian

$$L(\gamma, \nu; \Omega) = \frac{1}{\pi} \frac{\gamma}{(\gamma - \Omega^2/\nu)^2 + \Omega^2} \quad (32)$$

It is important to stress that the rate constant (31) includes a stochastic field (via the parameters ν and $\gamma \equiv \sigma^2/\nu$) in a non-perturbation manner. Therefore, it becomes possible to analyze various stochastic regimes of the transition processes in macromolecules depending on the value of the generic field parameters ν and γ .

Before applying the theory to describe the conformational quasi-isoenergetic transitions, let us analyze a situation when $|\Omega_{ab} \pm \omega_{\lambda}| \ll \nu$. Under this condition, the SFG Lorentzian $L(\gamma, \nu; \Omega)$ is reduced to a standard Lorentzian

$$L(\gamma, \Omega) = \frac{1}{\pi} \frac{\gamma}{\gamma^2 + \Omega^2} \quad (33)$$

with $\gamma = \gamma_D$, cf. Eq. (27). It is necessary to note that form (33) is also valid in the case of TP, if only the function $F(\tau)$ demonstrates a single exponential

drop with decay parameter $\gamma = \gamma_T$, cf. Eq. (29). In Lorentzian (33), quantity $2\hbar\gamma$ can be treated as the broadening of the molecular energy levels. If the parameter γ is so small that Lorentzian (33) appears as a narrow peak, one can calculate the rate constant taking a limit $\gamma \rightarrow 0$. This converts the Lorentzian into the Dirac's delta-function $\delta(\Omega)$ thus reducing the rate constant (31) to

$$K_{ab} = |V_{ab}|^2 \frac{J_{ab}(|\Omega_{ab}|)}{\hbar^4 \Omega_{ab}^2} \{ [n(\Omega_{ab}) + 1] \theta(\Omega_{ab}) + n(\Omega_{ba}) \theta(\Omega_{ba}) \}. \quad (34)$$

[In Eq. (34), $\theta(\Omega)$ is the Heaviside unit function.] Note that in the case of DP, the form (34) is realized only in the limit of high frequency stochastic field (when both inequalities, $\nu_D \gg \sigma_D$ and $\nu_D \gg |\Omega_{ab} \pm \omega_\lambda|$, are satisfied for each bath mode λ). In the case of TP, the same expression works under the condition $(\nu_T + \sigma_T^2/\nu_T) \gg |\Omega_{ab} \pm \omega_\lambda|$, i.e. in the two opposite limits of either high frequency stochastic field ($\nu_T \gg \sigma_T$, the adiabatic regime) or low frequency stochastic field ($\nu_T \ll \sigma_T$, the quasi-static regime). For exoergic transitions, when $\Omega_{ab} > 0$ and $\exp(\hbar\Omega_{ab}/k_B T) \gg 1$, the rate constant (34) is independent of temperature attaining the optical limit $K_{ab}^{(opt)} = (|V_{ab}|^2/\hbar^4 \Omega_{ab}^2) J_{ab}(\Omega_{ab})$. Conversely, in the endoergic case when $\Omega_{ab} < 0$ and $\exp(-\hbar|\Omega_{ab}|/k_B T) \ll 1$, the rate constant appears as $K_{ab}^{(act)} = K_{ab}^{(opt)} \exp(-E_{ab}^{(act)}/k_B T)$, thus demonstrating the Arrhenius like law with $E_{ab}^{(act)} = \hbar|\Omega_{ab}|$ being the activation energy.

Now let us consider the formation of the rate constant at the quasi-isoenergetic transitions ($\Omega_{ab} \approx 0$). To this end, one has to analyze the action of the moderately high frequency stochastic field. For such field, the condition $\gamma \gg |\Omega_{ab} \pm \omega_\lambda|$ is satisfied, and thus, the SFG Lorentzian (32) is transformed into

$$L(\gamma, \Omega \approx 0) = \frac{1}{\pi\gamma}. \quad (35)$$

Note a fundamental fact that at the quasi-isoenergetic transitions, forms (33)

and (35) are valid not only for the condition $\nu_D^2 \gg \Omega^2$ but for the condition $\sigma_D^2 \gg \Omega^2$ as well. This means that during the DP, the expression (35) can be used to describe the quasi-isoenergetic transitions at any relation between the amplitude and the frequency of the moderately high frequency stochastic field. Similar statement is true for the TP.

The room temperatures correspond to the energies of the order 0.025 eV, identical to $6 \cdot 10^{12} \text{s}^{-1}$ or 200 cm^{-1} . Therefore, if the transitions are accompanied by the vibrations of the order 60 cm^{-1} and lower, one can set $n(\omega_\lambda) \simeq k_B T / \hbar \omega_\lambda$. This reduces the averaged rate constant (31) to the form

$$K_{ab} = \frac{2|V_{ab}|^2 k_B T}{\pi \hbar^2 \gamma} \int_0^\infty d\omega \frac{J_{ab}(\omega)}{\hbar^3 \omega^3}. \quad (36)$$

The physical origin of the stochastic parameter γ is dictated by the random shifts of the molecular energy levels. We propose a phenomenological model where for the DP, the mean positive and the mean negative amplitudes ($+\sigma_D/2$ and $-\sigma_D/2$, respectively) are determined by the relation $[(2\pi\hbar\sigma_D)/2]^2 = \overline{\delta E^2}$ with $\overline{\delta E^2}$ being the average of the square of energy fluctuations. In line with the general theory of thermodynamic fluctuations in canonic ensembles, this average is calculated as $\overline{\delta E^2} = k_B T^2 (\partial \overline{E} / \partial T)$ [56] where \overline{E} is the mean energy. It is possible to show that in thermodynamic equilibrium, the average linear frequency of the fluctuations is associated with the average energy \overline{E} so that $\nu_D = \overline{E} / 2\pi\hbar$ [15]. Thus, a stochastic parameter can be estimated with the relation $\gamma_D = (2k_B T^2 / \pi\hbar) (\partial \ln \overline{E} / \partial T)$. In the classical limit under consideration, the mean energy per a separate degree of freedom is equal *exactly* to thermal energy $k_B T$. Therefore, independently of the precise molecular system, the mean energy \overline{E} is proportional to the bath temperature. It yields $\gamma_D = 2k_B T / \pi\hbar$. If TP is formed as the sum of the two DP, then $\nu_T = 2\nu_D$,

$\sigma_T = \sigma_D$ and thus $\gamma_T = (4/3)[\sigma_D^2 \nu_D / (4\nu_D^2 + \sigma_D^2)] = k_B T / 3\pi\hbar$. In summary, the fast equilibrium thermodynamic fluctuations form the stochastic decay parameter $\gamma = \tau_{stoch}^{-1}$ that obeys a linear dependence on temperature (in the classical limit). Thus, one can generally set $\gamma = \zeta (2k_B T / \pi\hbar)$ where factor ζ is determined by the type of stochastic process. [In the above examples, one derives $\zeta = 1$ and $\zeta = 1/6$ for the DP and the TP, respectively.] Consequently,

$$K_{ab} = \frac{2\pi}{\hbar} |V_{ab}|^2 \Lambda_{ab}. \quad (37)$$

In Eq. (37), $\Lambda_{ab} = (2\pi\zeta)^{-1} \int_0^\infty d\omega (J_{ab}(\omega) / \hbar^3 \omega^3)$ is the temperature-independent factor.

To demonstrate how the temperature dependence of the averaged rate constant (31) is canceled, we specify the form of a spectral function using the Song-Marcus's model [57,58]. For such model, $J_{ab}(\omega) = 2\pi\hbar\omega E_{ab}^{(reorg)} \delta(\omega - \omega_0)$ where ω_0 is the characteristic frequency of the bath phonon and $E_{ab}^{(reorg)} = (g_{ab}^{(0)})^2 \hbar\omega_0$ is the reorganization energy of the $a \rightarrow b$ transition with participation of the only vibrational mode. The substitution $J_{ab}(\omega)$ in Eq. (31) reduces rate constant to the following reading form

$$K_{ab} = K_{ab}^{(0)} (\eta_- + \eta_+). \quad (38)$$

Here, $K_{ab}^{(0)} \equiv (2\pi|V_{ab}|^2 / \hbar^3 \omega_0^2) E_{ab}^{(reorg)}$ is the temperature-independent part of the rate whereas

$$\eta_- = \omega_0 (1 + n(\omega_0)) L(\gamma, \nu; \Omega_{ab} - \omega_0) \quad (39)$$

and

$$\eta_+ = \omega_0 n(\omega_0) L(\gamma, \nu; \Omega_{ab} + \omega_0) \quad (40)$$

are the temperature-determining factors.

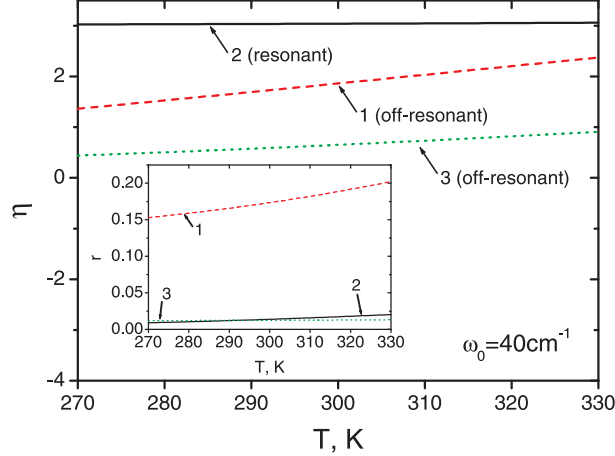


Fig. 1. Temperature behavior of the averaged transition rate constant (38) at dichotomous action of stochastic field. The physiologically important temperature region is presented. Curves 1 and 3 correspond to the off-resonant transition frequencies $\Omega_{ab} = 10 \text{ cm}^{-1}$ and $\Omega_{ab} = 80 \text{ cm}^{-1}$, respectively. Curve 2 manifests the cancellation of the temperature dependence at a resonant regime of transition at which transition frequency $\Omega_{ab} = 40 \text{ cm}^{-1}$ coincides with phonon frequency ω_0 . The insertion shows the ratio $r = \eta_+/\eta_-$ of the “off-resonant” and the “resonant” terms in the transition rate. The estimation of the factor $\eta \equiv K_{ab}/K_{ab}^{(0)} = \eta_- + \eta_+$ is based on Eqs. (32), (39) and (40) at $\gamma = 2k_B T/\pi\hbar$ and $\nu = k_B T/2\pi\hbar$.

In Fig. 1, the temperature dependence of the transition rate constant is presented. When the transition frequency Ω_{ab} is far from the phonon frequency ω_0 (“off-resonant” regime of transition) the factors η_- and η_+ are proportional to temperature (1 and 3 curves). The situation is changed significantly at the quasi-isoenergetic (“resonant”) regime of transition when $\Omega_{ab} \simeq \omega_0$. In this case, the main contribution to the rate constant is determined by the factor η_- which now noticeably exceeds the nonresonant factor η_+ (cf. insertion to Fig. 1). But, at the quasi-isoenergetic transition, due to the linear temperature rise of the stochastic parameter γ the factor η_- demonstrates a practically temperature-independent behavior (compare curve 2 with curves 1 and 3). In

fact, one can talk about a temperature independent character of the transition process.

5 Experimental support

Eq. (37) and Fig. 1 present an important result, namely, that fast thermodynamic fluctuations are able to cancel the temperature dependence of rate constants characterizing the quasi-isoenergetic transitions in the macromolecular systems. In this section, we discuss the supporting experimental findings related to transfer processes in biological structures. In the beginning of the Section 2, we have already noted the results concerning the observation of energy fluctuations in biomacromolecules. Here, we note an important finding that the fluorescence of the flavin cofactor indicates “all-or-none” enzymatic turnovers of the flavin reductase [38,39] while energy fluctuations in the pigment-protein complexes of the light-harvesting antenna from photosynthetic bacteria exhibit the dichotomous behavior [40,41]. It is quite possible to extrapolate these findings to other protein containing complexes. Thus, the kinetic equations (22) and respective rate constants (31) derived by taking into account the averaging over the discrete energy fluctuations in a macromolecule, can be applied to explain the following experimental results.

Example 1-Temperature independence of desensitization onset of P2X₃ receptors. The P2X₃ receptors belong to the family of ionotropic receptors widely evolved in the peripheral nervous system. These receptors are highly specific membrane proteins which link the binding of ATP molecules and their analogues to the opening and closing of the gate of a selective transmembrane ion pore [59]. The experimental data for the P2X₃ receptors were obtained at

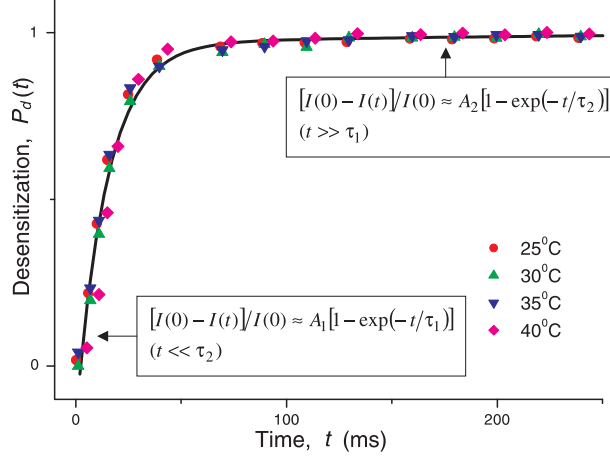


Fig. 2. Temperature independence of the desensitization onset of P2X₃ receptors measured at physiological temperatures 25-40°C (selected from [19]) and its fit by Eq. (41).

physiologically important temperatures of 25, 30, 35, and 40°C [19]. [In Fig 2, these data are reproduced with different symbols.] We have shown that the ATP-activated currents $I(t)/I(0)$ measured at different temperatures, manifest an identical two-stage decrease. To our knowledge, this is the first quantitative observation of a temperature-independent gating in biological membranes. Evolution of the current is well described by the theoretical curve reflecting the double-exponential transition kinetics,

$$P_d(t) = 1 - A_1 e^{-t/\tau_1} - A_2 e^{-t/\tau_2}, \quad (41)$$

with $P_d(t) = 1 - I(t)/I(0)$ being the desensitization probability of the channels. In Eq. (41), $A_1 \simeq 0.968$ and $A_2 \simeq 0.032$ are the pre-exponential weights whereas $\tau_1 \simeq 14.7\text{ms}$ and $\tau_2 \simeq 231\text{ms}$ are the temperature-independent characteristic times of the desensitization.

Despite that primary, secondary and tertiary molecular structure of P2X₃ receptors is well-resolved [59], the particular molecular content of the receptor's gate(s) is yet unknown. But, it is possible to deduct that because of the

hydrogen and non-covalent (ionic) bond vibrations occur with characteristic frequencies 0.2-20 THz [60,61], the fast local fluctuations of channel structures can not directly lead to the slow open-closed transitions accompanied by extended flexible changes. However, these local fluctuations can create the stochastic fields varying the position of energy levels.

We interpret the above experimental result in the framework of a model where the formation of an ion current appears as the sum of two partial currents. Let i_j be the current through a separate open channel of the $j(= 1, 2)$ th type. If N_j is the number of respective ion channels, then a partial current reads as $I_j(t) = N_j i_j P_o^{(j)}(t)$ where $P_o^{(j)}(t)$ is the probability for the channel to be in an open state "o". Desensitization of each channel occurs independently reflecting the process of conformational transition from the open (conductive) state into the closed (nonconductive) state so that $P_o^{(j)}(t) = \exp(-t/\tau_j)$. Introducing the quantities $I(0) \equiv \sum_{j=1,2} N_j i_j$ and $A_1 = \xi/(1 + \xi)$ and $A_2 = 1/(1 + \xi)$ where $\xi \equiv N_1 i_1 / N_2 i_2$, one expresses an ion current in the form $I(t) = I(0) P_o(t)$ where $P_o(t) = \sum_{j=1,2} A_j P_o^{(j)}(t)$ is the apparent (statistically averaged) probability of an ion channel to be in an open state. Bearing in mind that $P_d(t) = 1 - P_o(t)$, one arrives at the Eq. (41) (see also [62]). The physical explanation of the temperature independency of the desensitization process can be given based on the above proposed model of quasi-isoenergetic transitions in flexible molecules. Denoting via $a = jo\alpha$ and $b = jd\beta$ the conformational isoenergetic substates participating in the open-close transition, we introduce the integral occupancies of states o and d as $P_o^{(j)}(t) = \sum_{\alpha=1}^{\mu_{jo}} P_{jo\alpha}(t)$ and $P_d^{(j)}(t) = \sum_{\beta=1}^{\mu_{jd}} P_{jd\beta}(t) = 1 - P_o^{(j)}(t)$ where μ_{jo} and μ_{jd} are the numbers of the respective degenerated substates for the j th type of channel. Eq. (22)

now reads

$$\dot{P}_o^{(j)}(t) = -[K_{o \rightarrow d}^{(j)} P_o^{(j)}(t) - K_{d \rightarrow o}^{(j)} P_d^{(j)}(t)] \quad (42)$$

where

$$K_{o \rightarrow d}^{(j)} = \frac{1}{\mu_{jo}} K_j \quad (43)$$

is the forward rate constant and (cf. Eq. (37))

$$K_j \equiv \frac{2\pi}{\hbar} |V_{od}|^2 \sum_{\alpha=1}^{\mu_{jo}} \sum_{\beta=1}^{\mu_{jd}} \Lambda_{j\alpha j\beta} . \quad (44)$$

[The backward rate constant is given by expression $K_{d \rightarrow o}^{(j)} = K_j / \mu_{jd}$.]

Since the disorder characteristic for desensitization increases the degeneracy of the molecular state, then $\mu_{jd} \gg \mu_{jo}$. This reduces the kinetics of quasi-isoenergetic transitions to the nonrecurrent single-exponential kinetics with the characteristic time $\tau_j \simeq (K_{o \rightarrow d}^{(j)})^{-1}$ for the j th type of channel. Thus, physically, the receptor desensitization appears as a temperature-independent open \rightarrow close transition process between the degenerated quasi-isoenergetic molecular conformations of an ion channel.

Example 2.-Temperature-independent degradation of an endogenous PER2.

Very recently, a direct observation of temperature-independent conformational transformations in proteins has been provided in living clock cells [20]. It is known that a circadian periodicity in different organisms ranging from bacteria to mammals remains robust over a wide range of temperatures (see e.g. [63]). One explanation of this characteristic may be that it is due to the temperature insensitivity of the degradation of PER2 protein which is the key period-determining protein in the mammalian circadian clock cascade. It has been shown that the phosphorylated PER2 degrades with a particular rate which was extremely sensitive to chemical perturbation, however, was remark-

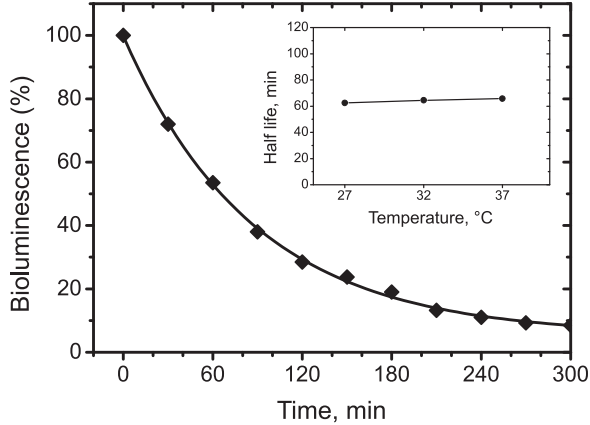


Fig. 3. The temperature independence of the degradation of PER2 protein in mouse embryonic fibroblasts (reproduced from Figs. 2D and 2E of ref. [20]). The degradation is monitored as a decay of luminescence (in percentages) of the PER2-luciferase complex. The diamonds indicate the data at 37°C and the line represents an exponential curve. The insertion depicts the averaged life times calculated from the approximated curves at 27, 32 and 37°C.

ably unaffected by physical perturbation such as temperature shifts [20]. *In vivo*, the degradation of an endogenous PER2 is regulated by casein kinase I $_{\epsilon}$ -dependent phosphorylation. During the phosphorylation, the ATP molecule is hydrolyzed thus donating inorganic phosphate oxygen groups to the chemical structure of PER2. These groups, being negatively charged, can generate high frequency hydrogen bond fluctuations which, in turn, will affect the protein degradation related to slow conformation motions. Therefore, as in the previous case of P2X₃ receptors, the model of the stochastic regulation of the transition rate is also applicable.

Experimentally, the PER2 degradation can be monitored by a decay of the bioluminescence (cf. Fig. 3) and appears as a single exponential drop of the amplitude of bioluminescence signal, $A(t) = \exp(-k_{deg}t)$ where $k_{deg} \approx 1.7 \cdot 10^{-3} \text{s}^{-1}$ is the slow degradation rate constant. As one can see, the half-times of the de-

cay curves has negligible temperature dependence (see the insertion to Fig.3) and may be considered temperature-insensitive. The physical mechanism of such temperature independency in physiologically important temperature region, can be also associated with the equilibrium thermodynamic fluctuations and a pronounced disorder in the protein structure. This reduces the kinetics of the quasi-isoenergetic transitions to the nonrecurrent kinetics with the temperature-independent rate constant k_{deg} similar to that is given by Eq. (43).

6 Conclusions

In this communication, a stochastic master equation (10) for the diagonal part of the density matrix $\rho_d(t)$ of an open quantum system is derived under the assumption that state energies $E_a(t)$ are affected by random time-dependent fields. Special attention is given to derivation of kinetic equations for the averaged state occupancies of a macromolecule, Eqs. (14) and (22), and respective averaged rate constants, Eq. (23). The derivation is based on the model that incorporates two different types of motion in macromolecular system. The first type of motion is associated with a heat bath. The energy of the phonons belonging to a heat bath, covers the energy difference between the molecular states involved in the transition. Therefore, the bath phonons directly participate in the transition. The second one is characterized by the high frequency vibrations. The energy of the respective phonons strongly exceeds the transition energy, so that the high frequency vibrations do not directly participate in the transition. At the same time, the high frequency vibrations can create stochastic fields varying the energy of molecular states. The details

of the *exact* averaged procedure are demonstrated for two types of Kubo-Anderson stochastic processes, the dichotomous and the trichotomous ones. We found the characteristic times $\tau_{stoch}^{(j)}$ of the drop of the averaged stochastic functional $F(\tau)$. Additionally, the conditions when the $F(\tau)$ exhibits a single-exponential drop, have been established. Special attention was focused on the analysis of the quasi-isoenergetic transitions. Here, a novel physical mechanism was proposed to explain the formation of the temperature-independent transition processes in molecular systems. In contrast with the well established mechanism describing a quantum phononless site-to-site low temperature particle tunneling or a tunneling at room temperatures that is accompanied by an emission of high frequency phonons (when frequency ω_λ of the separate phonon satisfies the condition $\omega_\lambda \gg k_B T/\hbar$) [9,10]), the mechanism proposed here works in a classic (physiological) region of temperatures and at a weak coupling to the bath phonons. At such conditions, the transition is accompanied by creation or annihilation of a single low frequency phonon of the frequency $\omega_\lambda \ll k_B T/\hbar$. The lack of temperature dependence in rate constant (31) occurs due to the thermodynamical stochastic variation of energy levels participating in the transitions. The frequency of this variation has to be of the order of the characteristic thermal frequency $k_B T/\hbar$. This reduces an averaged rate constant (31) to a more simple form (36) which, in turn, is simplified to the temperature-independent form (37). The two recent experimental observations of temperature-independent transitions in biosystems, are discussed. We show that these results can be explained in the framework of the model where the transitions are performed between the quasi-isoenergetic conformation states of macromolecules in the presence of random thermodynamic fluctuations of respective energy levels. In this case, both degradation and desensitization of proteins are generally accompanied by a pronounced

disorder in the protein structure thus essentially increasing the degeneracy of the quasi-isoenergetic molecular states. The explanation of the experimental results is based on the model where part of molecular motions refer to fluctuations. Note that the presence of the stochastic motions in biological macromolecules is supported by spectroscopic measurements, thus indicating the existence of energy fluctuations of all-or-none type in protein containing complexes [38,39,40,41].

7 Acknowledgments

This paper is dedicated to the P. Hänggi jubilee. One of the authors E.P. thanks Peter Hänggi for the fruitful long-term scientific collaboration shared contributions to quantum kinetics and molecular electronics.

References

- [1] M. Oliveberg, Y-J. Tan, A. R. Fersht, Proc. Natl. Acad. Sci. USA. 92 (1995) 8926.
- [2] M. L. Scalley, D. Baker, Proc. Natl. Acad. Sci. USA. 94 (1997) 10636.
- [3] J. Chahine, R. J. Oliveira, V. B. P. Leite, J. Wang. Proc. Natl. Acad. Sci. USA. 104 (2007) 14646.
- [4] C. Zong, C. J. Wilson, T. Shen, P. Wittung-Stafshede, S. L. Mayo, P.G. Wolynes, Proc. Natl. Acad. Sci. USA. 104 (2007) 3159.
- [5] H. Sabbah, L. Biennier, J. R. Sims, Yu. Georgievskii, S. J. Klippenstein, I. W. M. Smith, Science. 317 (2007) 102.

- [6] S. K. Chamorovsky, A. A. Kononenko, S. M. Remennikov, A. B. Rubin, *Biochim. Biophys. Acta.* 586 (1980) 151.
- [7] A. Warshel, Z.T. Chu, W.W. Parson, *Science.* 246 (1989) 112.
- [8] G. Feher, *Photosynthesis Res.* 55 (1998) 1.
- [9] J. Jortner, *J.Chem. Phys.* 64 (1976) 4860.
- [10] J. Jortner, *Biochim. Biophys. Acta.* 593 (1980) 193.
- [11] R. Marcus, *Annu. Rev. Phys. Chem.* 15 (1964) 155.
- [12] S. K. Chamorovsky, A. A. Kononenko, E. G. Petrov, I. I. Pottosin, A. B. Rubin. *Biochim. Biophys. Acta.*, 848 (1986) 402.
- [13] S. Hammes-Schiffer, *Acc. Chem. Res.* 34 (2001) 273.
- [14] E. G. Petrov, V. I. Teslenko, V. May, *Phys. Rev. E* 68 (2003) 061916.
- [15] A. Fernandez-Ramos, J. A. Miller, S. J. Klippenstein, D. Truhlar, *Chem.Rev.* 106 (2006) 4518.
- [16] X. Ye, D. Ionascu, F. Gruia, A. Yu, A. Benabbas, P.M. Champion, *Proc.Natl. Acad.Sci. USA.* 104 (2007) 14682.
- [17] M.I. Wallace, L. Ying, S. Balasubramanian, D. Klenerman, *Proc.Natl.Acad.Sci. USA.* 98 (2001) 5584.
- [18] S.V. Kuznetsov, Cha-Chi Ren, S.A. Woodson, A. Ansari, *Nucleic Acids Res.* 36 (2008) 1098.
- [19] V. Khmyz, O. Maximyuk, V. Teslenko, A. Verkhatsky, O. Krishtal, *Pflugers Arch.-Eur.J.Physiol.* 456 (2008) 339.
- [20] Ya. Isojima, M. Nakajima, H. Fujishima et al. *Proc. Natl. Acad. Sci. USA.* 106 (2009) 15744.

- [21] R. A. Frisner, Proc. Natl. Acad. Sci. USA. 102 (2005) 6648.
- [22] L. N. Doltsinis, D. Marx, J. Theor. Comp. Chem. 1 (2002) 319.
- [23] S. Datta, Electronic Transport in Mesoscopic Systems, University Press, Cambridge, 1995.
- [24] E. G. Petrov, Chem. Phys. 326 (2006) 151.
- [25] E. G. Petrov, V. May, P. Hänggi, Chem. Phys. 319 (2005) 380.
- [26] M. Karplus, J. Kuriyan, Proc. Natl. Acad. Sci. USA. 102 (2005) 6679.
- [27] H. Van Amerongen, L. Valkunas, R. Van Grondelle, Photosynthetic Excitons, World Scientific, Singapore, 2000.
- [28] E. G. Petrov, Physics of Charge Transfer in Biological Systems, Naukova Dumka, Kiev, 1984 (in Russian).
- [29] V. May, O. Kühn, Charge and Energy Transfer Dynamics in Molecular Systems, 2nd ed., Wiley-VCH, Weinheim, 2004.
- [30] E. G. Petrov, I. A. Goychuk, V. May, Physica A, 233 (1996) 560.
- [31] I. A. Goychuk, E. G. Petrov, V. May, Phys. Rev. E. 56 (1997) 1421.
- [32] I. Goychuk, P. Hänggi, Adv. Phys. 54 (2005) 525.
- [33] E. G. Petrov, V. I. Teslenko, Theor. Math. Phys. 84 (1991) 986.
- [34] E. G. Petrov, V. I. Teslenko, I. A. Goychuk, Phys. Rev. E. 49 (1994) 3894.
- [35] E.G. Petrov, Phys. Rev. E. 57 (1998) 94.
- [36] V.E. Shapiro, M.N. Loginov, Physica A. 91 (1978) 563.
- [37] M.D. Fayer, Annu. Rev. Phys. Chem. 52 (2001) 315.
- [38] H. P. Lu, L. Xun, X. S. Xie, Science. 282 (1998) 1877.

- [39] H. Yang, G. Luo, P. Karnchanaphanurach, T.-M. Louie, I. Rech, S. Cova, L. Xun, X. S. Xie, *Science*. 302 (2003) 262.
- [40] L. Valkunas, J. Janusonis, D. Ruthkauskas, R. van Grondelle, *J. Luminisc.* 127 (2007) 269.
- [41] J. Janusonis, L.V. Valkunas, D. Rutkauskas, R. van Grondelle, *Biophys. J.* 94 (2008) 1348.
- [42] T. Holstein, *Ann. Phys.* 8 (1959) 343.
- [43] M. Wagner, *Unitary Transformations in Solid State Physics*, North-Holland, Amsterdam, 1986.
- [44] S. H. Lin, R. Alden, R. Islampur, H. Ma, A. A. Villaeys, *Density Matrix Method and Femtosecond Processes*, World Sciences, Singapore, 1991.
- [45] I. A. Goychuk, E. G. Petrov, V. May, *Phys. Rev. E*. 52 (1995) 2392.
- [46] E. G. Petrov, V. May, P. Hänggi, *Chem. Phys.* 296 (2004) 251.
- [47] A. O. Caldeira, A. J. Leggett, *Ann. Phys. (New York)* 148 (1983) 374.
- [48] A.J. Leggett, S. Chakravarty, A. Dorsey, M.P.A. Fisher, A. Garg, W. Zwerger, *Rev. Mod. Phys.* 59 (1987) 1.
- [49] M. Grifoni, P. Hänggi, *Phys. Rep.* 304 (1998) 229.
- [50] U. Weiss, *Quantum Dissipative Systems*, 2nd ed., World Scientific, Singapore, 1998.
- [51] The form of interaction V is dictated by a concrete transition process. In our case, operator V refers to the “coated” off-diagonal interaction responsible for the transitions between the molecular states, cf. Eq. (5).
- [52] A.I. Akhiezer, S.V. Peletminskii, *Methods of Statistical Physics*, Pergamon Press, Oxford, 1981.

- [53] A. Brissaud, U. Frish, J. Mat. Phys. 15 (1974) 524.
- [54] R. Kubo, J. Phys. Soc. Japan. 9 (1954) 935.
- [55] P. W. Anderson, J. Phys. Soc. Japan. 9 (1954) 316.
- [56] T.L. Hill, Statistical Mechanics, McGraw-Hill, N.Y., 1956.
- [57] X. Song, R. A. Marcus, J. Chem. Phys. 99 (1993) 7768.
- [58] S. Tanaka, C.-P. Hsu, J. Chem. Phys. 111 (1999) 117.
- [59] B. S. Khakh, Nature Rev. Neurosci. 2 (2001) 165.
- [60] H. J. Bakker, S. Wountersen, H.-K. Nienhuys, Chem. Phys. 258 (2000) 233.
- [61] P. F. Taday, Phil. Trans. R. Soc. Lond. A. 362 (2004) 351.
- [62] Analogous form arises in the one-type channel model with two open channel configurations of different conductivity. In this case, however, the weights A_1 and A_2 are formed before the desensitization starts and these weights remain unchanged during the desensitization. I.e. one has additionally to suppose that the transitions between the two noted channel configurations occur on the time scale which is much larger than the characteristic desensitization times τ_1 and τ_2 .
- [63] S. M. Reppert, D. R. Weaver, Nature. 418 (2002) 935.