

Gauge Field Generation on Large-Scale GPU-Enabled Systems

Frank Winter*

School of Physics and Astronomy, University of Edinburgh, Edinburgh EH9 3JZ, UK

E-mail: frank.winter@ed.ac.uk

Over the past years GPUs have been successfully applied to the task of inverting the fermion matrix in lattice QCD calculations. Even strong scaling to capability-level supercomputers, corresponding to $O(100)$ GPUs or more has been achieved. However strong scaling a whole gauge field generation algorithm to this regime requires significantly more functionality than just having the matrix inverter utilizing the GPUs and has not yet been accomplished. This contribution extends QDP-JIT, the migration of SciDAC QDP++ to GPU-enabled parallel systems, to help to strong scale the whole Hybrid Monte-Carlo to this regime. Initial results are shown for gauge field generation with Chroma simulating pure Wilson fermions on OLCF TitanDev.

The 30th International Symposium on Lattice Field Theory, Lattice 2012

June 24-29, 2012

Cairns, Australia

*Speaker.

1. Introduction

Gauge field generation in lattice QCD is a computationally demanding task typically requiring capability-level supercomputers. The task of inverting the fermion matrix accounts for the vast majority of floating-point operations in such simulations. GPUs have been applied with great success to this task and with suitable algorithms even strong scaling to the capability regime is possible [1–3]. However, gauge field generation algorithms like the Hybrid Monte-Carlo (HMC) require substantially more functionality than just the matrix inversions. They typically require a pseudofermion refresh, momentum updates, force term calculation, projection of fields, reunitarization of SU(3) matrices, a random number generator, exponentiating of SU(3) matrices, and more. When leaving those operations not accelerated huge effects due to Amdahl’s law render the whole algorithm (including the fermion matrix) only weakly scaling to the capability regime.

The Chroma package is a versatile lattice QCD software suite with a broad area of application [4]. This includes the post-Monte Carlo analysis phase as well as gauge field generation. Chroma implements its operations using the high-level data-parallel programming interface QDP++. However QDP++ was not designed for heterogeneous architectures like GPUs-enabled systems.

QDP-JIT is an implementation of the QDP++ API especially designed for GPU-enabled systems and was introduced in earlier work [5] (there, however, operating only a single GPU). QDP++ operations are off-loaded automatically to the accelerators, Just-In-Time (JIT) compilation using NVIDIA NVCC generates the GPU kernels. This work extends QDP-JIT with

- an automated memory management,
- multi-GPU (parallel architecture) support,
- auto-tuning of CUDA kernels
- support for non-linear algebra function like `sum`, `sumMulti`, etc.

This provides a 100% QDP++ implementation for GPU-enabled systems effectively executing all operations in Chroma on the accelerators.

1.1 Why JIT Compilation?

Typically JIT compilers are used in systems executing managed software, dynamically typed languages and in optimization through function specialization. Why would a lattice QCD application need a JIT compiler? In the case where function assembly is done with the host compiler (CPU architecture) using compile-time code transformations, e.g. expression templates (ET) as found in QDP++, and the target architecture (GPU) being different from the host architecture dynamic code generation is required unless the compiler is changed. The rationale is that no cross-compiler (CPU host, GPU target) exists that allowed a C++ API to kernel code. NVIDIA NVCC comes close but provides only a C interface to accelerated code. Neither on the QDP++ side it is desirable to abdicate the use of ETs due to the optimizations they provide like improved cache locality and a reduced number of site loops, nor is it anticipated at this stage to move to a compiler framework.

Outer	× Spin	× Color	× Reality
Scalar	Scalar	Scalar	Real
Lattice	Vector	Vector	Complex
	Matrix	Matrix	
		Seed	

Table 1: QDP++ tensor structure resembles QCD data types. CUDA thread parallelization is implemented on the outer level assigning one lattice site to each thread.

2. Dynamic Code Generation

For the purpose of generating CUDA kernel code QDP-JIT extends the ET implementation found in QDP++ by a pretty printing functionality that writes a C code equivalent in prefix notation of the represented expression to the filesystem. Subsequently a system call launches NVIDIA NVCC which generates position-independent GPU code wrapped into a cubin fat binary. The Linux linking loader is then used to map the code into the current process and finally a call to the function is issued.

NVIDIA NVCC is meant for static compilation and has a significant run-time overhead if used as a JIT compiler. Thus kernel generation at runtime is expensive. In order to avoid redundant compilation shared objects from prior runs are kept on the filesystem and pre-loaded upon program startup.

3. CUDA Thread Parallelization Strategy

GPU thread parallelization is implemented on the QDP++ outer level (see Tab. 1). Each lattice site is assigned to a different CUDA thread. Thus the QDP++ outer level is absent in kernel code. All other levels (primitives and reality) are preserved in kernel code and inherited from QDP++.

On NVIDIA Fermi architecture this approach requires the local volume to be large enough in order to get a good Streaming Multiprocessor (SM) occupancy.

4. Auto-tuning CUDA kernels

In order to improve performance on a per kernel basis QDP-JIT employs an automatic tuning of the kernels. In general CUDA kernel performance depends on: SM occupancy, arithmetic intensity, and memory access pattern. While the latter two at time of kernel launch are fixed SM occupancy can be tuned with a kernel launch parameter: threads per block N_t . QDP-JIT executes each kernel and measures the execution time as a function of N_t and determines the best value and stores it in a database. Fig. 1 shows some examples of kernel execution times as a function of N_t .

5. Memory Management

On-board GPU memory is a limited resource and constrains the way the memory management should function. QDP-JIT implements an automatic memory management which frees the domain

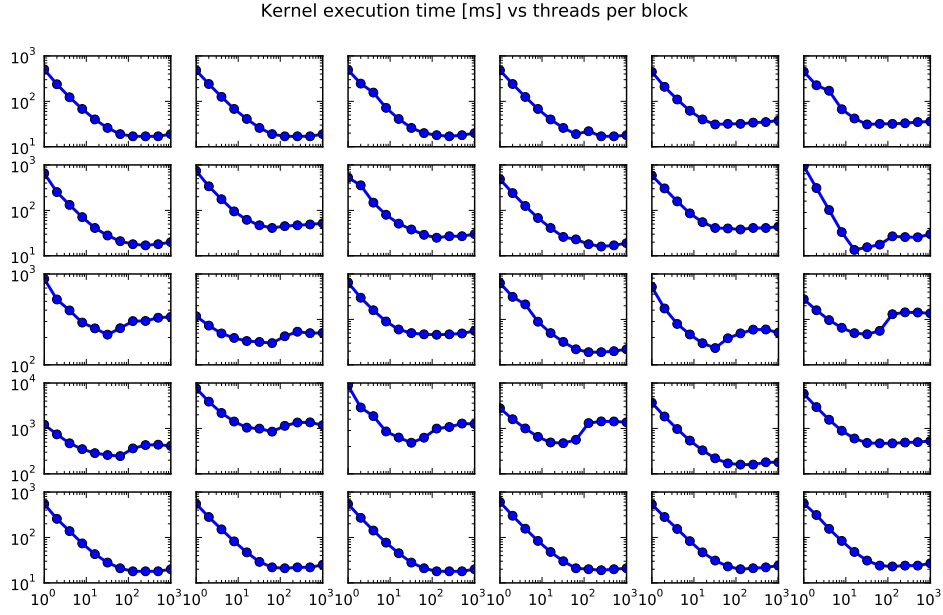


Figure 1: Auto tuning of CUDA kernels. Shown is the execution time as function of N_t for various kernels for a fixed local volume. The performance depends heavily on N_t .

expert from the task of explicitly transferring data between different memory domains (CPU/GPU), and which allows an unlimited number of in-scope lattice objects, and minimizes memory transfers between the host and the accelerator automatically. The memory management implements a cache with a “first use” (GPU or CPU) allocation strategy. Memory is allocated upon first use instead of at object creation time and is only allocated in the memory domain where the object is used. It also implements a dynamic re-allocation of memory to a different memory domain. The cache uses a least recently used spilling algorithm.

Since CUDA memory allocation functions are specified as not being fast QDP-JIT implements its own allocator similar to a small object allocator but with additional cache functionality to ensure true $O(1)$ complexity for fast allocation and to avoid memory fragmentation. In QDP-JIT also small objects (like scalars) take part in dynamic memory management and use a separate allocator operating on a memory pool registered (page-locked) with the NVIDIA driver to ensure asynchronous transfers.

5.1 CUDA Stream API

QDP-JIT uses the CUDA stream API to overlap GPU computation with data transfers and CPU host thread progress. Host-to-device (H2D) and device-to-host (D2H) transfers execute asynchronously with respect to the host thread and (when possible) overlap with GPU kernel execution, see Fig. 2.

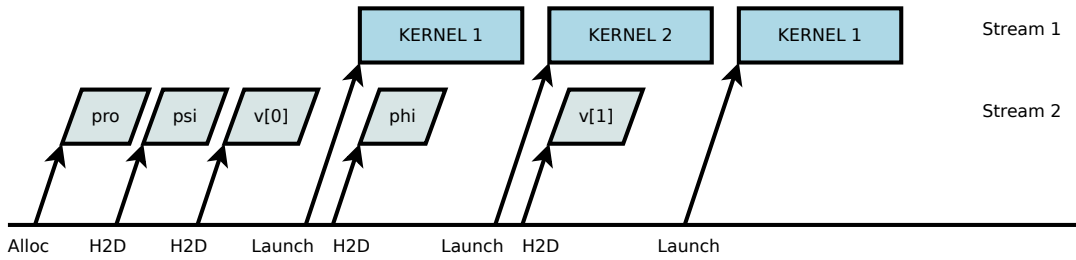


Figure 2: CUDA stream API allows to execute H2D and D2H transfers asynchronously with host thread and kernel execution. In this example `pro`, `psi`, `phi`, `v[0]`, `v[1]` are fields to be copied to the accelerator.

6. Interoperability with QUDA

QDP-JIT was designed to inter-operate with QUDA, a Krylov space solver package for NVIDIA GPUs [1–3]. QUDA’s device memory allocation is redirected to the QDP-JIT memory management. This ensures that both GPU packages (QDP-JIT, QUDA) can be used at the same time in an application like Chroma: All matrix inversions are carried out using QUDA whereas QDP-JIT executes all other operations on the GPU.

7. Demonstration: HMC running on TitanDev

7.1 OLCF Titan

The Oak Ridge Leadership Computing Facility (OLCF) has completed the upgrade of the Jaguar system to the hybrid-architecture Cray XK7 system named Titan. The system comprises AMD 16-core Opteron 6274 processors running at 2.2 GHz. It is accelerated with 18688 Kepler-based K20s GPUs (1 GPU per node) and currently holds the top position of the Top 500 list, a ranking of supercomputers. Earlier in the year 2012 phase I of this upgrade populated 960 of the Jaguar nodes with Cray XK6 nodes with NVIDIA Fermi GPUs. This system was called TitanDev. Due to the availability of this system the QDP-JIT demonstration was run on TitanDev.

7.2 Program Setup

$N_f = 2$ flavors of dynamical Wilson fermions were simulated in single precision on partitions of 16 to 256 Cray XK6 nodes with regular HMC with Hasenbusch preconditioning [6]. The $32^3 \times 96$ lattice configuration to start the HMC was taken from [7]. Multi-timescale integrators were utilized together with a chronological inverter with minimal residual extrapolation [8].

7.3 No JIT on Cray XK6

The Cray Linux Environment on the compute nodes support the `exec` system call which is required for the JIT approach to work. However the NVIDIA NVCC does not run successfully on the Cray XK6 compute nodes due to a missing system call related to creating temporary files. Thus the source code for the CUDA kernels had to be generated on a different system, copied to TitanDev and the kernels had to be built explicitly before runtime of the application. A total of 183

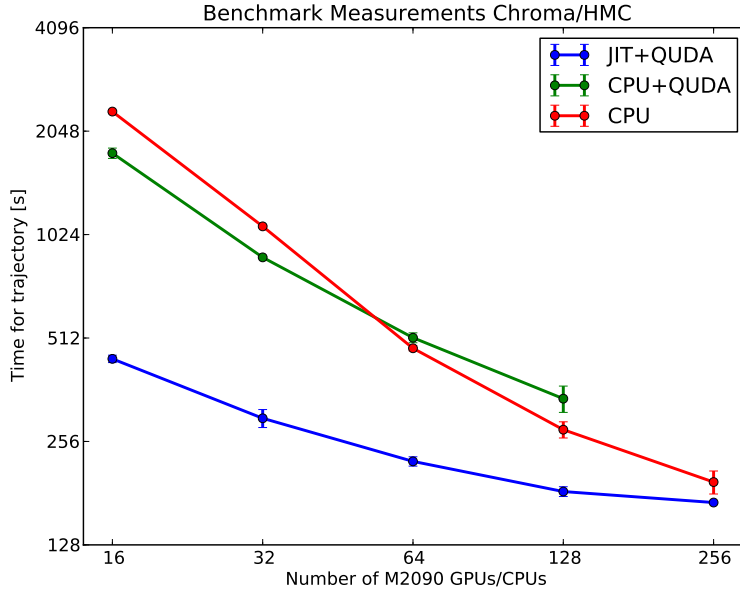


Figure 3: $N_f = 2$ flavors anisotropic Wilson HMC using $32^3 \times 96$ lattice (SP) with Hasenbusch preconditioning

CUDA kernels have been generated in this way. Since the dynamic linking loader is supported on the Cray XK6 compute nodes the CUDA kernels could be successfully loaded at program startup.

7.4 Benchmark Results

Three different setups were benchmarked:

1. CPU only (QDP++:CPU, Matrix inversion:CPU)
2. CPU+QUDA (QDP++:CPU, Matrix inversion:GPU)
3. JIT+QUDA (QDP++:GPU, Matrix inversion:GPU)

The time for trajectory was measured for each setup, Fig. 3 shows the result. For all local volume configurations QDP-JIT together with QUDA outperforms the other configurations where the CPU is somehow involved. The most significant speedup is achieved when the local volume is reasonably large. A small speedup is achieved when running on 256 nodes. However, arguably the global volume is rather small for this number of GPUs and at least some strong scaling effects are expected.

8. Conclusion

QDP-JIT provides a 100% implementation of the QDP++ API for GPU-enabled parallel systems. It frees the domain expert from tedious tasks like explicit memory management and CUDA kernel development. An auto-tuning mechanism ensures always optimal thread grid configuration.

9. Outlook

Adding coalesced memory accesses, interfacing directly with the NVIDIA driver (thus avoiding the call to NVIDIA NVCC) and overlapping communications and computation in expressions involving off-node communications is work in progress.

10. Acknowledgment

Data for Fig. 3 was generated by B. Joo on the TitanDev system at the Oak Ridge Leadership Computing Facility (OLCF), using data generated with INCITE resources at the OLCF. The use of TitanDev at OLCF and GPU nodes from the US National Facility for Lattice Gauge Theory GPU Cluster located at the U.S. Department of Energy Jefferson Lab (for kernel pre-generation) is gratefully acknowledged.

This research was supported by the Research Executive Agency (REA) of the European Union under Grant Agreement number PITN-GA-2009-238353 (ITN STRONGnet).

References

- [1] M. A. Clark, R. Babich, K. Barros, R. C. Brower, C. Rebbi, Solving Lattice QCD systems of equations using mixed precision solvers on GPUs, *Comput. Phys. Commun.* 181 (2010) 1517–1528. arXiv:0911.3191, doi:10.1016/j.cpc.2010.05.002.
- [2] R. Babich, M. A. Clark, B. Joó, Parallelizing the quda library for multi-gpu calculations in lattice quantum chromodynamics, in: *Proceedings of the 2010 ACM/IEEE International Conference for High Performance Computing, Networking, Storage and Analysis, SC '10*, IEEE Computer Society, Washington, DC, USA, 2010, pp. 1–11. arXiv:1011.0024, doi:10.1109/SC.2010.40. URL <http://dx.doi.org/10.1109/SC.2010.40>
- [3] R. Babich, M. Clark, B. Joo, G. Shi, R. Brower, et al., Scaling Lattice QCD beyond 100 GPUs arXiv:1109.2935.
- [4] R. G. Edwards, B. Joó, The Chroma software system for lattice QCD, *Nucl.Phys.Proc.Suppl.* 140 (2005) 832. arXiv:hep-lat/0409003, doi:10.1016/j.nuclphysbps.2004.11.254.
- [5] F. Winter, Accelerating QDP++/Chroma on GPUs, *PoS(Lattice 2011)050* arXiv:1111.5596.
- [6] M. Hasenbusch, Speeding up the hybrid Monte Carlo algorithm for dynamical fermions, *Phys.Lett.* B519 (2001) 177–182. arXiv:hep-lat/0107019, doi:10.1016/S0370-2693(01)01102-9.
- [7] J. M. Bulava, R. G. Edwards, E. Engelson, J. Foley, B. Joo, et al., Excited State Nucleon Spectrum with Two Flavors of Dynamical Fermions, *Phys.Rev.* D79 (2009) 034505. arXiv:0901.0027, doi:10.1103/PhysRevD.79.034505.
- [8] R. Brower, T. Ivanenko, A. Levi, K. Orginos, Chronological inversion method for the Dirac matrix in hybrid Monte Carlo, *Nucl.Phys.* B484 (1997) 353–374. arXiv:hep-lat/9509012, doi:10.1016/S0550-3213(96)00579-2.