

SELF-SIMILAR SOLUTIONS TO THE MEAN CURVATURE FLOW IN THE MINKOWSKI PLANE $\mathbf{R}^{1,1}$

HOESKULDUR P. HALLDORSSON

ABSTRACT. We introduce the mean curvature flow in the Minkowski plane $\mathbf{R}^{1,1}$ and give a classification of all the self-similar solutions to the flow. In addition, we describe three other exact solutions to the flow.

1. INTRODUCTION

Minkowski space $\mathbf{R}^{n,1}$ is the linear space \mathbf{R}^{n+1} endowed with the Minkowski metric

$$\langle \cdot, \cdot \rangle = dx_1^2 + \cdots + dx_n^2 - dx_{n+1}^2.$$

The mean curvature flow (MCF) of immersed hypersurfaces in Minkowski space is defined as follows: Let M^n be an n -dimensional manifold and consider a family of smooth immersions $X_t = X(\cdot, t) : M^n \rightarrow \mathbf{R}^{n,1}$ for $t \in I$. Write $M_t = X_t(M^n)$. The family of hypersurfaces $(M_t)_{t \in I}$ is said to *move by mean curvature* if

$$\frac{\partial X}{\partial t}(p, t) = \mathbf{H}(p, t)$$

for $p \in M^n$ and $t \in I$. Here \mathbf{H} is the mean curvature vector of M_t , which is normal to the surface and satisfies $\langle \mathbf{H}, \mathbf{n} \rangle = -\operatorname{div}_{M_t} \mathbf{n}$ where \mathbf{n} is a unit normal field. This flow has been studied in [1, 5, 6, 7, 8, 9, 13, 14, 15].

A natural question to ask is whether there exist any self-similar solutions to the flow, i.e., hypersurfaces which move under a combination of dilations and isometries of the Minkowski space. The most basic example is the hyperboloid $x_{n+1}^2 = x_1^2 + \cdots + x_n^2 + 2nt$, which is a space-like expanding solution for $t > 0$, and a time-like contracting solution for $t < 0$. There are also examples of space-like hypersurfaces translating with constant speed along the x_{n+1} -axis, both rotationally symmetric in [7, 14], and more general in [5]. Of course, we also have the trivial examples of space-like maximal and time-like minimal surfaces, which are not affected by the flow due to their vanishing mean curvature.

In this paper, we consider the case $n = 1$, the MCF of curves in the Minkowski plane $\mathbf{R}^{1,1}$. Our main result is the following classification of all self-similar solutions to the flow:

Theorem 1.1. *Up to rescalings and isometries of the Minkowski plane, the following list contains all self-similar solutions to the mean curvature flow of space-like curves in the Minkowski plane:*

- *Translation:* Three curves,

$$\cosh x = e^{y-t}, \quad \sinh y = e^{t-x}, \quad x + y = e^{x-y} + t,$$

2010 *Mathematics Subject Classification.* Primary 53C44. Secondary 53B30.

which translate along the y -axis, x -axis and the line $y = x$, respectively. See Figures 2a, 2b.

- *Expansion: Six types of curves, including the expanding hyperbola*

$$y^2 = x^2 + 2t, \quad t > 0.$$

See Figures 3b, 3c.

- *Contraction: One type of curves. See Figure 4b.*
- *Hyperbolic rotation: Three types of curves. See Figure 5b.*
- *Hyperbolic rotation and expansion: Eighteen types of curves, including the exact solutions*

$$x + y = 2t \tan(x - y), \quad x + y = -2t \coth(x - y), \quad t > 0.$$

See Figures 6b, 9b, 9c, 10b, 10c.

- *Hyperbolic rotation and contraction: Seven types of curves, including the exact solution*

$$x + y = -2t \tanh(x - y), \quad t < 0.$$

See Figures 6a, 7b, 8b.

- *Hyperbolic rotation, expansion and translation: Five types of curves. See Figure 11b.*
- *Hyperbolic rotation, contraction and translation: Three types of curves. See Figure 11c.*

Reflecting these curves across the line $y = x$ gives all time-like self-similar solutions, with the direction of t reversed.

The corresponding classification in the Euclidian plane was previously done by the author in [12]. There are a few notable differences between the flows in the two planes. In the Euclidean plane, the flow reduces the length of any simple closed curve, hence it is usually called the curve shortening flow. In the Minkowski plane, however, the flow is not defined for simple closed curves, since the curvature blows up at light-like points. It is only defined for space-like and time-like curves but these can have finite Minkowski-length (without having endpoints). In this paper, we both have examples of space-like curves that decrease in length and that increase in length under the flow, so the flow is neither purely shortening nor lengthening.

Many of the curves in this paper have Minkowski-finite ends where the curvature blows up. Therefore, the maximum principle does not apply to them and we have examples of curves that are initially disjoint but then intersect under the flow. We also have examples of non-uniqueness of the flow, i.e., different solutions starting at the same curve. In comparison, all the curves which arose in the classification in the Euclidean plane have bounded curvature and so do not show this behavior.

For various reasons, the classification problem is simpler in the Euclidean plane than in the Minkowski plane. In each plane, the problem of finding curves which move under a (hyperbolic) rotation and a dilation can be reduced to the study of a two-dimensional system of ODEs, such that each curve corresponds to a trajectory in the phase plane of the system. In the Minkowski plane, when the dilation is an expansion, the system has two saddle points. As a result, there are many different types of trajectories in the phase plane and hence many different types of curves. In the Euclidean plane, however, the system only has a sink and a source (when the dilation is a contraction), which does not result in as many different types of trajectories. Also, in the Minkowski plane, the self-similar solutions consisting of

a hyperbolic rotation and a dilation show very different behavior depending on whether $a^2 < b^2$, $a^2 = b^2$ or $a^2 > b^2$, the constants a and b denoting the initial speeds of the hyperbolic rotation and the dilation, respectively. No trichotomy like this is present in the Euclidean plane.

Another reason for the simpler classification in the Euclidean plane is that any self-similar solution to the flow consisting of translation and either rotation, dilation or both, can actually be described without the translation by moving the origin to a different location. In the Minkowski plane, this simplification can only be made in the case $a^2 \neq b^2$. As a result, the classification contains self-similar solutions combining all three motions, i.e., hyperbolic rotation, dilation and translation.

The paper is structured as follows. Section 2 covers some basic properties of the Minkowski plane and introduces the hyperbolic numbers and the diagonal basis, both of which are well suited for making calculations in the Minkowski plane. In Section 3 we discuss curves in the Minkowski plane, derive the Frenet formulas, and show how the MCF is equivalent to a few different PDEs. Section 4 is devoted to self-similar solutions. First we find all possible self-similar motions that can arise as solutions to the flow and derive the equation the corresponding curves must satisfy. We then rewrite the curve equation as two separate second order ODEs and as a two-dimensional system of ODEs. These three forms make it easier to find and describe the curves, which we do in Sections 5 through 10, one self-similar motion at a time.

In Section 11 we derive three simple exact solutions that are not self-similar; namely,

$$\begin{aligned} \cosh x &= e^{-t} \cosh y, & t > 0, \\ \cosh x &= e^{-t} \sinh y, & t \in \mathbf{R}, \\ \sinh x &= e^{-t} \sinh y, & t < 0, \end{aligned}$$

as shown in Figures 13a, 13b, 13c. Finally, an appendix discusses how one finds all curves in the Minkowski plane that are invariant under some self-similar motion. We include this to explain why one curve appears in two categories in the classification of the self-similar solutions.

2. MINKOWSKI PLANE AND HYPERBOLIC NUMBERS

The Minkowski plane $\mathbf{R}^{1,1}$ is just \mathbf{R}^2 endowed with the non-degenerate bilinear symmetric form $\langle (x_1, y_1), (x_2, y_2) \rangle = x_1 x_2 - y_1 y_2$, which is called the *Minkowski metric*. A nonzero vector z is called *space-like* if $\langle z, z \rangle > 0$, *time-like* if $\langle z, z \rangle < 0$, and *light-like* if $\langle z, z \rangle = 0$. The *Minkowski norm* is defined as $\|z\| = \sqrt{|\langle z, z \rangle|}$, and two vectors z_1 and z_2 are said to be *orthogonal* if $\langle z_1, z_2 \rangle = 0$.

In this paper, we will use the language of hyperbolic numbers (also called split-complex numbers), which are well suited for making calculations in the Minkowski plane, much like the complex numbers are useful when dealing with the Euclidean plane. We identify the point (x, y) with the *hyperbolic number* $x + hy$, which is just an ordered pair of real numbers, with addition and multiplication defined as follows:

$$\begin{aligned} (x_1 + hy_1) + (x_2 + hy_2) &= (x_1 + x_2) + h(y_1 + y_2) \\ (x_1 + hy_1) \cdot (x_2 + hy_2) &= (x_1 x_2 + y_1 y_2) + h(x_1 y_2 + x_2 y_1). \end{aligned}$$

In particular, $h^2 = +1$ as opposed to $i^2 = -1$ for the complex numbers. The hyperbolic numbers form a commutative associative algebra which is isomorphic to

the quotient $\mathbf{R}[x]/(x^2 - 1)$, and to the algebra of symmetric 2×2 matrices with equal diagonal elements, where

$$x + hy \leftrightarrow \begin{pmatrix} x & y \\ y & x \end{pmatrix}.$$

The basic properties of the hyperbolic numbers are the same as those of the complex numbers, with a few notable exceptions.

The *hyperbolic conjugate* of $z = x + hy$ is $\bar{z} = x - hy$, and the *hyperbolic modulus* is defined as $|z| = \sqrt{|z\bar{z}|}$. They satisfy the usual properties

$$\overline{z_1 + z_2} = \bar{z}_1 + \bar{z}_2, \quad \overline{z_1 z_2} = \bar{z}_1 \bar{z}_2, \quad \bar{\bar{z}} = z, \quad |z_1 z_2| = |z_1| |z_2|.$$

Note that

$$\overline{z_1 z_2} = (x_1 x_2 - y_1 y_2) + h(x_1 y_2 - x_2 y_1)$$

and if we take the real part, we recover the Minkowski metric. In particular, $\bar{z}z = x^2 - y^2 = \langle z, z \rangle$, so the hyperbolic modulus coincides with the Minkowski norm.

Now, $h(x + hy) = y + hx$, so multiplication by h corresponds to reflection across the line $y = x$. Moreover, z and hz are always orthogonal, just like z and iz in the complex plan. However, $\langle hz_1, hz_2 \rangle = -\langle z_1, z_2 \rangle$.

Perhaps the biggest difference between the hyperbolic numbers and the complex numbers is that the former do not form a field. The reason is that $(1+h)(1-h) = 0$, so all points on the two lines $y = x$ and $y = -x$ are zero-divisors and hence do not have a multiplicative inverse. These are exactly the points with hyperbolic modulus zero, i.e., light-like points. For other points, the multiplicative inverse is given by $z^{-1} = \frac{\bar{z}}{z\bar{z}} = \frac{x-hy}{x^2-y^2}$.

It is often convenient to use the conjugate light-like points $h_+ = \frac{1+h}{2}$ and $h_- = \frac{1-h}{2}$ as an alternate basis for the hyperbolic numbers, called the *diagonal basis*. In this paper, we will use the notation

$$x + hy = \xi h_+ + \eta h_- =: (\xi, \eta)$$

where $\xi = x + y$ and $\eta = x - y$, and refer to the light-like lines $y = x$ and $y = -x$ as the ξ and η -axes, respectively. Since $h_+^2 = h_+$, $h_-^2 = h_-$ and $h_+ h_- = 0$, the basic operations now take the simple form

$$\begin{aligned} (\xi_1, \eta_1) + (\xi_2, \eta_2) &= (\xi_1 + \xi_2, \eta_1 + \eta_2) \\ (\xi_1, \eta_1) \cdot (\xi_2, \eta_2) &= (\xi_1 \xi_2, \eta_1 \eta_2) \\ \overline{(\xi, \eta)} &= (\eta, \xi) \\ \langle (\xi, \eta), (\xi, \eta) \rangle &= \xi \eta. \end{aligned}$$

In particular, we see that the hyperbolic numbers are isomorphic to $\mathbf{R} \oplus \mathbf{R}$ with pairwise addition and multiplication.

The set of points with $\langle z, z \rangle = 1$ is the unit hyperbola $x^2 - y^2 = 1$, i.e., $\xi \eta = 1$. Note that by plugging $h\theta$ into the power series of the exponential function, we get the following hyperbolic analogue of Euler's formula

$$e^{h\theta} = \cosh \theta + h \sinh \theta = (e^\theta, e^{-\theta}).$$

These points lie on the right arm of the unit hyperbola and they form a one-parameter group, much like the unit circle in the complex plane. The parameter θ is called the *hyperbolic angle*.

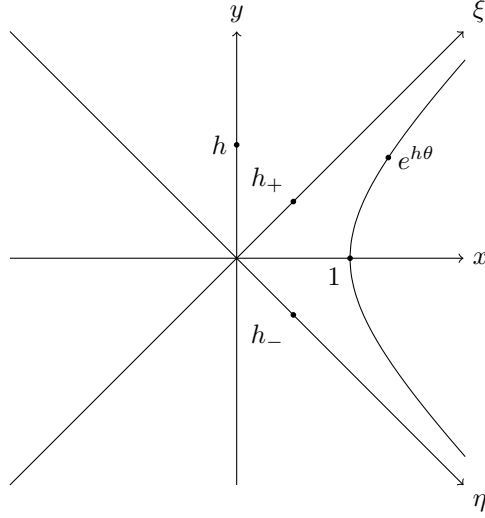


FIGURE 1. The hyperbolic number plane.

Maps of the form $z \mapsto e^{h\theta}z$ preserve the hyperbolic modulus and are called hyperbolic rotations (also known as Lorentz boosts or squeeze maps). If we include translations and reflections across the x and y -axes, we have the full group of isometries in the Minkowski plane.

Further background on the hyperbolic number plane can be found in [4] and [17].

3. CURVES IN THE MINKOWSKI PLANE

Let $X : I \rightarrow \mathbf{R}^{1,1}$ be a regular curve. At each point on the curve, the tangent vector X_u is either space-like, light-like or time-like. The curvature blows up at points where X_u is light-like, so we will only look at curves where it is everywhere space-like or time-like. Those curves are called space-like and time-like respectively and are always embedded. Note that reflection across the ξ -axis maps space-like curves to time-like and vice versa.

The *Minkowski arc-length* parameter is defined as

$$ds = \sqrt{|\langle X_u, X_u \rangle|} du$$

and the unit tangent vector is

$$T = X_s = \frac{1}{\sqrt{|\langle X_u, X_u \rangle|}} X_u.$$

We choose the unit normal $N = hT$, i.e., the vector obtained by reflecting T across the ξ -axis. Since $\langle T, T \rangle = \epsilon = \pm 1$ is constant, T_s is parallel to N , and we define the *signed curvature* k by the equation $T_s = kN$. Then we also have $N_s = kT$, so the Frenet formulas take the form

$$\begin{aligned} \frac{dT}{ds} &= kN \\ \frac{dN}{ds} &= kT. \end{aligned}$$

By definition, the *mean curvature vector* of X is then given by $\mathbf{H} = \epsilon X_{ss} = \epsilon T_s = \epsilon k N$, so we always have $\langle \mathbf{H}, N \rangle = -k$. Note that many authors choose N such that $\{T, N\}$ is positively oriented, resulting in some different signs in the Frenet formulas above.

If we reflect a time-like curve across the ξ -axis, it not only becomes space-like but the mean curvature vector also changes its direction (because of the ϵ factor). This means the direction of the MCF of the curve is reversed, but besides that the flow is the same. For this reason, it suffices to look at the flow of space-like curves, even though we will use time-like curves to simplify some arguments. We will parametrize our space-like curves such that T lies in the right arm of the unit hyperbola $x^2 - y^2 = 1$. Then $T = e^{h\theta}$, and since $T_s = \theta_s h e^{h\theta} = kN$, the hyperbolic angle of the tangent satisfies $\theta_s = k$. Note that the upper arm of the unit hyperbola $x^2 - y^2 = -1$ (or its translates) is the unique space-like curve with constant curvature $k = 1$.

Besides the arc-length parametrization, every space-like curve in the Minkowski plane has two other natural parametrizations that we will use. The curve can globally be viewed as a graph where either y is a function of x satisfying $|y'(x)| < 1$, or ξ is an increasing function of η . In the former case, the parametrization is $X(x) = x + hy(x)$ and direct calculations yield

$$(3.1) \quad T = \frac{1 + hy'(x)}{(1 - y'(x)^2)^{\frac{1}{2}}}, \quad N = \frac{y'(x) + h}{(1 - y'(x)^2)^{\frac{1}{2}}}, \quad k = \frac{y''(x)}{(1 - y'(x)^2)^{\frac{3}{2}}}.$$

If we think of y as also being a function of the time variable t , we have a solution to the MCF (up to tangential diffeomorphisms) if and only if y satisfies the parabolic PDE

$$(3.2) \quad y_t = \frac{y_{xx}}{1 - y_x^2}.$$

In the Euclidean plane, the PDE corresponding to the curve shortening flow has the form

$$(3.3) \quad y_t = \frac{y_{xx}}{1 + y_x^2}.$$

The following lemma shows how one can transform certain solutions in the Euclidean plane into solutions in the Minkowski plane. Examples of this are given in Section 11.

Lemma 3.1. *If $y(x, t)$ is a solution to (3.3) which is analytic and even in x , then $\hat{y}(x, t) = y(ix, -t)$ is a solution to (3.2), where $i^2 = -1$.*

In the case where ξ is an increasing function of η , the parametrization is $X(\eta) = (\xi(\eta), \eta)$ and direct calculations yield

$$(3.4) \quad T = (\xi'(\eta)^{\frac{1}{2}}, \xi'(\eta)^{-\frac{1}{2}}), \quad N = (\xi'(\eta)^{\frac{1}{2}}, -\xi'(\eta)^{-\frac{1}{2}}), \quad k = \frac{\xi''(\eta)}{2\xi'(\eta)^{\frac{3}{2}}}.$$

The parabolic PDE for the flow now takes the simple form

$$(3.5) \quad \xi_t = \frac{\xi_{\eta\eta}}{\xi_{\eta}}.$$

Note that if we instead let $|y'(x)| > 1$ or $\xi'(\eta) < 0$, the curve X becomes time-like. Equations (3.1) and (3.4) take on a slightly different form but the PDEs (3.2) and

(3.5) remain the same. However, now they are only parabolic if we reverse the direction of the time variable, corresponding to what we said before.

It was shown in [10] that for convex curves in the Euclidean plane, the flow is equivalent to the following PDE for the curvature k :

$$(3.6) \quad k_t = k^2 k_{\theta\theta} + k^3,$$

where the derivative with respect to t is taken with θ held fixed. By going through the same calculations in the Minkowski plane, we get the corresponding PDE

$$(3.7) \quad k_t = k^2 k_{\theta\theta} - k^3.$$

The following lemma gives another method for transforming solutions between the two planes.

Lemma 3.2. *If $k(\theta, t)$ is a solution to (3.6) which is analytic and even in θ , then $\hat{k}(\theta, t) = k(i\theta, -t)$ is a solution to (3.7).*

4. SELF-SIMILAR MOTIONS OF CURVES UNDER THE MCF

Let $X : I \rightarrow \mathbf{R}^{1,1}$ be a curve. A *self-similar motion* of X is a map $\hat{X} : I \times J \rightarrow \mathbf{R}^{1,1}$ of the form

$$(4.1) \quad \hat{X}(u, t) = g(t)e^{hf(t)}X(u) + H(t).$$

Here J is an interval containing 0 and $f, g : J \rightarrow \mathbf{R}$ and $H : J \rightarrow \mathbf{R}^{1,1}$ are differentiable functions s.t. $f(0) = 0$, $g(0) = 1$ and $H(0) = 0$, and hence $\hat{X}(u, 0) = X(u)$. The function f determines the hyperbolic rotation, g determines the dilation and H is the translation term.

This motion is the mean curvature flow of X (up to tangential diffeomorphisms) if and only if the equation

$$\left\langle \frac{\partial \hat{X}}{\partial t}(u, t), N(u, t) \right\rangle = -k(u, t)$$

holds for all $u \in I$, $t \in J$. Simple calculations yield that this equation is equivalent to

$$(4.2) \quad \begin{aligned} g^2(t)f'(t)\langle X(u), T(u) \rangle - g(t)g'(t)\langle X(u), N(u) \rangle \\ - g(t)\langle e^{-hf(t)}H'(t), N(u) \rangle = k(u). \end{aligned}$$

By looking at this equation at time $t = 0$, we see that X has to satisfy

$$(4.3) \quad a\langle X, T \rangle - b\langle X, N \rangle - \langle C, N \rangle = k,$$

where $a = f'(0)$, $b = g'(0)$ and $C = H'(0)$. It turns out that satisfying an equation of this form is also a sufficient condition for X to move in a self-similar manner under the MCF. To see that, we treat separately two cases.

Dilation and rotation: First consider the case where there is no translation term. Assume the curve X satisfies

$$(4.4) \quad a\langle X, T \rangle - b\langle X, N \rangle = k.$$

Now, if the functions g and f satisfy $g(t)g'(t) = b$ and $g^2(t)f'(t) = a$ for all $t \in I$, then Equation (4.2) is satisfied for all $u \in I$, $t \in J$. Solving these differential

equations with our initial values gives

$$(4.5) \quad g(t) = \sqrt{2bt+1} \quad \text{and} \quad f(t) = \begin{cases} \frac{a}{2b} \log(2bt+1) & \text{if } b \neq 0, \\ at & \text{if } b = 0. \end{cases}$$

Therefore, under the MCF the curve X rotates and dilates around the origin as governed by the functions f and g . We call this motion screw-dilation.

Note that when $b \neq 0$, the screw-dilation factor $g(t)e^{hf(t)}$ takes the following form in the diagonal basis:

$$\begin{aligned} (g(t)e^{f(t)}, g(t)e^{-f(t)}) &= (g(t)^{1+\frac{a}{b}}, g(t)^{1-\frac{a}{b}}) \\ &= ((2bt+1)^{\frac{b+a}{2b}}, (2bt+1)^{\frac{b-a}{2b}}). \end{aligned}$$

In the cases $a = b$ and $a = -b$, the factor is simply $((2bt+1), 1)$ and $(1, (2bt+1))$, respectively, so the screw-dilation reduces to a linear dilation in one of the variables ξ and η , leaving the other one intact.

Dilation, rotation and translation: Now assume X satisfies the full Equation (4.3), which can also be written in the form

$$(4.6) \quad -\langle (b+ha)X + C, N \rangle = k.$$

In the Euclidean plane, the author showed in [12] that we can always get rid of the translation term C by translating X by a fixed vector. The same thing can be done here, but only when $a^2 \neq b^2$, since otherwise $b+ha$ is a zero divisor. If we put $\hat{X} = X + \frac{C}{b+ha}$, then \hat{X} satisfies an equation of the form (4.4). Therefore, X screw-dilates around the point $-\frac{C}{b+ha}$.

When $a = b = 0$, we of course have $f = 0$, $g = 1$ and $H = tC$, so X translates with constant velocity vector C . Now assume $a^2 = b^2 \neq 0$. By reflecting across the y -axis if necessary, it suffices to look at the case $a = b$. As before, f and g are given by (4.5) and the screw-dilation factor is $((2bt+1), 1)$, so we just have scaling in the variable ξ . We want the translation function H to satisfy $g(t)e^{-hf(t)}H'(t) = C$. Since $h_+h_- = 0$, Equation (4.6) remains the same when X is translated in the variable η (which is why we cannot cancel out C). But by translating X along the ξ -axis, we can cancel out the ξ -component C , so we may assume C only has a η -component, i.e., $C = (0, c)$. Hence

$$H'(t) = \frac{e^{hf(t)}}{g(t)}(0, c) = \left(0, \frac{c}{1+2bt}\right),$$

so the translation function H is given by

$$H(t) = \left(0, \frac{c}{2b} \log(2bt+1)\right).$$

The self-similar motion under the flow therefore consists of scaling in the ξ variable and translation in the η variable.

Thus the classification of all self-similar solutions to the MCF in the Minkowski plane has been reduced to finding all curves that satisfy Equation (4.3). To find these curves, we use two different approaches. The straightforward one is to use (3.1) or (3.4) to rewrite (4.3) as an ODE for y as a function of x , or for ξ as a function of η . The two ODEs are

$$(4.7) \quad y''(x) = (1 - y'(x)^2)(a(x - y(x)y'(x)) - b(xy'(x) - y(x)) - (c_1y'(x) - c_2))$$

and

$$\xi''(\eta) = \xi'(\eta)((a+b)\xi(\eta) + (a-b)\eta\xi'(\eta) + d_1 - d_2\xi'(\eta))$$

where $C = c_1 + hc_2 = (d_1, d_2)$. Depending on the values of a , b and C , one of the ODEs can be easier to analyze than the other. It can be verified that the equations remain the same when the curve X is assumed to be time-like.

A nice property that we see from (4.7) is the following.

Lemma 4.1. *All space-like curves satisfying Equation (4.3) are entire graphs over the x -axis.*

Proof. First notice that every light-like line $y(x) = x + B$ or $y(x) = -x + B$ is a solution to (4.7). Therefore, if we have a solution to (4.7) which satisfies $|y'(x)| < 1$ at some point, it will satisfy that strict inequality everywhere, since if y' reached -1 or 1 , we would contradict uniqueness (because the ODE is of order 2). Since y' is bounded, the solution extends uniquely to all of \mathbf{R} . \square

A consequence of this is that all the curves are complete as Euclidean curves. However, as we will see below, they are not necessarily complete as Minkowski curves. We also note that for each value of a , b and C , we have a two-parameter family of curves satisfying (4.3) (parametrized for example by the values of $y(0)$ and $y'(0)$). However, by identifying curves that are equal up to a hyperbolic rotation, there is actually only a one-parameter family of curves.

The other approach to describing the curves is similar to what was done by the author in [11, 12]. It can be used for curves that satisfy Equation (4.4) and goes as follows. We introduce the functions $\tau = \langle X, T \rangle$ and $\nu = \langle X, N \rangle$. They satisfy

$$(4.8) \quad \begin{aligned} \tau_s &= 1 + k\nu \\ \nu_s &= k\tau \end{aligned}$$

and furthermore,

$$(4.9) \quad X = (\tau - h\nu)T \quad \text{and} \quad \langle X, X \rangle = \tau^2 - \nu^2.$$

The Minkowski analogue of Lemma 3.1 in [11] is as follows.

Lemma 4.2. *For every smooth function $\Phi : \mathbf{R}^2 \rightarrow \mathbf{R}$, point $z_0 \in \mathbf{R}^{1,1}$ and hyperbolic angle $\theta_0 \in \mathbf{R}$, there is a unique nonextendible space-like curve $X : I \rightarrow \mathbf{R}^{1,1}$ satisfying the equation $k = \Phi(\tau, \nu)$ and going through z_0 with hyperbolic angle θ_0 .*

Proof. Keeping in mind (4.8) and (4.9), we let τ, ν, θ be the unique maximal solution to the ODE system

$$\begin{cases} \tau' = 1 + \nu\Phi(\tau, \nu) \\ \nu' = \tau\Phi(\tau, \nu) \\ \theta' = \Phi(\tau, \nu) \end{cases}$$

with initial values $\theta(0) = \theta_0$, $\tau(0) - h\nu(0) = e^{-h\theta_0}z_0$, and then define the curve as

$$(4.10) \quad X = (\tau - h\nu)e^{h\theta}.$$

Note that

$$X' = (\tau' - h\nu' + h\theta'(\tau - h\nu))e^{h\theta} = e^{h\theta},$$

so X is parametrized by Minkowski arc-length with tangent $T = e^{h\theta}$, and hence the curvature k is equal to $\theta' = \Phi(\tau, \nu)$. Finally,

$$\begin{aligned}\langle X, T \rangle &= \operatorname{Re}(X e^{-h\theta}) = \tau, \\ \langle X, N \rangle &= \operatorname{Re}(X(-h)e^{-h\theta}) = \nu,\end{aligned}$$

finishing the proof. \square

So all curves satisfying Equation (4.4) (i.e., $k = a\tau - b\nu$) can be found by solving the system of ODEs

$$(4.11) \quad \begin{cases} \tau' = 1 + \nu(a\tau - b\nu) \\ \nu' = \tau(a\tau - b\nu). \end{cases}$$

Equivalently, we can let $l = -b\tau + a\nu$ and study the system

$$\begin{cases} k' = a + kl \\ l' = -b + k^2. \end{cases}$$

Note that $(k + hl) = (a - hb)(\tau + h\nu)$. The corresponding Euclidean system was used by the author in [12]. From (4.10) we see that

$$\xi = e^\theta(\tau - \nu) = e^\theta \frac{k - l}{a + b}, \quad \eta = e^{-\theta}(\tau + \nu) = e^{-\theta} \frac{k + l}{a - b}.$$

Hence, X intersects the light-like axes exactly when the (τ, ν) and (k, l) -trajectories intersect the diagonals in the respective phase planes.

Also note that the right hand side of (4.11) remains the same when (τ, ν) is replaced by $(-\tau, -\nu)$. Therefore, $s \mapsto -(\tau(-s), \nu(-s))$ is also a solution to the system, which of course just corresponds to the curve X parametrized backwards (and reflected across the origin to keep T in the right arm of the unit hyperbola). This symmetry will simplify some of our arguments.

Unlike the Euclidean case, the solutions to this ODE system are not necessarily defined on all of \mathbf{R} and the curvature k can blow up for finite values of s . That means the corresponding end of the curve has finite Minkowski arc-length and hence is geodesically incomplete, even though it is always complete as a Euclidean curve, as we showed above.

In the next six sections of the paper, we look separately at different values of a , b and C , i.e., different self-similar motions, and describe some properties of the corresponding curves.

5. TRANSLATION

A curve X translates with constant velocity vector C if and only if it satisfies the translation equation $-\langle C, N \rangle = k$. By scaling the curve, reflecting it across the x and y -axes and applying a hyperbolic rotation, it suffices to consider translations with velocity vectors 1 , h and h_+ . The solutions below are unique up to constant translations in each variable.

Theorem 5.1. *There are three translating solutions:*

- $\cosh x = e^{y-t}$, with $k = \frac{1}{\cosh s}$, $-\frac{\pi}{2} < s < \frac{\pi}{2}$, translates along the y -axis,
- $\sinh y = e^{t-x}$, with $k = \frac{1}{\sinh s}$, $s > 0$, translates along the x -axis,
- $\xi = e^\eta + t$, with $k = \frac{1}{s}$, $s > 0$, translates along the ξ -axis.

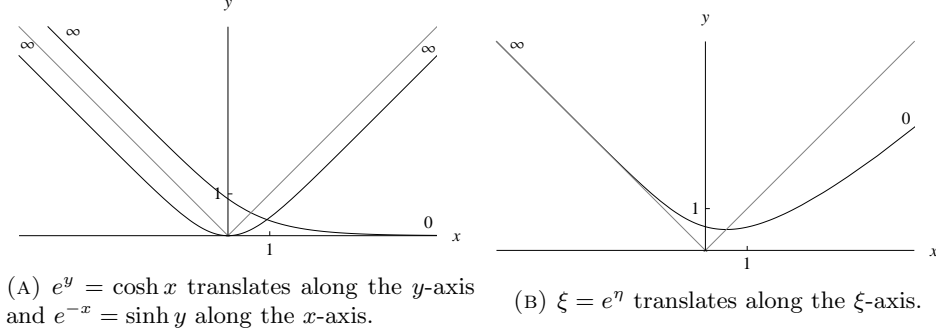


FIGURE 2. Translation.

The three curves appear in Figures 2a and 2b. Each end is labeled with the corresponding limit of the curvature k , a convention we will use throughout the paper.

Proof. Let's start with $C = h$, i.e., translation with unit speed along the y -axis. Then the translation equation results in the ODE

$$y''(x) = 1 - y'(x)^2,$$

which can also be seen by putting $y_t = 1$ in Equation (3.2). To find the solution, let $v = y'$. Then $v' = 1 - v^2$ and $|v| < 1$ (since the curve is space-like), so $v = \tanh x$. Therefore, the curve is $y = \log \cosh x$. It has finite Minkowski-length π and curvature given by $k = \frac{1}{\cos s}$, $-\frac{\pi}{2} < s < \frac{\pi}{2}$. Since the curvature blows up, the maximum principle does not apply to the curve. In fact, as observed by Ecker [7], the translating curve $y = \log \cosh x + t$ is initially below the expanding hyperbola $y = \sqrt{x^2 + 2t}$, but crosses it at infinity at time $t = \log 2$.

If we instead take $|v| > 1$, we get $v = \coth x$ so $y = \log \sinh x$, $x > 0$ (or its reflection across the y -axis). This is a time-like curve that translates with unit speed along the y -axis. If we reflect it across the ξ -axis and then across the y -axis (since the first reflection reverses the direction of the flow), we get the space-like curve $x = -\log \sinh y$, which translates with unit speed along the x -axis. Alternatively, this curve could be found by taking $C = 1$, which results in the ODE

$$y''(x) = -y'(x)(1 - y'(x)^2).$$

This curve is Minkowski-finite in one direction and Minkowski-infinite in the other, with $k = \frac{1}{\sinh s}$, $s > 0$. In Section 11, we show how each of these two translating solutions can be obtained by applying a simple transformation to the translating solution in the Euclidean plane, the Grim Reaper $y = \log \cos x + t$.

Finally, let's look at the case $C = h_+$, i.e., translation along the ξ -axis. Here it is simpler to work in the diagonal basis, where the ODE takes the form

$$\xi''(\eta) = \xi'(\eta).$$

This could also be seen by putting $\xi_t = 1$ in (3.5). The solution is $\xi = e^\eta$. This curve is Minkowski-finite in one direction and Minkowski-infinite in the other, with $k = \frac{1}{s}$, $s > 0$. Another interpretation of the movement of this curve is given in Section 9 and in the Appendix.

□

6. EXPANSION

A curve expands under the flow if and only if it satisfies Equation (4.4) with $a = 0$ and $b > 0$. By scaling the curve we may assume $b = 1$.

Theorem 6.1. *There are six types of curves which expand under the flow with scaling function $\sqrt{2t+1}$ for $t > -\frac{1}{2}$, including the expanding hyperbola*

$$y^2 - x^2 = 2t + 1.$$

Each curve is asymptotic to a cone. It comes out of this cone (translated such that its vertex lies at the origin) at $t = -\frac{1}{2}$, and expands out to infinity, as $t \rightarrow \infty$.

The curves appear in Figures 3b, 3c.

Proof. Here $k = -\nu$, so the system for τ and ν becomes

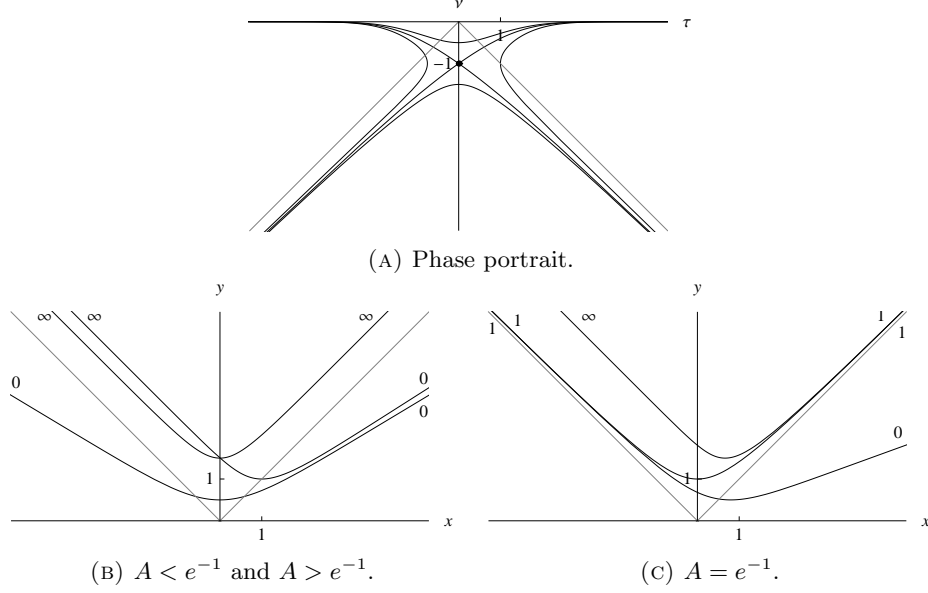
$$\begin{cases} \tau' = 1 - \nu^2 \\ \nu' = -\tau\nu. \end{cases}$$

The phase portrait appears in Figure 3a. The trivial solution $\tau = s$, $\nu = 0$, corresponds to X being a straight (space-like) line through the origin, making the expansion vacuum. For the other trajectories, it suffices by symmetry to consider only those in the lower half-plane ($\nu < 0$). There $k > 0$, so the corresponding curve X is always convex. Notice that we have a fixed point $(0, -1)$, which corresponds to X being the upper arm of the unit hyperbola $y^2 - x^2 = 1$. It is a saddle point. To find the other trajectories, note that the function $\nu^2 e^{\tau^2 - \nu^2} = k^2 e^{\langle X, X \rangle}$ is a constant $A > 0$. The number and type of the trajectories depends on the value of A as follows:

When $A < e^{-1}$, we have two types of trajectories, both symmetric across the ν -axis. One of them has $\tau \rightarrow \pm\infty$ and $\nu \rightarrow 0$ as $s \rightarrow \pm\infty$. It crosses both lines $\tau = \nu$ and $\tau = -\nu$. The corresponding X crosses each light-like axis and has two Minkowski-infinite ends with $k \rightarrow 0$ on each. The other trajectory has τ and ν going to $-\infty$ for a finite s . Similarly, in the backwards direction, τ and $-\nu$ go to ∞ for a finite s . It lies completely in the region $-\nu > |\tau|$. The corresponding curve X crosses neither light-like axis and has finite Minkowski-length (which increases under the flow) with $k \rightarrow \infty$ on each end. Both curves appear in Figure 3b.

When $A = e^{-1}$, we have two trajectories besides the fixed point $(0, -1)$ (up to reflection across the ν -axis which corresponds to reflection the curve X across the y -axis). One of them has $\tau \rightarrow \infty$, $\nu \rightarrow 0$, as $s \rightarrow \infty$, and $(\tau, \nu) \rightarrow (0, -1)$, as $s \rightarrow -\infty$. It crosses the line $\tau = -\nu$. The corresponding curve X crosses the ξ -axis and has two Minkowski-infinite ends with the $k \rightarrow 0$ on one and $k \rightarrow 1$ on the other. The other trajectory has $(\tau, \nu) \rightarrow (0, -1)$, as $s \rightarrow \infty$, and in the backwards direction, τ and $-\nu$ go to ∞ for a finite s . It lies completely in the region $-\nu > |\tau|$. The corresponding curve X crosses neither light-like axis, has one Minkowski-infinite end with $k \rightarrow 1$, and one Minkowski-finite end with $k \rightarrow \infty$. Both curves appear in Figure 3c.

When $A > e^{-1}$, we have one trajectory type (up to reflection across the ν -axis). It has $\tau \rightarrow \infty$, $\nu \rightarrow 0$, as $s \rightarrow \infty$, and in the other direction, τ and $-\nu$ go to ∞ for a finite s . It crosses the line $\tau = -\nu$. The corresponding curve X crosses the ξ -axis, has one Minkowski-infinite end with $k \rightarrow 0$, and one Minkowski-finite end with $k \rightarrow \infty$. It can be seen in Figure 3b.

FIGURE 3. Expansion, $a = 0$, $b = 1$.

For a more detailed description of the curves, we consider the ODE for y as a function of x ,

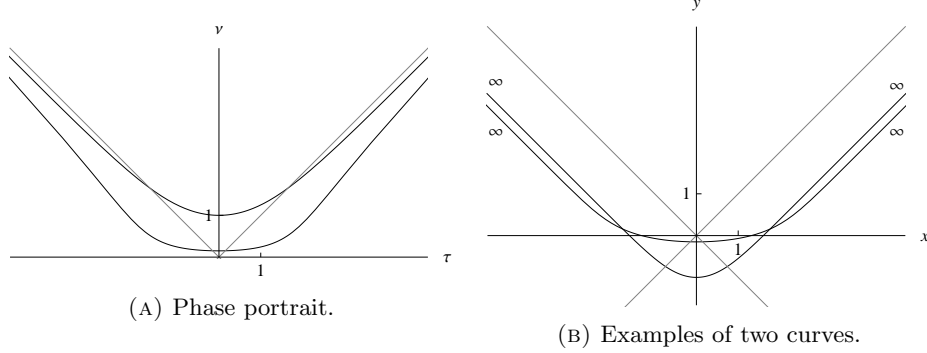
$$y''(x) = (1 - y'(x)^2)(y(x) - xy'(x)).$$

Since $-\nu = k > 0$, it is clear that y is convex and $y(0) > 0$. Put $w(x) = y(x) - xy'(x)$. Then $w'(x) = -xy''(x)$, and since $y''(x) > 0$, the positive function w has a global maximum $w(0) = y(0)$, i.e., $0 < y(x) - xy'(x) \leq y(0)$ for all x . From this it follows that for $x > 0$, $\frac{y(x)}{x}$ is decreasing and $\frac{y(x)-y(0)}{x}$ is increasing, and since $|y'(x)| < 1$, they have the same limit $L \in (y'(0), 1]$, as $x \rightarrow \infty$. In particular, $\frac{y(x)-y(0)}{x} < L < \frac{y(x)}{x}$, so the convex function $y(x) - Lx$ lies in the interval $[0, y(0)]$. Hence, it must be decreasing with a limit in that same interval.

So we have shown that X is asymptotic to a straight line with slope L , as $x \rightarrow \infty$. If X doesn't cross the ξ -axis, then $y(x) > x$ for all $x > 0$, so $L = 1$. However, if X does cross the ξ -axis, then $y(x)$ goes below x , so $L < 1$. By symmetry, X is also asymptotic to a straight line, as $x \rightarrow -\infty$. Its slope lies in the interval $[-1, -y'(0)]$, and it is -1 if and only if X never crosses the η -axis.

The curve X is therefore asymptotic to a cone. Under the flow, it comes out of this cone (translated such that its vertex lies at the origin) at $t = -\frac{1}{2}$, and expands out to infinity, as $t \rightarrow \infty$. □

Note that the initial values $y(0) = \alpha$, $y'(0) = 0$, correspond to the (τ, ν) -trajectory going through $(0, -\alpha)$, so varying $\alpha > 0$ gives all curves with $A < e^{-1}$, in addition to the hyperbola $y = \sqrt{x^2 + 1}$ when $\alpha = 1$. Similarly, the curves with $A > e^{-1}$ can be obtained by taking the initial values $y(\alpha) = 1$, $y'(\alpha) = 0$, and varying $\alpha > 0$.

FIGURE 4. Contraction, $a = 0$, $b = -1$.

7. CONTRACTION

Now suppose $a = 0$, $b < 0$, so by scaling the curve we may assume $b = -1$.

Theorem 7.1. *There is a one-parameter family of curves which contract under the flow with scaling function $\sqrt{1-2t}$ for $t < \frac{1}{2}$. Each curve is asymptotic to a cone and symmetric w.r.t. the y -axis. It comes from infinity as $t \rightarrow -\infty$, and contracts to the union of the positive ξ -axis and the negative η -axis, as $t \rightarrow \frac{1}{2}$.*

The curves appear in Figure 4b.

Proof. Here $k = \nu$ so the system of ODEs for τ and ν becomes

$$\begin{cases} \tau' = 1 + \nu^2 \\ \nu' = \tau\nu. \end{cases}$$

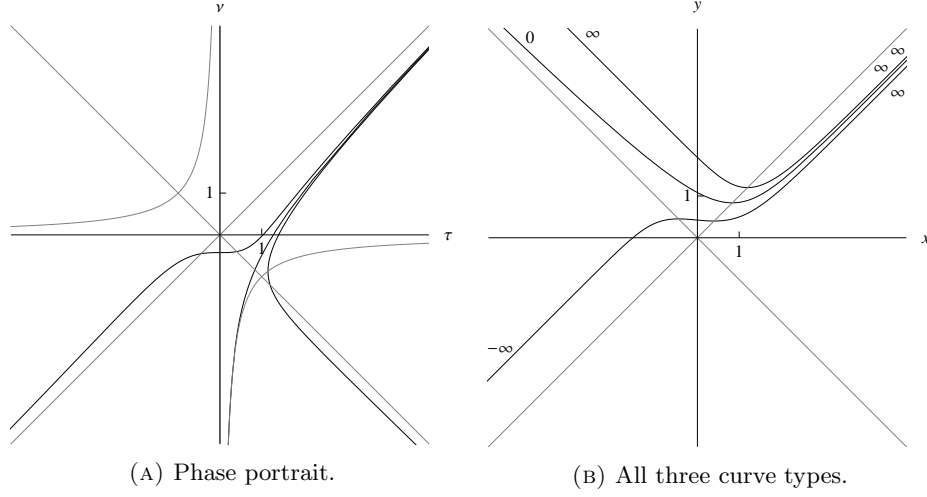
The phase portrait appears in Figure 4a. There are no fixed points, τ is increasing and ν never changes sign. The trivial solution $\tau = s$, $\nu = 0$, corresponds to X being a (space-like) line through the origin, making the contraction vacuous. To find the other trajectories, note that the function $\nu^2 e^{\nu^2 - \tau^2} = k^2 e^{-\langle X, X \rangle}$ is constant. By symmetry, it suffices to look at trajectories with $\nu > 0$. These trajectories all have τ and ν going to ∞ for a finite s . Similarly, when we follow the trajectories backwards, τ goes to $-\infty$ and ν to ∞ for a finite s . Each trajectory hits both lines $\tau = \nu$ and $\tau = -\nu$. Therefore, the corresponding curve X is convex, crosses each light-like axis, has finite Minkowski-length with $k \rightarrow \infty$ on each end.

For a more detailed description, we consider the ODE for y as a function of x ,

$$y''(x) = (1 - y'(x)^2)(xy'(x) - y(x)).$$

The initial values $y(0) = -\alpha$, $y'(0) = 0$, correspond to the (τ, ν) trajectory going through $(0, \alpha)$, so by varying $\alpha > 0$ we get all shrinking curves. Also, with these initial values y is an even function of x .

Now, it is clear that y is convex, since $k > 0$. Put $w(x) = xy'(x) - y(x)$. Since $w' = xy''(x)$ and $y''(x) > 0$, w has a global minimum $w(0) = \alpha$. Therefore, $y''(x) \geq \alpha(1 - y'(x)^2)$, so by integration we get $\operatorname{artanh} y'(x) \geq \alpha x$, i.e., $y'(x) \geq \tanh \alpha x$, for $x > 0$. Integrating again yields $y(x) \geq \frac{1}{\alpha} \log \cosh \alpha x - \alpha \geq x - \alpha - \frac{\log 2}{\alpha}$. So the increasing function $x - y(x)$ has a limit in the interval $(\alpha, \alpha + \frac{\log 2}{\alpha})$.

FIGURE 5. Hyperbolic rotation, $a = 1$, $b = 0$.

Therefore, the curve X is asymptotic to a cone. Under the flow, it comes from infinity as $t \rightarrow -\infty$, and contracts to the union of the positive ξ -axis and the negative η -axis, as $t \rightarrow \frac{1}{2}$. Its finite length decreases under the flow. \square

In [7], Ecker proved that for every space-like curve, there exists a solution to the flow starting at the curve which exists for all $t \geq 0$. For the curve X , this solution must be different from the contracting solution, which develops a singularity at $t = \frac{1}{2}$. This non-uniqueness should not be too surprising, as the curvature of X blows up on each end.

8. HYPERBOLIC ROTATION

Now suppose $a \neq 0$, $b = 0$, so by scaling and reflecting the curve if necessary, we may assume $a = 1$.

Theorem 8.1. *There are three types of curves which move forever under a hyperbolic rotation with constant angular velocity 1.*

The curves appear in Figure 5b.

Proof. Here $k = \tau$ so the system of ODEs for τ and ν becomes

$$\begin{cases} \tau' = 1 + \tau\nu \\ \nu' = \tau^2. \end{cases}$$

The phase portrait appears in Figure 5a. The system has no fixed points and ν is increasing. Direct calculations show that the function $\tau^2 - \nu^2 - 2\theta = \langle X, X \rangle - 2\theta$ is constant. All trajectories in the right half of the phase plane have τ and ν going to ∞ for finite values of s . But when we follow a trajectory in the backwards direction, three things can happen:

The trajectory crosses the ν -axis. Then, by symmetry, τ and ν go to $-\infty$ for a finite s . The corresponding curve X has finite Minkowski-length with the curvature k increasing from $-\infty$ to ∞ , so the curve has an inflection point.

The trajectory crosses the curve $\tau\nu = -1$. Then $\tau \rightarrow \infty$, $\nu \rightarrow -\infty$ for a finite s . The curve X is convex, with finite Minkowski-length and $k \rightarrow \infty$ on each end.

The trajectory gets trapped between them the ν -axis and $\tau\nu = -1$. Then $\tau \rightarrow 0$ and $\nu \rightarrow -\infty$, and this happens as $s \rightarrow -\infty$, since $0 < \tau' < 1$. So the curve X is convex, Minkowski-finite in one direction and Minkowski-infinite in the other, with k increasing from 0 to ∞ .

To get a better description of the curves X , we look at the ODE for ξ as a function of η ,

$$\xi''(\eta) = \xi'(\eta)(\eta\xi'(\eta) + \xi(\eta)).$$

Here the function $\xi'(\eta)e^{-\eta\xi(\eta)}$ is constant and by applying a hyperbolic rotation, we can assume the constant is 1 (which corresponds to $\langle X, X \rangle = 2\theta$). So we are left with the ODE

$$\xi'(\eta) = e^{\eta\xi(\eta)}.$$

It is easy to see that all solutions cross the ξ -axis. This corresponds to the fact that each (τ, ν) -trajectory crosses the line $\tau = -\nu$. By symmetry, it suffices to look at curves such that $\xi(0) \geq 0$. Each one of them blows up for a finite positive value of η . When we go in the negative η direction, two things can happen:

The curve crosses the η axis and goes to $-\infty$ for a finite negative value of η . It is then of the first kind in the trichotomy above. Under the flow, it goes from the η -axis, as $t \rightarrow -\infty$, to the ξ -axis, as $t \rightarrow \infty$.

The curve is bounded from below by a nonnegative number L . The curve is of the second kind when $L > 0$, and of the third kind when $L = 0$. Under the flow, it goes from the η -axis, as $t \rightarrow -\infty$, and out to infinity, as $t \rightarrow \infty$.

□

9. HYPERBOLIC ROTATION AND DILATION

Here we assume neither a nor b is 0, so X satisfies the full equation $k = a\tau - b\nu$. As we saw earlier, the screw-dilation factor is $((2bt + 1)^{\frac{b+a}{2b}}, (2bt + 1)^{\frac{b-a}{2b}})$. The dilation is a contraction when $b < 0$ and an expansion when $b > 0$.

Theorem 9.1. *There are seven types of curves which move under a hyperbolic rotation and contraction, including the exact solution*

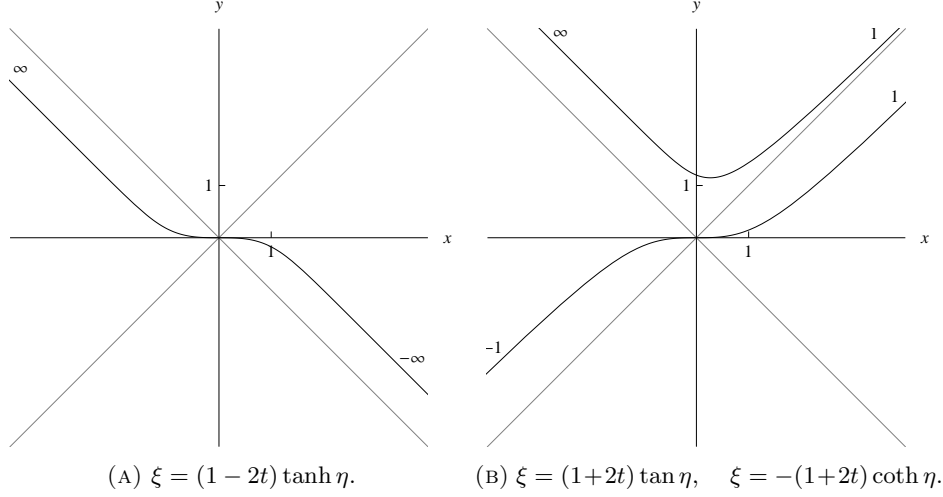
- $\xi = (1 - 2t) \tanh \eta$, $t < \frac{1}{2}$, with $k = -\tanh s$, $-\frac{\pi}{2} < s < \frac{\pi}{2}$, at $t = 0$.

There are eighteen types of curves which move under a hyperbolic rotation and expansion, including the exact solutions

- $\xi = (1 + 2t) \tanh \eta$, $t > -\frac{1}{2}$, with $k = \tanh s$ at $t = 0$,
- $\xi = -(1 + 2t) \coth \eta$, $t > -\frac{1}{2}$, with $k = \coth s$, $s > 0$, at $t = 0$.

The curves appear in Figures 6a, 7b, 8b, and Figures 6b, 9b, 9c, 10b, 10c, respectively.

Proof. We start with the special case $a^2 = b^2$, where the screw-dilation is just a linear dilation in one of the variables ξ and η . By scaling the curve and possibly reflecting it across the y -axis, it suffices to consider $a = b = \pm 1$. The screw-dilation

FIGURE 6. Hyperbolic rotation and dilation, $a = b = \mp 1$.

factor is $(2bt + 1, 1)$, so under the flow the curve simply scales linearly in the ξ -variable. The curves we find below are unique, up to a hyperbolic rotation and a translation in η .

Assume $a = b = -1$, i.e., dilation towards the η -axis. Then $k = -\tau + \nu$ and the ODE for ξ as a function of η is

$$\xi''(\eta) = -2\xi(\eta)\xi'(\eta).$$

This gives $\xi'(\eta) = -\xi(\eta)^2 + A$, and since $\xi(\eta)$ is increasing, we must take $A > 0$. By applying a hyperbolic rotation, we can assume $A = 1$. The solution is $\xi = \tanh \eta$, shown in Figure 6a. This curve has finite Minkowski-length π (which decreases under the flow) and $k = -\tan s$, $-\frac{\pi}{2} < s < \frac{\pi}{2}$. The solution to the flow is

$$\xi = (1 - 2t) \tanh \eta, \quad t < \frac{1}{2}.$$

It goes from the ξ -axis, as $t \rightarrow -\infty$, to the η -axis, as $t \rightarrow \frac{1}{2}$.

Assume $a = b = 1$, i.e., dilation away from the η -axis. Then $k = \tau - \nu$ and the ODE for ξ as a function of η is

$$\xi''(\eta) = 2\xi(\eta)\xi'(\eta).$$

This gives $\xi'(\eta) = \xi(\eta)^2 + A$. By applying a hyperbolic rotation, it suffices to look at $A = 1$, $A = 0$ and $A = -1$.

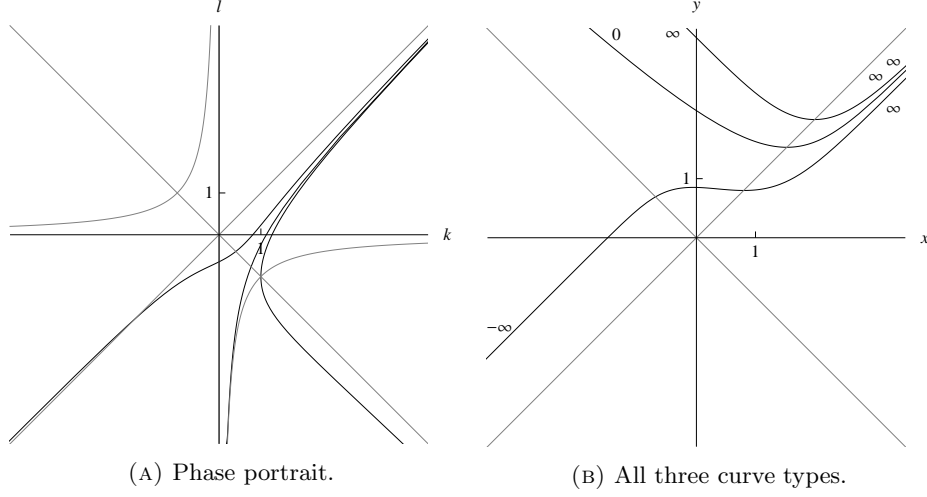
When $A = 0$, we just get the space-like unit hyperbola $\xi = -\frac{1}{\eta}$, and the motion is the same as before (since the hyperbolic rotation is vacuous).

When $A = 1$, the solution is $\xi = \tan \eta$, shown in Figure 6b. It has infinite Minkowski-length and $k = \tanh s$. The solution to the flow is

$$\xi = (1 + 2t) \tan \eta, \quad t > -\frac{1}{2}.$$

It goes from the broken line $\{\xi \leq 0, \eta = -\frac{\pi}{2}\} \cup \{\xi = 0, -\frac{\pi}{2} \leq \eta \leq \frac{\pi}{2}\} \cup \{\xi \geq 0, \eta = \frac{\pi}{2}\}$, as $t \rightarrow -\frac{1}{2}$, to the ξ -axis, as $t \rightarrow \infty$.

When $A = -1$, the solution is $\xi = -\coth \eta$, $\eta < 0$, (or its reflection across the origin), shown in Figure 6b. This curve is Minkowski-finite in one direction and

FIGURE 7. Hyperbolic rotation and contraction, $a = 1$, $b = -\frac{1}{2}$.

Minkowski-infinite in the other, with $k = \coth s$, $s > 0$. The solution is

$$\xi = -(1 + 2t) \coth \eta, \quad t > -\frac{1}{2}.$$

It goes from the broken line $\{\xi = 0, \eta \leq 0\} \cup \{\xi \geq 0, \eta = 0\}$, as $t \rightarrow -\frac{1}{2}$, and out to infinity, as $t \rightarrow \infty$.

Now consider the case where $a^2 \neq b^2$. Here we will for simplicity work with the system in k and l , i.e.,

$$(9.1) \quad \begin{cases} k' = a + kl \\ l' = -b + k^2, \end{cases}$$

where $(k + hl) = (a - hb)(\tau + h\nu)$. Note that the ODE for ξ as a function of η can also be written as

$$(9.2) \quad \frac{d}{d\eta} \left(\xi(\eta) \eta^{\frac{a+b}{a-b}} \right) = \frac{\eta^{\frac{2b}{a-b}}}{a-b} \frac{\xi''(\eta)}{\xi'(\eta)}.$$

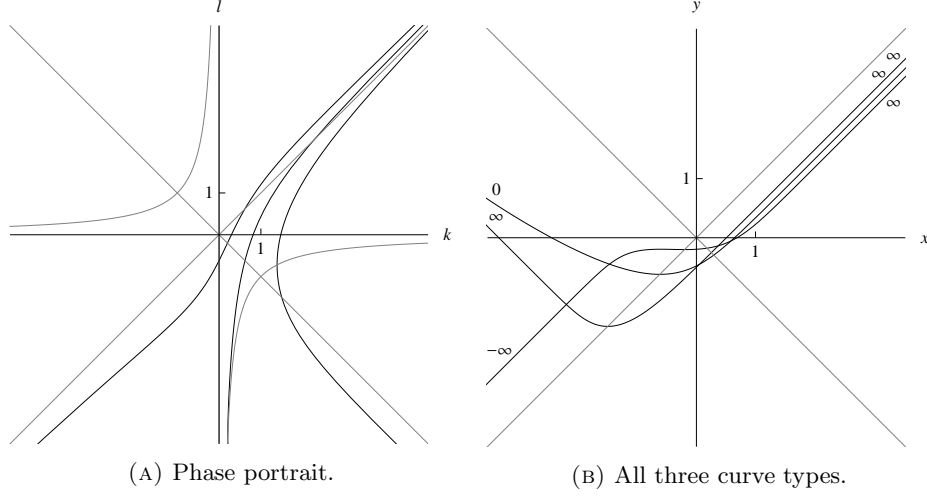
We already saw a special case of this for rotating curves ($b = 0$).

By scaling and reflecting the curve, we may assume $a = 1$. We look separately at the cases where $b < 0$ and $b > 0$.

First assume $b < 0$ and write $b = -\beta^2$ where $\beta > 0$. The system (9.1) then takes the form

$$\begin{cases} k' = 1 + kl \\ l' = \beta^2 + k^2. \end{cases}$$

The phase portrait appears in Figures 7a, 8a. This system behaves similarly to the (τ, ν) -system for the rotating curves, which is of course nothing but the special case $\beta = 0$. There are no fixed points and l is strictly increasing. Each trajectory in the right half-plane ($k > 0$) has k and l going to ∞ for a finite value of s . When we follow a trajectory in the backwards direction, three things can happen:

FIGURE 8. Hyperbolic rotation and contraction, $a = 1$, $b = -2$.

The trajectory crosses the l -axis. Then, by symmetry, k and l go to $-\infty$ for a finite s . The corresponding curve X has finite Minkowski-length (which decreases under the flow) with the curvature k increasing from $-\infty$ to ∞ , so the curve has an inflection point.

The trajectory crosses the curve $kl = -1$. Then $k \rightarrow \infty$, $l \rightarrow -\infty$ for a finite s . The curve X is convex with finite Minkowski-length and $k \rightarrow \infty$ on each end.

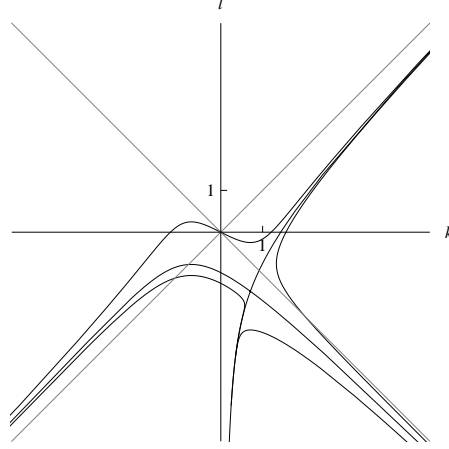
The trajectory gets trapped between the l -axis and $kl = -1$. Then $k \rightarrow 0$ and $l \rightarrow -\infty$, and this happens as $s \rightarrow -\infty$, since $0 < k' < 1$. So the curve X is convex, Minkowski-finite in one direction and Minkowski-infinite in the other, with k increasing from 0 to ∞ .

As in the case of rotating curves, each of these trajectories crosses the line $k = -l$, which corresponds to X crossing the ξ -axis. When $\beta > 1$, each trajectory also crosses the line $k = l$, corresponding to X crossing the η -axis. However, when $\beta < 1$, this only happens to the trajectories of the first kind above, just like in the case of rotating curves. This difference should not be too surprising, considering that the screw-dilation factor has the form $\left((1 - 2\beta^2 t)^{\frac{\beta^2 - 1}{2\beta^2}}, (1 - 2\beta^2 t)^{\frac{\beta^2 + 1}{2\beta^2}} \right)$, so the behavior of the ξ -component is quite different for $\beta < 1$ and $\beta > 1$. The curves can be seen in Figures 7b, 8b.

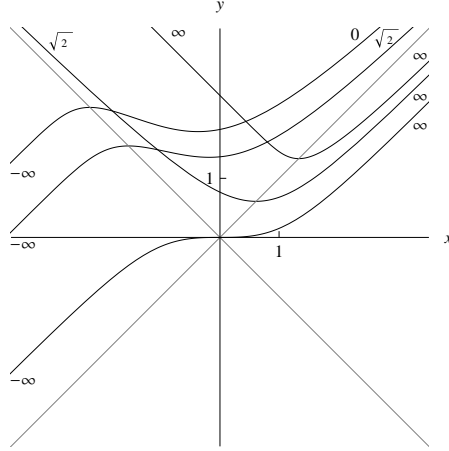
Now, assume $b > 0$ and write $b = \beta^2$ where $\beta > 0$. Then the system takes the form

$$\begin{cases} k' = 1 + kl \\ l' = k^2 - \beta^2. \end{cases}$$

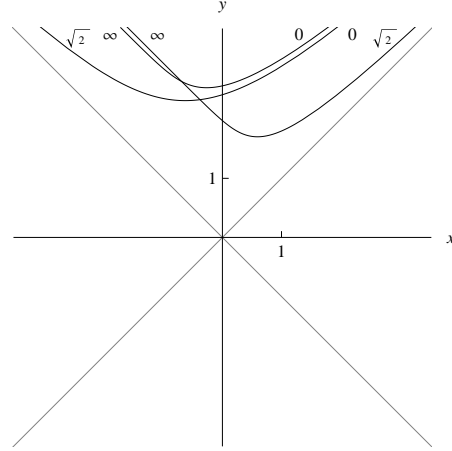
In the right half of the phase plane, we have a fixed point $(\frac{1}{\beta}, -\beta)$, which corresponds to X being the expanding hyperbola, making the rotation vacuous. The fixed point is a saddle point. There are two trajectories coming into it, two coming out of it, and between these four curves we have four families of curves, as can be seen in the phase portraits in Figures 9a, 10a. So there are eight types of curves (excluding the hyperbola). As before, the curves show different behavior depending on whether



(A) Phase portrait.



(B) Five curve types.



(C) Three curve types.

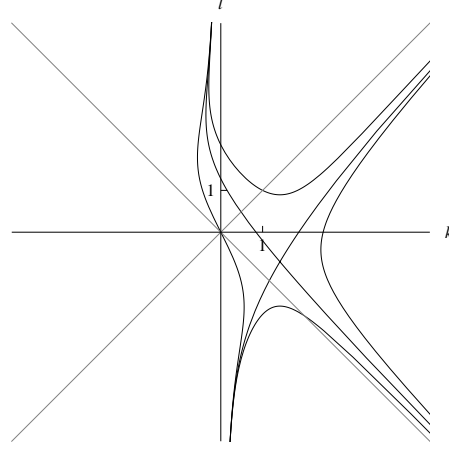
FIGURE 9. Hyperbolic rotation and expansion, $a = 1$, $b = \frac{1}{2}$.

$\beta < 1$ or $\beta > 1$. Instead of describing each of these sixteen curve types in detail, we refer to Figures 9b, 9c, 10b, 10c. We just mention that by (9.2), when $\beta > 1$, the function $\xi(\eta)\eta^{-\frac{\beta^2+1}{\beta^2-1}}$ is decreasing for $\eta > 0$, preventing ξ from blowing up for a finite positive η .

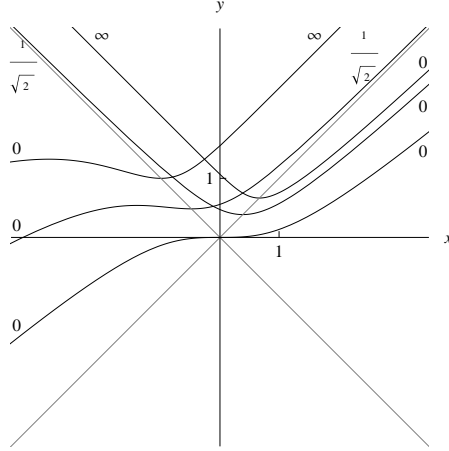
□

10. HYPERBOLIC ROTATION, DILATION AND TRANSLATION

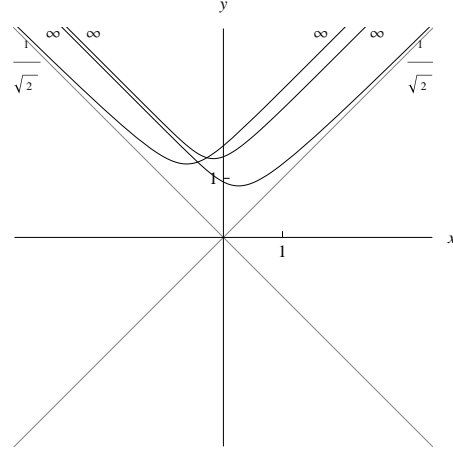
The only self-similar motion under the flow that remains to be investigated is the one with $a = b \neq 0$ and $C = (0, c)$, i.e., dilation with factor $(1 + 2bt)$ in the ξ -variable and translation of $\frac{c}{2b} \log(2bt + 1)$ in the η -variable. By scaling the curve if necessary, we may assume $|b| = 1$. By applying a hyperbolic rotation to X and reflecting it across the origin if necessary, we can assume $C = (0, 1)$.



(A) Phase portrait.



(B) Five curve types.



(C) Three curve types.

FIGURE 10. Hyperbolic rotation and expansion, $a = 1$, $b = 2$.

Theorem 10.1. *There are eight types of curves that move under a combination of hyperbolic rotation, dilation and translation. Five of them are expanding and three contracting, given respectively by the equations*

$$\eta = \pm \frac{1}{2} \int \frac{e^\xi}{e^\xi \xi - e^\xi + A} d\xi,$$

for different values of the constant A .

These curves appear in Figures 11b and 11c.

Proof. Instead of looking separately at the cases $b = 1$ and $b = -1$, we will only consider $b = 1$ and find both the space-like and time-like curves that satisfy the corresponding equation. Reflecting the time-like curves across the ξ -axis then gives the space-like curves with $a = b = -1$ and $C = (0, 1)$.

Now, the ODE for ξ as a function of η is

$$\xi''(\eta) = \xi'(\eta)(2\xi(\eta) - \xi'(\eta)).$$

Direct calculations show that the function $e^\xi(\frac{1}{2}\xi' - \xi + 1)$ is constant. If we call the constant A , we have

$$(10.1) \quad \xi' = 2\xi - 2 + 2Ae^{-\xi}.$$

The phase portrait of (ξ, ξ') can be seen in Figure 11a. By separation of variables, the curves are given by the integral

$$(10.2) \quad \eta = \frac{1}{2} \int \frac{e^\xi}{e^\xi \xi - e^\xi + A} d\xi.$$

We divide the values of A into a few cases, depending on the number of zeros in the denominator.

- When $A \leq 0$, the denominator has a single root. We get a convex space-like curve and a convex time-like curve.
- When $0 < A < 1$, the denominator has two single roots. We get two convex space-like curves and a time-like curve with an inflection point.
- When $A = 1$, the denominator has a double root. We get two convex space-like curves.
- When $A > 1$, the denominator has no roots. We get a space-like curve with an inflection point.

The curvature is given by

$$k = \frac{1 - Ae^{-\xi}}{(2\xi - 2 + 2Ae^{-\xi})^{\frac{1}{2}}}$$

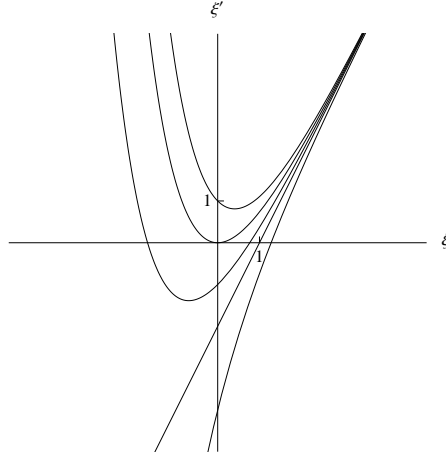
which follows from (3.4) and (10.1). The three curves at the top Figure 11b have the same curvature limits so we consider them as being of the same type. \square

In the special case $A = 0$, the curves are the space-like $\xi = e^{2\eta} + 1$ and the time-like $\xi = -e^{2\eta} + 1$, which after reflection becomes the space-like $\xi = -e^{-2\eta} + 1$. Note that in Section 5 we saw that the curve $\xi = e^{2\eta} + 1$ translates with constant velocity vector $2h_+$ under the flow. For this curve, the two self-similar motions turn out to be the same (up to reparametrization), although one of them is defined only for $t > -\frac{1}{2}$ and the other one for all $t \in \mathbf{R}$. Similarly, the self-similar motion of $\xi = -e^{-2\eta} + 1$ is identical (up to reparametrization) to the translation with constant velocity vector $-2h_+$, even though the former is only defined for $t < \frac{1}{2}$. The reason for this is explained in the Appendix.

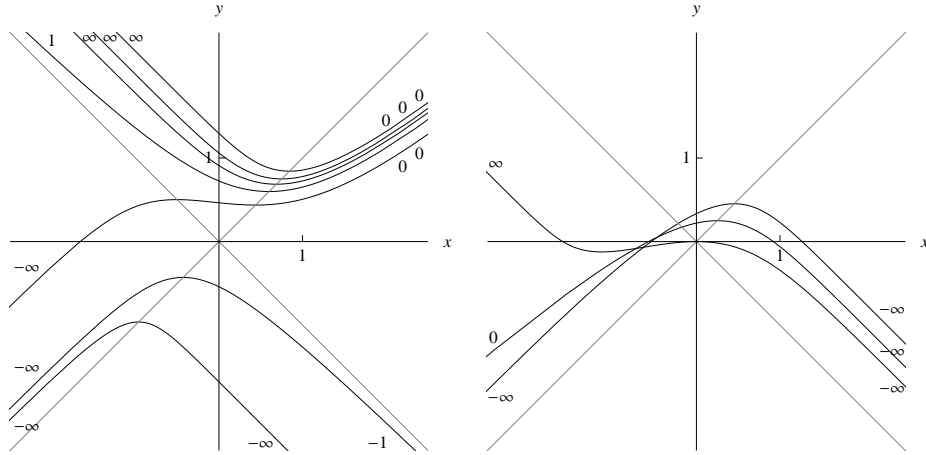
The space-like solution when $A = 0$ comes out of the smooth curve $\xi = e^{2\eta}$ at time $t = -\frac{1}{2}$. Something similar holds for other values of A . Let λ_A be the biggest root in the denominator of (10.2) (or $\lambda_A = 0$ if $A > 1$) and take any $\mu_A > \lambda_A$. Then we have a space-like solution which at time t is given by

$$\eta = \frac{1}{2} \log(2t + 1) + \frac{1}{2} \int_{\mu_A}^{\frac{\xi}{2t+1}} \frac{e^u}{e^u u - e^u + A} du, \quad \xi > (2t + 1)\lambda_A.$$

By direct calculations, it can be shown that for each $\xi > 0$, the right hand side converges to $\frac{1}{2} \log \xi + C(A, \mu_A)$, as $t \rightarrow -\frac{1}{2}$, where C is a constant that we can get rid of by translating the curve in the η -variable. Hence these solutions also come out of the curve $\xi = e^{2\eta}$ at time $t = -\frac{1}{2}$. So for each A , there is a different



(A) Phase portrait of (ξ, ξ') , showing the trajectories for $A = \frac{3}{2}$, $A = 1$, $A = \frac{1}{2}$, $A = 0$ and $A = -1$ (in order of decreasing ξ' -intercept).



(B) In order of decreasing y -intercept, $A = -1, 0, \frac{1}{2}, 1, \frac{3}{2}, 1, \frac{1}{2}$.

(C) In order of decreasing y -intercept, $A = -1, 0, \frac{1}{2}$.

FIGURE 11. Hyperbolic rotation, dilation and translation, $C = h_-$ and $a = b = \pm 1$ on the left and right, respectively.

self-similar solution to the flow coming out of the space-like curve $\xi = e^{2\eta}$, the one with $A = 0$ coinciding with the translating solution. This non-uniqueness of the flow should not be too surprising, as this curve is Minkowski-finite in one direction where its curvature blows up.

11. OTHER EXACT SOLUTIONS

We conclude this paper with the derivation of three simple exact solutions to the flow that are not self-similar.

Recall that by Lemma 3.1, if $y(x, t)$ is a solution in the Euclidean plane which is analytic and even in x , then $\hat{y}(x, t) = y(ix, -t)$ is a solution in the Minkowski plane, where $i^2 = -1$. We have already seen examples of this. The shrinking circle

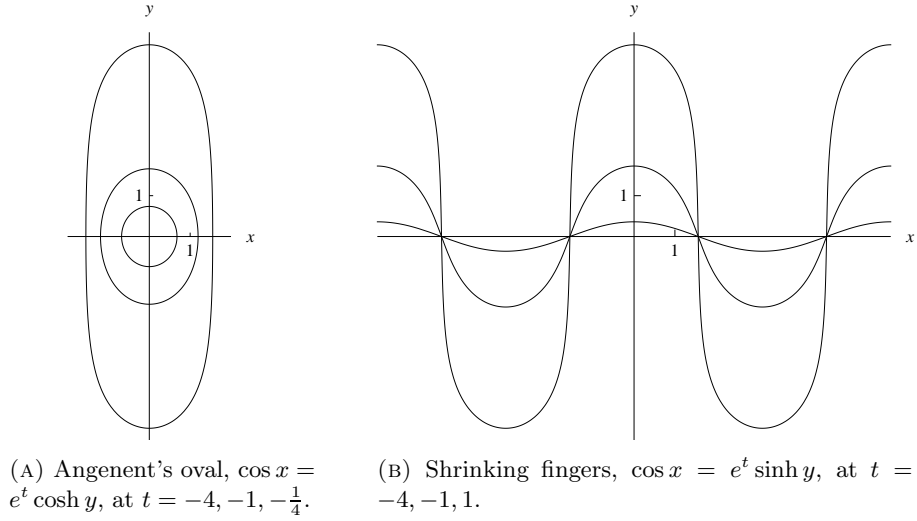


FIGURE 12. Exact non-self-similar solutions in the Euclidean plane.

in the Euclidean plane,

$$x^2 + y^2 = -2t, \quad t < 0,$$

transforms into the expanding space-like hyperbola in the Minkowski plane,

$$-x^2 + y^2 = 2t, \quad t > 0.$$

The downward translating Grim Reaper in the Euclidean plane,

$$\cos x = e^{y+t}, \quad t \in \mathbf{R},$$

becomes the space-like upward translating solution in the Minkowski plane, that we found in Section 5,

$$\cosh x = e^{y-t}, \quad t \in \mathbf{R}.$$

The same method works if the Euclidean solution is analytic and odd in x if we are able to cancel out the extra i factor that we get. In the presence of a factor of e^t , this can be done by a complex translation in t , since $e^{i\frac{\pi}{2}} = i$. As an example, note that by translating the Grim Reaper in the x variable, we can write it as

$$\sin x = e^{y+t}, \quad t \in \mathbf{R}.$$

If we replace x by ix and t by $-t + i\pi/2$ in this equation, we get the time-like upward translating solution in the Minkowski plane from Section 5,

$$\sinh x = e^{y-t}, \quad t \in \mathbf{R}.$$

Now, in the Euclidean plane, two examples are known of exact solutions to the flow which are not self-similar. They are Angenent's oval/paperclip [2],

$$\cos x = e^t \cosh y, \quad t < 0,$$

and its sister solution, the shrinking fingers [3], [16],

$$\cos x = e^t \sinh y, \quad t \in \mathbf{R},$$

which can be seen in Figure 12.

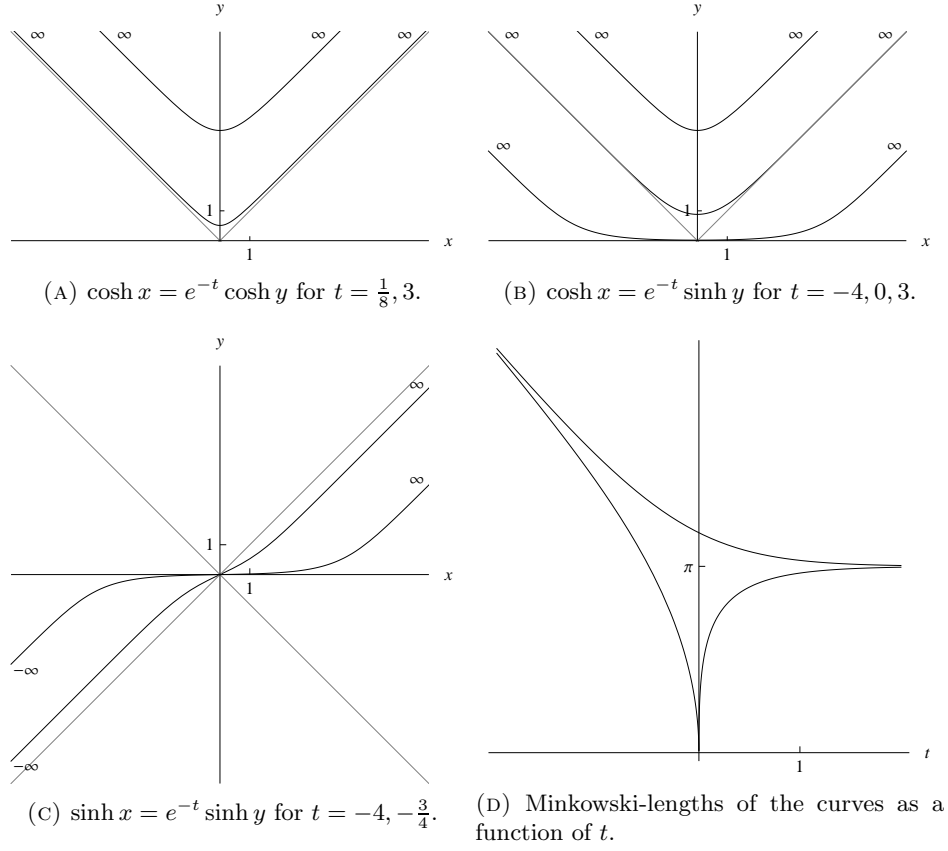


FIGURE 13. Exact non-self-similar solutions in the Minkowski plane.

By applying the transformations to these solutions (i.e., replacing $\cos x$ with either $\cosh x$ or $\sinh x$ and swapping the sign of t), we get three exact space-like solutions in the Minkowski-plane.

Theorem 11.1. *The following are space-like solutions to the MCF in the Minkowski plane:*

- $\cosh x = e^{-t} \cosh y, \quad t > 0,$
- $\cosh x = e^{-t} \sinh y, \quad t \in \mathbf{R},$
- $\sinh x = e^{-t} \sinh y, \quad t < 0.$

The curves appear in Figures 13a, 13b, 13c. The transformations actually yield four solutions, but the fourth one is just the time-like reflection of the second one across the ξ -axis. Each solution behaves like a self-similar solution near each of the two boundaries of the time interval where it is defined, serving as some sort of interpolation between them.

The first solution consists of a curve in the upper half-plane (and its reflection across the x -axis) and it behaves like the expanding hyperbola $y^2 = x^2 + 2t$ for t close to 0, and like the upward translating solution $\cosh x = e^{-t+y}$ for t close to ∞ . The Minkowski-length of the curve is finite and increases with t from 0 to π .

The second solution behaves like the right and leftward translating solutions $e^{\mp x} = e^{-t} \sinh y$ for t close to $-\infty$, and like the upward translating solution $\cosh x = e^{-t+y}$ for t close to ∞ . The Minkowski-length of the curve is finite and decreases with t down to the limit π .

The third solution behaves like the right and leftward translating solutions $\mp e^{\mp x} = e^{-t} \sinh y$ for t close to $-\infty$, and converges to the ξ -axis as $t \rightarrow 0$, in a manner similar to the screw-contracting solution $x - y = -t \tanh \frac{x+y}{2}$. The Minkowski-length of the curve is finite and decreases with t down to 0.

Note that the curvature of the first and third solution is (for different signs of t) given by the equation

$$2k^2 = \cosh 2\theta + \coth t,$$

whereas for the second solution we have

$$2k^2 = \cosh 2\theta + \tanh t.$$

In comparison, the curvatures of Angenent's oval and the shrinking fingers are respectively given by

$$2k^2 = \cos 2\theta - \coth t, \quad 2k^2 = \cos 2\theta - \tanh t.$$

Hence, these two sets of solutions also correspond to one another under the transformation from Lemma 3.2.

APPENDIX

In this Appendix we find all space-like curves in the Minkowski plane which are invariant under some self-similar motion.

As a warm up, we solve the same task for curves in the Euclidean plane. Let $X : I \rightarrow \mathbf{R}^2$ be a curve in the Euclidean plane. A self-similar motion of X is a map $\hat{X} : I \times J \rightarrow \mathbf{R}^2$ of the form

$$\hat{X}(u, t) = g(t)e^{if(t)}X(u) + H(t).$$

Here J is an interval containing 0 and $f, g : J \rightarrow \mathbf{R}$ and $H : J \rightarrow \mathbf{R}^2$ are differentiable functions s.t. $f(0) = 0$, $g(0) = 1$ and $H(0) = 0$, and hence $\hat{X}(u, 0) = X(u)$. The function f determines the rotation, g determines the dilation and H is the translation term.

The self-similar motion leaves the curve invariant if and only if

$$\left\langle \frac{\partial \hat{X}}{\partial t}(u, t), N(u, t) \right\rangle = 0,$$

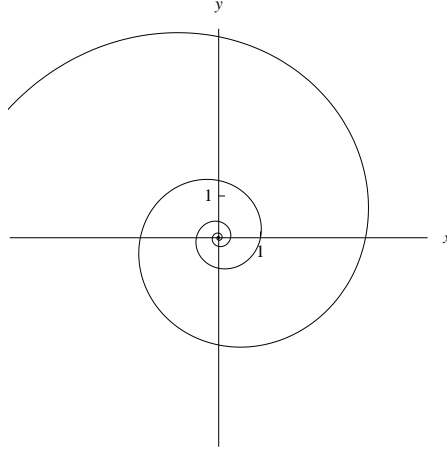
or equivalently

$$\begin{aligned} g(t)f'(t)\langle X(u), T(u) \rangle + g'(t)\langle X(u), N(u) \rangle \\ + \langle e^{-if(t)}H'(t), N(u) \rangle = 0, \end{aligned}$$

for all $u \in I$, $t \in J$. Here $T = X_s$ is the unit tangent (s is the Euclidean arc-length) and $N = iT$ is the leftward pointing unit normal. By looking at this equation at time $t = 0$, we see that X has to satisfy

$$(11.1) \quad a\langle X, T \rangle + b\langle X, N \rangle + \langle C, N \rangle = 0,$$

where $a = f'(0)$, $b = g'(0)$ and $C = H'(0)$. Satisfying an equation of this form is also a sufficient condition for X to be invariant under a self-similar motion. To see that, we look at a few cases.

FIGURE 14. Logarithmic spiral with $\frac{a}{b} = 5$.

When $(a, b) = (0, 0)$ and $C \neq 0$, Equation (11.1) reduces to $\langle C, N \rangle = 0$, so X is any straight line with direction vector C , which is of course invariant under any translation in direction C .

When $(a, b) \neq (0, 0)$ and $C = 0$, we introduce the functions $\tau = \langle X, T \rangle$ and $\nu = \langle X, N \rangle$. Much like their Minkowski counterparts, they always satisfy

$$\begin{aligned}\tau_s &= 1 + k\nu \\ \nu_s &= -k\tau,\end{aligned}$$

where $k = \langle T_s, N \rangle$ is the signed curvature. Here (11.1) becomes $a\tau + b\nu = 0$. The case $b = 0$ yields $\tau = 0$, so X is a circle with center at the origin, which is of course invariant under any rotation around the origin. Now assume $b \neq 0$. Then we note that $\frac{d}{ds}(b\tau - a\nu) = b$ so $b\tau - a\nu = bs$ and hence $\tau = \frac{b^2}{a^2+b^2}s$, $\nu = -\frac{ab}{a^2+b^2}s$ and $k = \frac{a}{bs}$. Therefore, the curve is given by the formula

$$X = (\tau + i\nu)e^{i \int k ds} = \frac{b}{b+ia}s^{\frac{b+ia}{b}}, \quad s > 0.$$

These curves are called *logarithmic spirals* (Figure 14) and they remain invariant under any combination of rotation and dilation such that $bg(t)f'(t) = ag'(t)$, i.e., $e^{bf(t)} = g(t)^a$. When $a = 0$, the spiral reduces to a straight line through origin, which is invariant under any scaling.

When $(a, b) \neq (0, 0)$ and $C \neq 0$, we can get rid of the translation term C from (11.1) by translating X by the fixed vector $\frac{C}{b+ia}$. Then we are back in the case above, so X is a logarithmic spiral (circle/line) with center at $-\frac{C}{b+ia}$.

So we have proved the following.

Theorem 11.2. *The only curves in the Euclidean plane that are invariant under a self-similar motion are*

- *lines, invariant under translations along their direction vector and dilations about a point on the line,*
- *circles, invariant under rotations around their midpoint,*

- *logarithmic spirals*, $X = \frac{1}{1+i\alpha} s^{1+i\alpha}$, invariant under any combination of rotation and dilation such that $e^{f(t)} = g(t)^\alpha$.

Now we move to the Minkowski plane. Let $X : I \rightarrow \mathbf{R}^{1,1}$ be a space-like curve in the Minkowski plane. The self-similar motion given by (4.1) leaves the curve invariant if and only if

$$\left\langle \frac{\partial \hat{X}}{\partial t}(u, t), N(u, t) \right\rangle = 0,$$

or equivalently,

$$\begin{aligned} g(t)f'(t)\langle X(u), T(u) \rangle - g'(t)\langle X(u), N(u) \rangle \\ - \langle e^{-hf(t)}H'(t), N(u) \rangle = 0, \end{aligned}$$

which at time $t = 0$ results in

$$(11.2) \quad a\langle X, T \rangle - b\langle X, N \rangle - \langle C, N \rangle = 0.$$

Satisfying an equation of this form is also a sufficient condition for X to be invariant under a self-similar motion. To see that, we look separately at a few cases.

When $(a, b) = (0, 0)$ and $C \neq 0$, we have $\langle C, N \rangle = 0$ so X is any straight line with direction vector C , which is of course invariant under any translation in direction C .

Assume $(a, b) \neq (0, 0)$ and $C = 0$. Then Equation (11.2) reduces to $a\tau - b\nu = 0$. When $b = 0$, we have $\tau = 0$ so X is a hyperbola (asymptotic to the light-like axes), which is invariant under any hyperbolic rotation. When $a = 0$, we have $\nu = 0$ so X is a line through the origin, which is invariant under any scaling. In the general case, note that $\frac{d}{ds}(b\tau - a\nu) = b$ so $b\tau - a\nu = bs$. This has no solutions when $a^2 = b^2$, but when $a^2 \neq b^2$ we get $\tau = \frac{b^2}{b^2 - a^2}s$, $\nu = \frac{ab}{b^2 - a^2}s$ and $k = \frac{a}{bs}$. Therefore, the curve is given by the formula

$$X = (\tau - h\nu)e^{\int k ds} = \frac{b}{b + ha}s^{\frac{b+ha}{b}}, \quad s > 0.$$

In the diagonal basis, it takes the form

$$\xi = \frac{b}{b+a}s^{\frac{b+a}{b}}, \quad \eta = \frac{b}{b-a}s^{\frac{b-a}{b}}, \quad s > 0.$$

These Minkowski-analogues of the logarithmic spirals are invariant under any combination of hyperbolic rotation and dilation such that $bg(t)f'(t) = ag'(t)$, i.e., $e^{bf(t)} = g(t)^a$. They show different behavior depending on whether $a^2 < b^2$ or $a^2 > b^2$, as can be seen in Figure 15.

Assume $(a, b) \neq (0, 0)$ and $C \neq 0$. When $a^2 \neq b^2$, we can get rid of the translation term C from Equation (11.2) by translating the curve X by the fixed vector $\frac{C}{b+ha}$. Then we are back to the case above, so X is one of those curves centered at $-\frac{C}{b+ha}$. We are left with the case $a^2 = b^2$. By reflecting across the y -axis if necessary, we may assume $a = b$. By translating X along the ξ -axis, we can cancel out the ξ -component of C , so we may assume C only has a η -component, i.e., $C = (0, c)$. By applying a hyperbolic rotation to X and reflecting across the origin if necessary, we can assume $c = b$. Then Equation (11.2) takes the form $\tau - \nu - \langle (0, 1), N \rangle = 0$. The equivalent ODE for ξ as a function of η is $\xi'(\eta) = 2\xi(\eta)$, whose solution is $\xi = e^{2\eta}$. This curve is invariant under any combination of hyperbolic rotation, dilation and

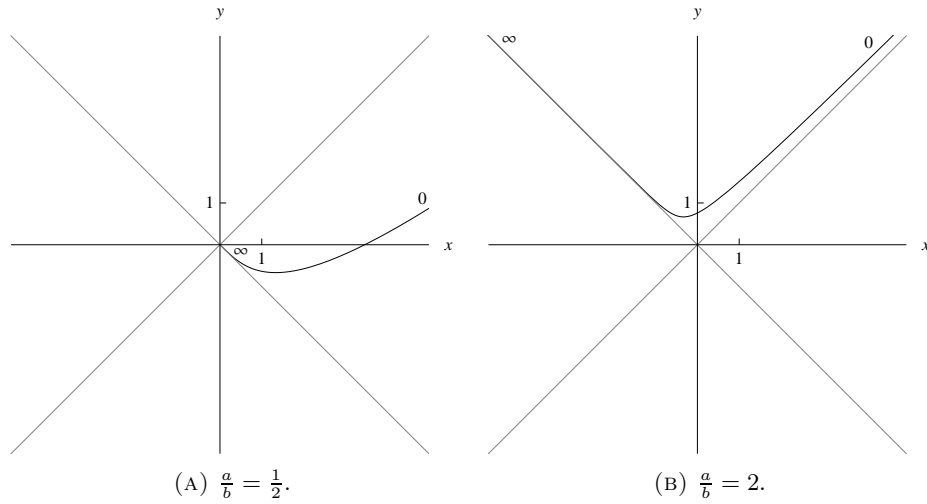


FIGURE 15. Minkowski analogues of logarithmic spirals.

translation such that $g(t) = e^{f(t)}$ and $H(t) = (0, f(t))$. Here the screw-dilation factor has the form $g(t)e^{hf(t)} = (e^{2f(t)}, 1)$, so it is just a dilation in the ξ -variable.

So we have proved the following.

Theorem 11.3. *The only curves in the Minkowski plane that are invariant under a self-similar motion are*

- *lines, invariant under translations along their direction vector and dilations about a point on the line,*
- *hyperbolas with light-like asymptotes, invariant under hyperbolic rotations around their midpoint,*
- *Minkowski analogues of logarithmic spirals, $X = \frac{1}{1+h\alpha} s^{1+h\alpha} = \left(\frac{s^{1+\alpha}}{1+\alpha}, \frac{s^{1-\alpha}}{1-\alpha} \right)$, invariant under any combination of hyperbolic rotation and dilation such that $e^{f(t)} = g(t)^\alpha$,*
- *the curve $\xi = e^{2\eta}$, invariant under any combination of hyperbolic rotation, dilation and translation such that $g(t) = e^{f(t)}$ and $H(t) = (0, f(t))$.*

ACKNOWLEDGEMENTS

I would like to thank my friend Eric Marberg for reading over the draft and providing valuable feedback. I would also like to thank my advisor, Tobias Colding, for guidance and support.

REFERENCES

1. Mark A. S. Aarons, *Mean curvature flow with a forcing term in Minkowski space*, Calc. Var. Partial Differential Equations **25** (2006), no. 2, 205–246. MR 2188747 (2006h:53057)
2. Sigurd B. Angenent, *Shrinking doughnuts*, Nonlinear diffusion equations and their equilibrium states, 3 (Gegynog, 1989), Progr. Nonlinear Differential Equations Appl., vol. 7, Birkhäuser Boston, Boston, MA, 1992, pp. 21–38. MR 1167827 (93d:58032)
3. Philip Broadbridge and Peter Vassiliou, *The role of symmetry and separation in surface evolution and curve shortening*, SIGMA Symmetry Integrability Geom. Methods Appl. **7** (2011), Paper 052, 19. MR 2804584 (2012f:53134)

4. Francesco Catoni, Dino Boccaletti, Roberto Cannata, Vincenzo Catoni, and Paolo Zampetti, *Geometry of Minkowski space-time*, Springer Briefs in Physics, Springer, Heidelberg, 2011. MR 2797703 (2011m:83001)
5. Qi Ding, *Entire spacelike translating solitons in minkowski space*, preprint (2012), arXiv:1204.1826.
6. Klaus Ecker, *On mean curvature flow of spacelike hypersurfaces in asymptotically flat space-times*, J. Austral. Math. Soc. Ser. A **55** (1993), no. 1, 41–59. MR 1231693 (94f:35139)
7. ———, *Interior estimates and longtime solutions for mean curvature flow of noncompact spacelike hypersurfaces in Minkowski space*, J. Differential Geom. **46** (1997), no. 3, 481–498. MR 1484889 (98j:58034)
8. ———, *Mean curvature flow of spacelike hypersurfaces near null initial data*, Comm. Anal. Geom. **11** (2003), no. 2, 181–205. MR 2014875 (2004k:53098)
9. Klaus Ecker and Gerhard Huisken, *Parabolic methods for the construction of spacelike slices of prescribed mean curvature in cosmological spacetimes*, Comm. Math. Phys. **135** (1991), no. 3, 595–613. MR 1091580 (92g:53058)
10. M. Gage and R. S. Hamilton, *The heat equation shrinking convex plane curves*, J. Differential Geom. **23** (1986), no. 1, 69–96. MR 840401 (87m:53003)
11. Hoeskuldur P. Halldorsson, *Helicoidal surfaces rotating/translating under the mean curvature flow*, Geom. Dedicata (2012), Published online March 17.
12. ———, *Self-similar solutions to the curve shortening flow*, Trans. Amer. Math. Soc. **364** (2012), no. 10, 5285–5309. MR 2931330
13. Gerhard Huisken and Shing-Tung Yau, *Definition of center of mass for isolated physical systems and unique foliations by stable spheres with constant mean curvature*, Invent. Math. **124** (1996), no. 1-3, 281–311. MR 1369419 (96m:53037)
14. Huai-Yu Jian, *Translating solitons of mean curvature flow of noncompact spacelike hypersurfaces in Minkowski space*, J. Differential Equations **220** (2006), no. 1, 147–162. MR 2182083 (2006i:53095)
15. Huaiyu Jian, Hongjie Ju, Yannan Liu, and Wei Sun, *Symmetry of translating solutions to mean curvature flows*, Acta Math. Sci. Ser. B Engl. Ed. **30** (2010), no. 6, 2006–2016. MR 2778706 (2012a:35122)
16. J. R. King, *Emerging areas of mathematical modelling*, R. Soc. Lond. Philos. Trans. Ser. A Math. Phys. Eng. Sci. **358** (2000), no. 1765, 3–19, Science into the next millennium: young scientists give their visions of the future, Part II. MR 1759647 (2001a:00012)
17. Garret Sobczyk, *The hyperbolic number plane*, College Math. J. **26** (1995), no. 4, 268–280.

MIT, DEPARTMENT OF MATHEMATICS, 77 MASSACHUSETTS AVENUE, CAMBRIDGE, MA 02139-4307.

E-mail address: hph@math.mit.edu