

# Quark mass, scale and volume dependence of topological charge density correlator in Lattice QCD

---

**Abhishek Chowdhury<sup>a</sup>, Asit K. De<sup>a</sup>, A. Harindranath<sup>a</sup>, Jyotirmoy Maiti<sup>b</sup>, Santanu Mondal<sup>\*a</sup>**

<sup>a</sup>*Theory Division, Saha Institute of Nuclear Physics  
1/AF Bidhan Nagar, Kolkata 700064, India*

<sup>b</sup>*Department of Physics, Barasat Government College,  
10 KNC Road, Barasat, Kolkata 700124, India*

E-mail: [santanu.mondal@saha.ac.in](mailto:santanu.mondal@saha.ac.in)

We study the two-point Topological Charge Density Correlator (TCDC) in lattice QCD with two degenerate flavours of naive Wilson fermions and unimproved Wilson gauge action at two values of lattice spacings and different volumes, for a range of quark masses. Configurations are generated with DDHMC algorithm and smoothed with HYP smearing. In order to shed light on the mechanisms leading to the observed suppression of topological susceptibility with respect to the decreasing quark mass and decreasing volume, in this work, we carry out a detailed study of the two-point TCDC. We have shown that, (1) the TCDC is negative beyond a positive core and radius of the core shrinks as lattice spacing decreases, (2) as the volume decreases, the magnitude of the contact term and the radius of the positive core decrease and the magnitude of the negative peak increases resulting in the suppression of the topological susceptibility as the volume decreases, (3) the contact term and radius of the positive core decrease with decreasing quark mass at a given lattice spacing and the negative peak increases with decreasing quark mass resulting in the suppression of the topological susceptibility with decreasing quark mass, (4) increasing levels of smearing suppresses the contact term and the negative peak keeping the susceptibility intact and (5) both the contact term and the negative peak diverge in nonintegrable fashion as lattice spacing decreases.

*The 30th International Symposium on Lattice Field Theory  
June 24 - 29, 2012  
Cairns, Australia*

---

\*Speaker.

## 1. Introduction

As a consequence of the reflection positivity and the pseudoscalar nature of the relevant local operator in Euclidean quantum field theory, the two-point Topological Charge Density Correlator (TCDC) is negative at arbitrary non-zero distances [1]. In the continuum theory, close to the origin the two-point TCDC is negative and singular. From power counting, the singularity  $\sim -|x|^{-8}$  up to possible logarithms and hence is non-integrable. In order to obtain a positive and finite space-time integral (susceptibility), the TCDC should have a positive non-integrable singularity at the origin [1, 2]. However, it is possible to give a rigorous definition of topological susceptibility in Lattice QCD without power divergences using Ginsparg-Wilson fermion [3, 4].

As the authors of Ref. [1] pointed out long time ago, this has non-trivial consequences for the derivation and interpretation of the Witten-Veneziano expression [5] for the  $\eta'$  mass. The negativity of the TCDC also has non-trivial consequences related to the nature of topological charge structure in QCD vacuum [6].

The issues related to two-point TCDC are best studied in the theory rigorously formulated on a Euclidean lattice. However, the lattice theory defined by a particular action may not be reflection positive. Fortunately, this is not a concern for the Wilson fermion. However, the breaking of chiral symmetry by Wilson term may lead to uncanceled divergences in topological susceptibility. Thus it is important to calculate topological susceptibility with Wilson fermion to check whether the cancellation indeed happens so that Wilson lattice QCD belongs to the same universality class as continuum QCD. The lattice operator for the topological charge density  $q(x)$  may extend over several lattice spacings, and thus for sufficiently small  $x$ , the continuum like behaviors are not expected. Nevertheless, continuum properties are expected to emerge as lattice spacings become smaller and smaller. Specifically, on a lattice with lattice spacing  $a$ , TCDC remains positive within a radius  $r_c$ , which is expected to shrink to zero as  $a \rightarrow 0$ . The first investigation of lattice spacing dependence of the radius of the positive core and the negativity beyond the positive core of TCDC in lattice QCD was carried out in Ref. [7] in the context of overlap based topological charge density in quenched QCD. Later, similar study was carried out [8] for a variety of lattice QCD actions with and without quarks where discretization errors appear only at  $\mathcal{O}(a^2)$ .

Flavour singlet axial Ward-Takahashi identity relates the topological susceptibility  $\chi$ , which is the four-volume integral of TCDC, to the chiral condensate in the chiral limit [9, 10]. As a consequence,  $\chi$  vanishes linearly in the quark mass in the chiral limit. Furthermore, at a given value of the quark mass,  $\chi$  is suppressed as volume decreases [10, 11]. As part of an on-going program [12, 13] to study the chiral properties of Wilson lattice QCD (unimproved fermion and gauge actions), recently, we have demonstrated the suppression of topological susceptibility with decreasing quark mass in the case of unimproved Wilson fermion and gauge action [14, 15] where, the suppression of  $\chi$  with decreasing volume was also shown. In order to shed light on the mechanisms leading to these suppressions, in this work, we carry out a detailed study of the two-point TCDC.

## 2. Measurements

We have generated ensembles of gauge configurations by means of DDHMC algorithm [16]

$\beta = 5.6$						
<i>tag</i>	<i>lattice</i>	$\kappa$	<i>block</i>	$N_2$	$N_{trj}$	$\tau$
$A_{2b}$	$16^3 \times 32$	0.158	$8^4$	10	6816	0.5
$B_{1b}$	,,	0.1575	$12^2 \times 6^2$	18	13128	0.5
$B_{3b}$	,,	0.158	$12^2 \times 6^2$	18	13646	0.5
$B_{4b}$	,,	0.158125	$12^2 \times 6^2$	18	11328	0.5
$B_{5b}$	,,	0.15825	$12^2 \times 6^2$	18	12820	0.5
$C_2$	$32^3 \times 64$	0.158	$8^3 \times 16$	8	7576	0.5

$\beta = 5.8$						
<i>tag</i>	<i>lattice</i>	$\kappa$	<i>block</i>	$N_2$	$N_{trj}$	$\tau$
$D_1$	$32^3 \times 64$	0.1543	$8^3 \times 16$	8	9600	0.5
$D_3$	,,	0.15462	$8^3 \times 16$	24	7776	0.5

**Table 1:** Lattice parameters and simulation statistics. Here *block*,  $N_2$ ,  $N_{trj}$  and  $\tau$  refers to HMC block, step number for the force  $F_2$ , number of HMC trajectories and the Molecular Dynamics trajectory length respectively.

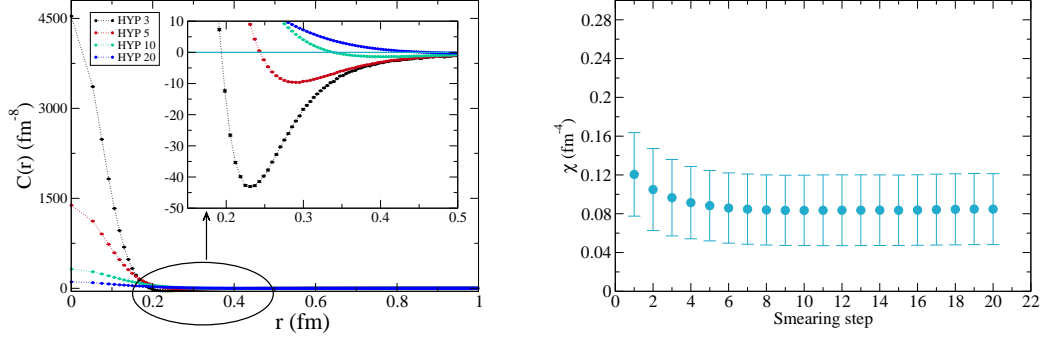
using unimproved Wilson fermion and gauge actions with  $n_f = 2$  mass degenerate quark flavours. At  $\beta = 5.6$  the lattice volumes are  $16^3 \times 32$ ,  $24^3 \times 48$  and  $32^3 \times 64$  and the renormalized quark mass ranges between 25 to 125 MeV ( $\overline{\text{MS}}$  scheme at 2 GeV). At  $\beta = 5.8$  the lattice volume is  $32^3 \times 64$  and the renormalized physical quark mass ranges from 15 to 75 MeV. The lattice spacings are determined using nucleon mass to pion mass ratio and Sommer method. These determinations agree for the value of Sommer parameter  $r_0 = 0.44$  fm. The lattice spacings at  $\beta = 5.6$  and 5.8 are 0.069 and 0.053 fm respectively. The number of thermalized configurations ranges from 7000 to 14000 and the number of measured configurations ranges from 200 to 500.

The topological susceptibility  $\chi = \int d^4x C(r)$  with the TCDC,  $C(r) = \langle q(x)q(0) \rangle$ ,  $r = |x|$  where  $q(x)$  is the topological charge density. For  $q(x)$ , we use the lattice approximation developed for  $SU(2)$  [17], modified for  $SU(3)$  [18] and implemented in the MILC code [19]. Unless otherwise stated we have used 3 smearing steps[20] in all our calculations.

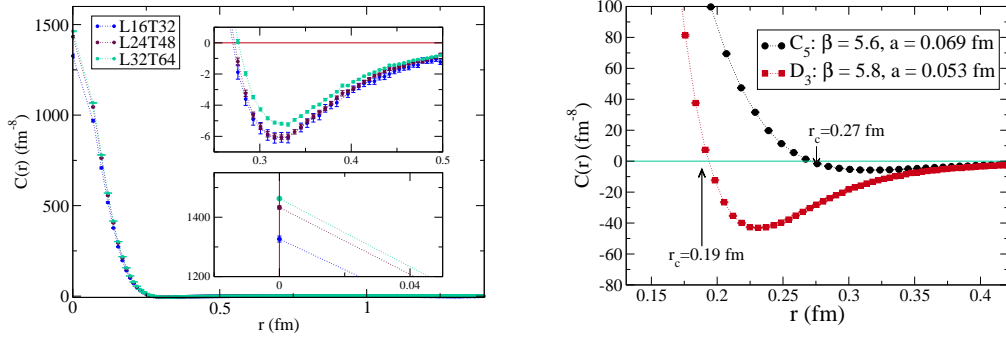
### 3. Results

In order to extract the topological charge density reliably on the lattice, using the algebraic definition, smearing of link field is essential. Smearing however smoothens out short distance singularities. Excessive smearing may in fact wipe out the fine details of the singularity structure. Both the positive and negative contributions to  $\chi$  are affected in this manner. This is illustrated in Fig. 1 (left) where we show the effect of 3, 5, 10 and 20 HYP smearing steps on  $C(r)$  at  $\beta = 5.8$ ,  $\kappa = 0.15462$  and lattice volume  $32^3 \times 64$ . However the susceptibility is remarkably stable under smearing after three smearing steps as illustrated in Fig. 1 (right) (taken from Ref. [15]).

As was already stated, from theoretical considerations, we expect suppression of  $\chi$  with decreasing volume at a fixed quark mass. In Fig. 2 (left) we present the finite volume dependence of the  $C(r)$  at  $\beta = 5.6$  and  $\kappa = 0.158$  at lattice volumes  $16^3 \times 32$ ,  $24^3 \times 48$  and  $32^3 \times 64$ . We find that as volume decreases, the magnitude of the contact term and radius of the positive core de-



**Figure 1:** (left) Effect of smearing on  $C(r)$  at  $\beta = 5.8$  and  $\kappa = 0.15462$  at lattice volume  $32^3 \times 64$ . (right) Effect of smearing on the  $\chi$  at  $\beta = 5.8$  and  $\kappa = 0.15462$  at lattice volume  $32^3 \times 64$  (taken from Ref. [15]).

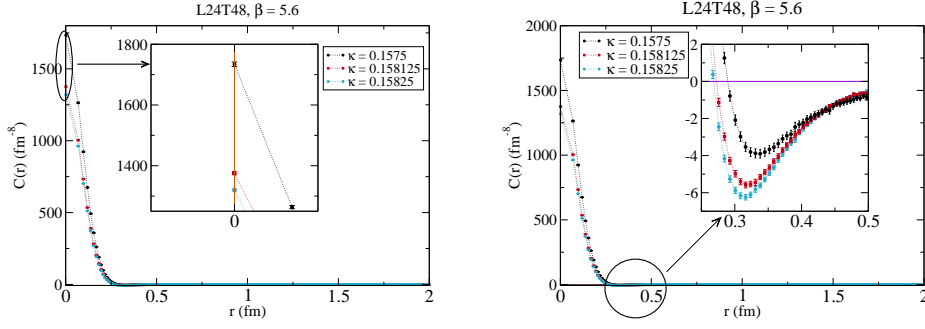


**Figure 2:** (left) Finite volume dependence of the  $C(r)$  at  $\beta = 5.6$  and  $\kappa = 0.158$  at lattice volumes  $16^3 \times 32$ ,  $24^3 \times 48$  and  $32^3 \times 64$ . (right) Comparison of the radius of the positive core of  $C(r)$  at two different lattice spacings for comparable pion mass. Lattice volume is  $32^3 \times 64$ .

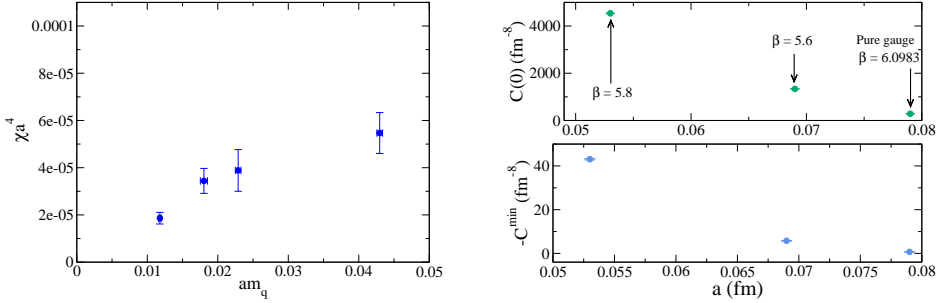
crease and the magnitude of the negative peak increases resulting in the suppression of topological susceptibility as volume decreases.

In Fig. 2 (right), we compare the radius of the positive core of  $C(r)$  at  $\beta = 5.6$  and  $5.8$  for comparable pion masses in physical units. The lattice volume is  $32^3 \times 64$ . The figure clearly exhibits the shrinking of the radius of the positive core of  $C(r)$  in physical units as one approaches the continuum.

In order to understand the detailed mechanism behind the suppression of topological susceptibility with decreasing quark mass, we need to investigate the quark mass dependence of the various features of the  $C(r)$ . In Fig. 3 (left) we present the quark mass dependence of  $C(r)$  with emphasis on the positive region at  $\beta = 5.6$  and lattice volume  $24^3 \times 48$ . The magnitude of the contact term  $C(0)$  is seen to decrease with decreasing quark mass. In Fig. 3 (right) we present the quark mass dependence of  $C(r)$  with emphasis on the crossover from positive to the negative region of  $C(r)$  and the negative peak region at  $\beta = 5.6$  and lattice volume  $24^3 \times 48$ . The radius of the positive core and the magnitude of the negative peak of  $C(r)$  are seen to decrease and increase respectively with decreasing quark mass. The features presented in Figs. 3 result in the suppression of the



**Figure 3:** The quark mass dependence of  $C(r)$  with emphasis on the positive region (left) and with emphasis on the crossover from positive to the negative region of  $C(r)$  and the negative peak region (right) at  $\beta = 5.6$  and lattice volume  $24^3 \times 48$ .



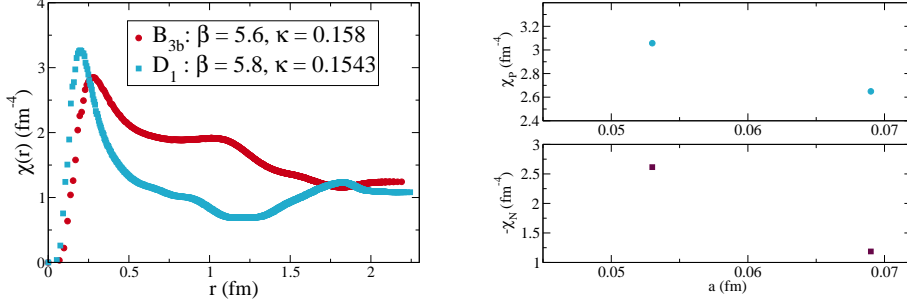
**Figure 4:** (left) Topological susceptibility at  $\beta = 5.6$  and lattice volume  $24^3 \times 48$  as a function of the quark mass. (right) Lattice spacing dependence of the contact term and the negative peak of  $C(r)$  at comparable pion mass for  $\beta = 5.6$  and  $5.8$  and lattice volume  $32^3 \times 64$ . For comparison, the corresponding quantities for pure gauge lattice theory at  $\beta = 6.0983$  ( $a = 0.078\text{fm}$ ) and lattice volume  $24^3 \times 48$  are also shown.

topological susceptibility with decreasing quark mass. MILC collaboration [21] has made a similar observation regarding the dependence of the negative peak on quark mass. In Fig. 4 (left) we present the corresponding topological susceptibilities ( $\beta = 5.6$  and lattice volume  $24^3 \times 48$ ) as a function of the quark mass which clearly shows the suppression as quark mass decreases. This figure includes  $\kappa = 0.158$  in addition to the  $\kappa$ 's presented in Figs. 3.

In Fig. 4 (right) we show the lattice spacing dependence of the contact term and the negative peak of  $C(r)$  at comparable pion mass in physical units for  $\beta = 5.6$  and  $5.8$  and lattice volume  $32^3 \times 64$ . For comparison, the corresponding quantities for pure gauge lattice theory at  $\beta = 6.0983$  ( $a = 0.078\text{fm}$ ) and lattice volume  $24^3 \times 48$  are also shown. Both the contact term and the negative peak of  $C(r)$  increase with decreasing lattice spacing, in accordance with the expectation from the continuum theory.

From the definition of the topological susceptibility  $\chi = \int d^4x C(r) = \int 2\pi^2(r^3)dr C(r)$  it is useful to define [21] a *local susceptibility*

$$\chi(r) = \int_0^r 2\pi^2(r'^3)dr' C(r') \quad (3.1)$$



**Figure 5:** The function  $\chi(r)$ , defined in Eq. (3.1) as a function of  $r$  (left) and contributions to the susceptibility from positive and negative parts of  $C(r)$  (right) at  $\beta = 5.6$  and  $5.8$  at comparable pion masses.

in order to exhibit the lattice spacing dependence more clearly. In Fig. 5 (left) we plot  $\chi(r)$  versus  $r$  at two lattice spacings at comparable quark masses. The contribution from the positive part of  $C(r)$  results in a peak at short distance. This is followed by a decrease due to the negative part of  $C(r)$ . As lattice spacing decreases, the contribution from the positive part increases resulting in the increase of the peak of  $\chi(r)$ .

Define the contributions to the susceptibility from the positive and negative parts of  $C(r)$  as  $\chi_P = \int_0^{r_c} 2\pi^2(r'^3)dr' C(r')$  and  $\chi_N = \int_{r_c}^{\infty} 2\pi^2(r'^3)dr' C(r')$  respectively. According to the expectations from continuum theory, the negative singularity close to the origin and the positive singularity at the origin are both nonintegrable. Thus the contributions to  $\chi$  from positive and negative parts of  $C(r)$  are expected to diverge, nevertheless resulting in a finite  $\chi$  due to cancellation. In Fig. 5 (right), we plot the contributions to the susceptibility from positive and negative parts of  $C(r)$  at  $\beta = 5.6$  and  $5.8$  at comparable pion masses. The data exhibited in Fig. 5 (right) are in accordance with these expectations.

It is known that the topological susceptibility decreases with decreasing quark mass and decreasing volume. To understand the mechanisms leading to these suppressions, in this work, we carry out a detailed study of the two-point TCDC. We have shown that, with naive Wilson fermion and gauge action, (1) the two-point TCDC is negative beyond a positive core and radius of the core shrinks as lattice spacing decreases, (2) as volume decreases, the magnitude of the contact term and the radius of the positive core decrease and the magnitude of the negative peak increases resulting in the suppression of topological susceptibility as volume decreases, (3) the contact term and radius of the positive core decrease with decreasing quark mass at a given lattice spacing and the negative peak increases with decreasing quark mass resulting in the suppression of the topological susceptibility with decreasing quark mass, (4) increasing levels of smearing suppresses the contact term and the negative peak keeping the susceptibility intact and (5) both the contact term and the negative peak diverge in nonintegrable fashion as lattice spacing decreases.

### Acknowledgements

Numerical calculations are carried out on Cray XD1 and Cray XT5 systems supported by the 10th and 11th Five Year Plan Projects of the Theory Division, SINP under the DAE, Govt. of India. We thank Richard Chang for the prompt maintenance of the systems and the help in data management. This work was in part based on the public lattice gauge theory codes of the MILC

collaboration [19] and Martin Lüscher [16].

## References

- [1] E. Seiler and I. O. Stamatescu, *Some remarks on the Witten-Veneziano formula for the Eta-prime mass*, MPI-PAE/PTh 10/87, unpublished; E. Seiler, Phys. Lett. B **525**, 355 (2002).
- [2] M. Aguado and E. Seiler, Phys. Rev. D **72**, 094502 (2005) [hep-lat/0503015].
- [3] L. Giusti, G. C. Rossi and M. Testa, Phys. Lett. B **587**, 157 (2004) [hep-lat/0402027].  
See also L. Giusti, G. C. Rossi, M. Testa and G. Veneziano, Nucl. Phys. B **628**, 234 (2002) [hep-lat/0108009].
- [4] M. Luscher, Phys. Lett. B **593**, 296 (2004) [hep-th/0404034].
- [5] E. Witten, Nucl. Phys. B **156**, 269 (1979); G. Veneziano, Nucl. Phys. B **159**, 213 (1979).
- [6] I. Horvath, S. J. Dong, T. Draper, F. X. Lee, K. F. Liu, N. Mathur, H. B. Thacker and J. B. Zhang, Phys. Rev. D **68**, 114505 (2003) [hep-lat/0302009].
- [7] I. Horvath, A. Alexandru, J. B. Zhang, Y. Chen, S. J. Dong, T. Draper, K. F. Liu, N. Mathur, S. Tamhankar and H. B. Thacker, Phys. Lett. B **617**, 49 (2005) [hep-lat/0504005].
- [8] F. Bruckmann, F. Gruber, N. Cundy, A. Schafer and T. Lippert, Phys. Lett. B **707**, 278 (2012) [arXiv:1107.0897 [hep-lat]].
- [9] R. J. Crewther, Phys. Lett. B **70**, 349 (1977).
- [10] H. Leutwyler and A. V. Smilga, Phys. Rev. D **46**, 5607 (1992).
- [11] For a detailed discussion, see S. Durr, Nucl. Phys. B **611**, 281 (2001) [hep-lat/0103011].
- [12] A. K. De, A. Harindranath and S. Mondal, Phys. Lett. B **682**, 150 (2009) [arXiv:0910.5611 [hep-lat]].
- [13] A. K. De, A. Harindranath and S. Mondal, JHEP **1107**, 117 (2011) [arXiv:1105.0762 [hep-lat]].
- [14] A. Chowdhury, A. K. De, S. De Sarkar, A. Harindranath, S. Mondal, A. Sarkar and J. Maiti, Phys. Lett. B **707**, 228 (2012) [arXiv:1110.6013 [hep-lat]].
- [15] A. Chowdhury, A. K. De, S. De Sarkar, A. Harindranath, S. Mondal, A. Sarkar and J. Maiti, PoS LATTICE **2011**, 099 (2011) [arXiv:1111.1812 [hep-lat]].
- [16] M. Lüscher, Comput. Phys. Commun. **156**, 209-220 (2004). [hep-lat/0310048]; M. Lüscher, Comput. Phys. Commun. **165**, 199-220 (2005). [hep-lat/0409106].  
<http://luscher.web.cern.ch/luscher/DD-HMC/index.html>
- [17] T. A. DeGrand, A. Hasenfratz, T. G. Kovacs, Nucl. Phys. B **505**, 417-441 (1997). [arXiv:hep-lat/9705009 [hep-lat]].
- [18] A. Hasenfratz, C. Nieter, Phys. Lett. B **439**, 366-372 (1998). [hep-lat/9806026].
- [19] <http://physics.indiana.edu/~sg/milc.html>
- [20] A. Hasenfratz, F. Knechtli, Phys. Rev. D **64**, 034504 (2001). [hep-lat/0103029].
- [21] A. Bazavov *et al.* [MILC Collaboration], Phys. Rev. D **81**, 114501 (2010) [arXiv:1003.5695 [hep-lat]].