

Simultaneous Information and Power Transfer for Broadband Wireless Systems

Kaibin Huang and Erik G. Larsson

Abstract

Far-field *microwave power transfer* (MPT) will free wireless sensors and other mobile devices from the constraints imposed by finite battery capacities. Integrating MPT with wireless communications to support *simultaneous information and power transfer* (SIPT) allows the same spectrum to be used for dual purposes without compromising the quality of service. A novel approach is presented in this paper for realizing SIPT in a broadband system where orthogonal frequency division multiplexing and transmit beamforming are deployed to create a set of parallel sub-channels for SIPT, which simplifies resource allocation. Supported by a proposed reconfigurable mobile architecture, different system configurations are considered by combining single-user/multiuser systems, downlink/uplink information transfer, and variable/fixed coding rates. Optimizing the power control for these configurations results in a new class of multiuser power-control problems featuring *circuit-power constraints*, specifying that the transferred power must be sufficiently large to support the operation of the receiver circuitry. Solving these problems gives a set of power-control algorithms that exploit channel diversity in frequency for simultaneously enhancing the throughput and the MPT efficiency. For the system configurations with variable coding rates, the algorithms are variants of water-filling that account for the circuit-power constraints. The optimal algorithms for those configurations with fixed coding rates are shown to sequentially allocate mobiles their required power for decoding in the ascending order until the entire budgeted power is spent. The required power for a mobile is derived as simple functions of the minimum signal-to-noise ratio for correct decoding, the circuit power and sub-channel gains.

Index Terms

Power transmission, cellular networks, power control, energy harvesting, mobile communication.

I. INTRODUCTION

Microwave power transfer (MPT) refers to wirelessly transmitting energy from one place to another. Simultaneous information and power transfer (SIPT) refers to using *the same* emitted electromagnetic (EM) wavefield both to transport energy that is harvested at the receiver, and information that is decoded by the receiver.

K. Huang is with the Hong Kong Polytechnic University and E. G. Larsson is with Linköping University, Sweden. Email: huangkb@ieee.org, erik.larsson@isy.liu.se. Updated on May 16, 2022.

In the past decades, much research effort has been directed towards developing MPT for replacing cables in long-distance power transfer either terrestrially [1] or from solar satellites to the earth [2]. This has led to a series of breakthroughs in microwave technology including high-power microwave generators and, more importantly in the current context, the invention of *rectennas* (rectifying antennas) for efficient RF-to-DC conversion [1]. This technology has been applied to the design of helicopters and airplanes powered solely by microwaves [3]. Most prior research in this area focuses on the design of compact and efficient rectennas or similar energy harvesters [1], [4]. More recently there has been interest in the powering of low-power devices and even trickle-recharging of certain personal communications devices. There is already equipment available that does this [5], by broadcasting omni-directionally with an RF power of about 1 Watt, and harvesting in the order of 1 milliWatt, or in the low milliWatts range. With a massive transmitter array, power could be focused so that the harvested power is increased a hundred times. The power levels involved are still small, much smaller than the emitted RF power by some cell phones (up to 2 W for GSM), so absorption by the human body does not appear to be a fundamental technological problem. Moreover, various safety precautions could be applied if deemed important.

With SIPT, one and the same wave-field is used to transmit energy and information. This has several advantages. First, separate transmission of power and information (time-division) is suboptimal with respect to efficiently using the available power and bandwidth. SIPT, by contrast, may exploit integrated transceiver designs. Second, with SIPT, interference to the communication systems can be kept under control. This is especially important in multiuser systems with many potential receivers who would suffer from interference. By contrast, traditional microwave power transfer (MPT) relies on transmission of a single tone (and its unintended harmonics), which can interfere with communication links. Furthermore, MPT does not have any dedicated spectrum. Hence, as such, for use in existing bands, it *must* be integrated with communication solutions.

A key application of SIPT that we foresee is to provide power to, and communicate with, sensors for which battery replacement is difficult or even impossible [6]. Radio-frequency identification (RFID) tags are one important example. RFID is already a very widely used technology, but its full potential is probably not fully exploited. A major limitation is the small range of RFID readers with constrained power. Another limitation is the ability of readers to correctly resolve different RFID tag returns that arrive at the receiver superimposed on one another. Many other applications, for example, in the chemical process industry, in environmental monitoring, in oil platforms and pipelines and in surveillance and national security applications require sensors with extreme reliability. Often these sensors transmit rather modest amounts of data, in some applications, only a few bits per hour. Typically the sensors are hard to access and therefore their batteries require long lifetimes and very low failure rates.

Making SIPT work will require integration between multiantenna transmission, efficient energy harvesting, resource management and signal processing. In particular, theory and methods for massive MIMO [7] may become fundamental enablers for SIPT. Enabling technology for realizing SIPT in practice is

the theme of this paper.

A. Prior Related Work

The concept of SIPT, in a very basic form, has existed for a long time in applications like RFID and power-line communications. It was first studied from an information-theoretic perspective in [8] for a narrow-band noisy channel, and later in [9] for a frequency-selective channel. These papers characterized the fundamental trade-off between communication capacity and power harvested at the receiver. A similar trade-off was derived for a multiuser system in [10]. From a communication theoretic point of view, the novel aspect here is the new constraint on the minimum received power representing the fixed circuit power consumption, called the *circuit-power constraint*, which results in the said fundamental tradeoff.

These aforementioned studies implicitly assumed that the received energy can be still harvested after passing through an information decoder, which is infeasible given the current state-of-the-art of electronic circuits. This motivated the design of practical SIPT-enabled receivers that *split* the received microwave signal from each antenna and feed it to two separate circuits, one for information decoding and one for energy harvesting [11], [12]. The corresponding capacity-and-energy tradeoffs are characterized for the multiple-input-multiple-output (MIMO) channels with perfect transmitter channel state information (CSIT) [11], [12] and further investigated for the case of imperfect CSIT [13]. An additional scenario considered in [11] is broadcasting from a base station to two receivers taking turns for information decoding and energy harvesting, corresponding to *time-division information-and-power transfer* (TD-IPT). This protocol simplifies the receiver design but compromises the efficiencies of MPT and IT since they cannot operate simultaneously. The systems considered in the aforementioned prior works share the common setting that a transmitter draws energy from a reliable source such as the electric grid and then delivers it to passive devices by MPT. A different scenario related to distributive networks such as sensor networks is one where devices exchange energy in addition to communicating peer-to-peer. Transmission strategies are proposed in [14] for two devices to exchange information and energy based on TD-IPT over a two-way channel. The principle of energy sharing is also reflected in a relay system studied in [15] where a source node transfers energy to a relay node in return for its assistance in transmission. It is shown that jointly managing the energy queues at these nodes that both harvest energy from external sources can enhance the end-to-end throughput.

Realizing SIPT in practice requires not only suitable hardware and physical-layer algorithms but also the support of an appropriate network architecture. One such architecture, proposed in [16], overlays a traditional cellular network with additional base stations dedicated for MPT to mobiles. Based on a stochastic-geometry network model and under a quality-of-service constraint for the data links, a tradeoff is derived between the densities of the base stations for MPT and those for IT, giving insight into the optimal network deployment.

A popular modulation method called *orthogonal frequency division multiplexing* (OFDM) divides a broadband channel into decoupled narrowband sub-channels. OFDM simplifies the channel equalization

and multiple access [facilitating *orthogonal frequency division multiple access* (OFDMA)], which has motivated its adoption in modern communication standards such as 3GPP and WiFi [17]. Designing SIPT based on OFDM not only retains its existing advantages but also enables simultaneous wireless recharging of multiple devices. The current work represents a first attempt to develop a practical framework for OFDM-based SIPT that features a practical mobile architecture and a matching set of power-control algorithms that exploit frequency diversity to enhance the efficiency of SIPT. Following the presentation of our initial results in [18], an independent study on the same topic was reported in [19]. The practicality of the SIPT system proposed in [19] seems to be limited in several respects. First, the use of a single-antenna base station for SIPT leads to isotropic dissipation of the transmission power and hence extremely low MPT efficiency. This is reason that beamforming is the primary technology for practical MPT solutions [1]–[3]. Isotropic MPT also couples the multiuser MPT links and results in difficult power control problems [19]. Second, the design in [19] is based on the assumption that information decoding causes no loss on harvesting the total received energy. While this assumption is common (see, e.g., [8]–[10]), we know of no compelling arguments for its practicality. Lastly, a sub-optimal TD-IPT protocol instead of SIPT is adopted in [19]. The drawbacks of existing approaches described here may be overcome by the SIPT framework proposed in the sequel.

B. Summary of Contributions and Organization

This work assumes a noise-limited broadband system where a multi-antenna base station not only communicates with but also wirelessly powers the mobile devices. The broadband channel is partitioned into orthogonal sub-channels by OFDM and the base station transmits/receives one data stream per sub-channel. Streams are encoded with either *variable rates* adapted to the receive signal-to-noise ratios (SNRs) or *fixed rates* for which successful decoding requires the receive SNRs to exceed a given threshold. The constraint and threshold are referred to as the *minimum-SNR constraint* and the *SNR threshold*, respectively. Assuming sparse scattering and perfect CSIT, the base station steers beams for different sub-channels towards associated mobiles, creating a set of parallel channels for SIPT. Note that OFDM alone without beamforming can decouple only the IT links but not the MPT links. The transmission power for different sub-channels is controlled subject to a constraint on the total power. We consider both a single-user system where the mobile is assigned all sub-channels and a multiuser system where each mobile is assigned a single sub-channel based on OFDMA. Two practical scenarios for SIPT are considered depending on if IT is in the downlink or the uplink direction. For SIPT with downlink IT, the OFDM signal transmitted by the base station is used both for IT and for MPT. For SIPT with uplink IT, MPT and IT are in the opposite directions where downlink MPT relies on the transmission of unmodulated tones [20], called *power tones*, and uplink data signals are OFDM modulated. In this scenario, the base station is assumed to support *full-duplex* SIPT based on the same principle as proposed in [20]. More specifically, the antenna array at the base station is partitioned into two sub-arrays for transmit beamforming and receive combining and the cross-coupled power tones in the received uplink

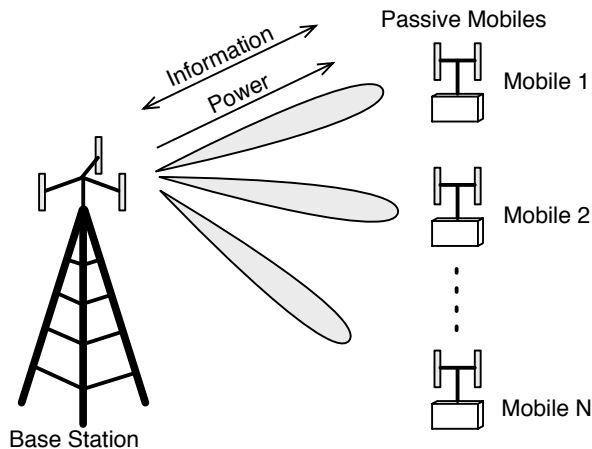


Fig. 1. SIPT in a broadband single-cell system where a base station serves passive mobiles based on OFDMA. Power is transferred from the base station to mobiles. Information transfer can be in either the downlink or uplink direction.

signal is perfectly canceled. This is viable since the base station has perfect knowledge of the phases and frequencies of the power tones.

A SIPT-enabled mobile architecture is proposed that can be reconfigured according to the direction of the IT. The architecture consists of *dual* antennas, one information transceiver and one energy harvester. The harvester *continuously* converts incoming microwaves to DC power which is used to operate the mobile circuit and to supply transmit power for the uplink IT. This is feasible by using existing energy harvester designs such as those in [12], [16]. When configured for SIPT with downlink IT, the outputs of the two antennas are combined and then split using a power splitter with an adjustable ratio to yield the inputs of the receiver and harvester, similarly to the designs in [11], [12]. The power splitting ratio provides a degree-of-freedom for managing the received power for IT and MPT. When the architecture is reconfigured for SIPT with uplink IT, the two antennas are separately attached to the transmitter and harvester and support full-duplex SIPT in opposite directions. The mobile architecture is assumed to consume fixed circuit power, following practical models [21]. Based on the transmission scheme and mobile architecture described earlier, algorithms for power control at the base station are designed for a comprehensive set of system configurations combining single-user/multiuser systems, downlink/uplink IT, and variable/fixed coding rates. The key features of the proposed algorithms are summarized in Table I.

The remainder of the paper is organized as follows. The system model is described in Section II. The SIPT-enabled mobile architecture is proposed in Section III. Based on the architecture, power-control algorithms are designed separately for the four scenarios combining single-user/multiuser systems and downlink/uplink IT in Sections IV–VII. Their performance is evaluated by simulation in Section VIII, followed by concluding remarks in Section IX.

TABLE I
SUMMARY OF POWER CONTROL ALGORITHMS

Rate	IT	# of users	Power-control algorithm
Var.	DL	Single or multiple	The problem of optimal power control is non-convex but can be approximated by the convex formulation of classic multi-channel power control such that circuit power is accounted for in the constraints. This results in policies that are variants of water-filling.
	UL	Single	<ul style="list-style-type: none"> – <i>Downlink power control</i>: The optimal downlink power control is to allocate the maximum power over the strongest sub-channel for maximizing the downlink-MPT efficiency. – <i>Uplink power control</i>: At the mobile, part of the harvested power is used for operating the circuit and the remainder is applied to maximize the uplink throughput by water-filling.
		Multiple	<ul style="list-style-type: none"> – <i>Downlink power control</i>: The key design technique is to treat power control as one that injects power into a set of <i>closed-loop</i> sub-channels, where the loss for each sub-channel combines the downlink-and-uplink propagation loss and the circuit-power consumption. Based on this technique, a sub-optimal algorithm is proposed that first schedules active mobiles using the criterion of maximum MPT efficiency and then allocates power by water filling with the water level depending on circuit power. – <i>Uplink power control</i>: Each mobile applies the maximum available power.
Fixed	DL	Single or multiple	Under the the minimum-SNR constraint, the optimal power-control policy is shown to be one that sequentially allocates power to sub-channels in the ascending order of the inverse of the corresponding channel gains, which is called <i>greedy channel inversion</i> .
	UL	Single	<ul style="list-style-type: none"> – <i>Downlink power control</i>: The optimal power control follows that for the variable-rate counterpart. – <i>Uplink power control</i>: The optimal power control applies greedy channel inversion over the uplink sub-channels.
		Multiple	<ul style="list-style-type: none"> – <i>Downlink power control</i>: The optimal policy performs greedy channel inversion based on the effective gains of the said closed-loop sub-channels, which are derived as closed-form functions of the downlink/uplink sub-channel gains and circuit power. – <i>Uplink power control</i>: Each mobile applies the maximum available power for uplink transmission.

II. SYSTEM MODEL

In the single-cell system as illustrated in Fig. 1, a multi-antenna base station communicates with and supplies power to N mobiles in a sparse-scattering environment. IT takes places in either the downlink or uplink direction but the MPT is always from the base station to the mobiles. SIPT uses a wide spectrum partitioned into K sub-channels. For a single-user system ($N = 1$), all sub-channels are assigned to a single mobile; for a multiuser system, each mobile is assigned one sub-channel ($N = K$). Note that the problem formulation for the case of assigning variable numbers of sub-channels to mobiles differs from the current one in having more complex circuit-power constraints, but the solution methods are similar. Ideally, the sub-channel assignments for the multiuser system should be jointly optimized with the power control (see, e.g., [22] for traditional OFDMA systems) but the optimal design for the current scenario seems intractable due to multiuser-circuit-power constraints. For tractability, we assume given sub-channel assignments and focus on the power control. Furthermore, time is slotted and it is assumed for simplicity that the energy storage of all mobiles are empty at the beginning of each slot. Consequently, the instantaneous power harvested by an active mobile is required to meet the circuit-power constraint. Relaxing the said assumption requires generalizing the homogeneous circuit-power constraint to heterogeneous ones, which requires only a straightforward extension of the current results.

A. Coding Rates

Information streams are transmitted over separate sub-channels and independently encoded with either variable [17] or fixed coding rates [23]. Given variable coding rates and perfect CSIT, the rate of a stream is adapted to the receive SNR, denoted as SNR, and given as $\log_2(1 + \text{SNR})$. Alternatively, the coding rates can be fixed to $\log_2(1 + \theta)$ where the constant $\theta > 0$ specifies the minimum receive SNR required for correct decoding.

B. Multi-Antenna Beamforming and Combining

We assume an environment with sparse scattering that is necessary for efficient MPT. For SIPT with downlink IT, the antenna array at the base station is used to reduce the propagation loss by steering beams towards intended mobiles. Considering an arbitrary slot, let the vectors $\dot{\mathbf{h}}_n$ and $\ddot{\mathbf{h}}_n$ represent particular realizations of the n -th multiple-input-single-output (MISO) sub-channels from the base station to antenna 1 and 2 of the affiliated mobile, respectively. Moreover, the transmit beamforming vector for the n -th sub-channel is denoted as \mathbf{f}_n and computed by estimating the mobile's direction by training. The beamforming vectors $\{\mathbf{f}_n\}$ are assumed given and their designs are outside the scope of this paper. Then the effective SISO-channel gains resulting from beamforming can be defined as $\dot{h}_n = |\mathbf{f}_n^\dagger \dot{\mathbf{h}}_n|^2$ and $\ddot{h}_n = |\mathbf{f}_n^\dagger \ddot{\mathbf{h}}_n|^2$.

For SIPT with uplink IT, the antenna array at the BS is divided into two sub-arrays. These sub-arrays and the dual antennas at a particular mobile create a downlink MISO channel and an uplink single-input-multiple-output (SIMO) channel for supporting the full-duplex operation of SIPT. By some abuse of

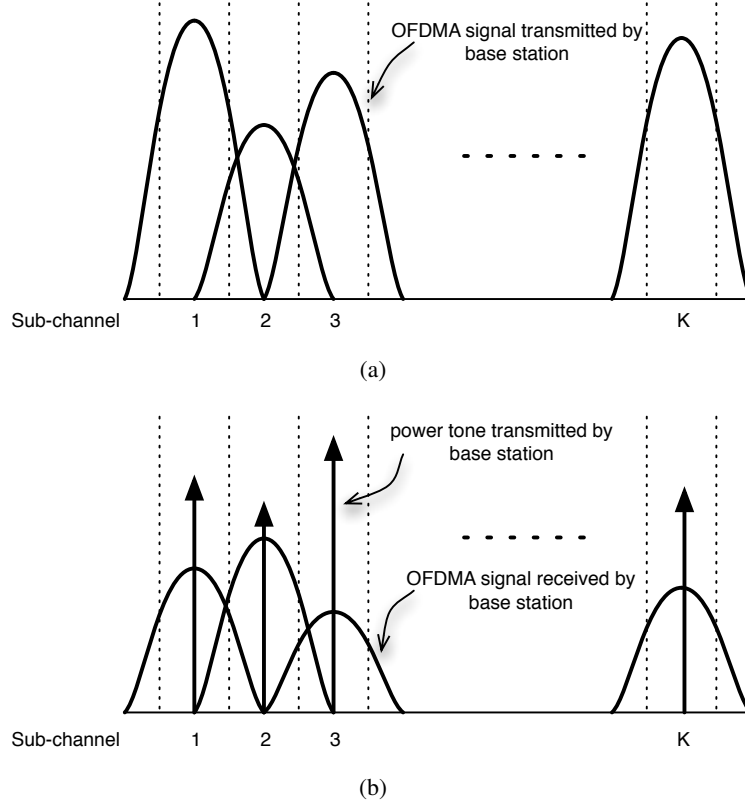


Fig. 2. (a) Spectrum for SIPT with downlink IT where the downlink signal is OFDM modulated and there is no uplink transmission. (b) Spectrum for SIPT with uplink IT realized by OFDMA signals transmitted by mobiles while downlink MPT uses power tones transmitted by the base station.

notation, let $\dot{\mathbf{h}}_n$ denote the n -th downlink vector sub-channel and $\ddot{\mathbf{h}}_n$ the n -th uplink vector sub-channel. Beamforming and maximum-ratio combining are applied at corresponding sub-arrays to enhance the MPT efficiency and the receive SNR of the uplink signal, respectively. Let $\dot{\mathbf{f}}_n$ denote the transmit beamforming vector for the n -th downlink sub-channel and $\ddot{\mathbf{f}}_n$ the combining vector for the n -th uplink sub-channel. Then the gains of the effective SISO channels in the opposite directions are defined as $g'_n = |\dot{\mathbf{f}}_n^\dagger \dot{\mathbf{h}}_n|^2$ and $g_n = |\ddot{\mathbf{f}}_n^\dagger \ddot{\mathbf{h}}_n|^2$.

C. Broadband Signals

Consider SIPT with downlink IT. For this scenario, the data-bearing signal transmitted by the base station is OFDM modulated as illustrated in Fig. 2(a). Due to either safety regulations or limitations of the base-station hardware, the powers allocated over the sub-channels, denoted as $\{P_n\}$, satisfy a peak-power constraint:

$$\sum_{n=1}^K P_n \leq p_t \quad (1)$$

where $p_t > 0$ represents the maximum total transmission power. A mobile extracts information and energy from the same received signal using the receiver architecture discussed in the next section.

Next, consider SIPT with uplink IT. As illustrated in Fig. 2(b), downlink MPT relies on the transmission

of K power tones at arbitrary locations in the corresponding sub-channels and their sum power satisfies the peak-power constraint in (1). For a single-user system, the K power tones are beamed by the base station to a mobile. Besides operating the circuit, the mobile uses part of the harvested power to enable uplink IT where the uplink data signal is OFDM modulated as shown in Fig. 2(b). For a multiuser system, the K power tones are beamed to K corresponding mobiles. The uplink transmission by the mobiles is based on OFDMA.

III. SIPT-ENABLED MOBILE ARCHITECTURE

In this section, we propose a dual-antenna mobile architecture as illustrated in Fig. 3 for supporting dual-mode SIPT. The architecture comprises a transceiver and an energy harvester. The transceiver demodulates and decodes received data for downlink IT or encodes and modulates data for uplink IT. The energy harvester converts the input signal into DC power for operating the circuitry. The architecture can be reconfigured depending on whether the IT takes place in the uplink or downlink direction.

Consider the architecture configured for downlink IT. The antenna outputs are then coherently combined to enhance the received signal power (see Fig. 3). The combiner output is split into inputs to the receiver and to the energy harvester [12]. To be specific, the received signal is split using a power splitter that multiplies the signal with the adjustable factors $\sqrt{\beta}$ and $\sqrt{1-\beta}$, where $\beta \in [0, 1]$, in order to obtain the inputs to the receiver and the energy harvester, respectively. Consequently, the received power is divided into two parts of relative magnitudes β and $(1-\beta)$. Let σ_a^2 and σ_b^2 represent the variances of the noise for a sub-channel, as accumulated in the path before and after the splitter, respectively. To simplify notation, we assume that the total noise has unit variance and thus $\sigma_a^2 + \sigma_b^2 = 1$. Using these definitions, the receive SNR for the n -th stream can be written as [11]

$$\text{SNR}_n = \frac{\beta P_n h_n}{\beta \sigma_a^2 + \sigma_b^2} \quad (2)$$

where $h_n = \dot{h}_n + \ddot{h}_n$ due to maximum-ratio combining. Neglecting the small contributions from noise and beam sidelobes, and assuming lossless RF-to-DC conversion, the harvested power at a mobile is $(1-\beta) \sum_{n=1}^K P_n h_n$ for a single-user system and $(1-\beta) P_n h_n$ for a multiuser system where the mobile is assigned the n -th sub-channel.

Next, for the mobile architecture configured for uplink IT, two antennas are separately attached to the transceiver and energy harvester to support the duplex operation of the information and power transfers in the opposite directions (see Fig. 3). Under the assumption of unit noise variance, the receive SNR at the base station for the n -th stream is $\text{SNR}_n = Q_n g_n$ where Q_n represents the uplink-transmission power allocated to the n -th sub-channel. The harvested power at a mobile is $\sum_{n=1}^K P_n g'_n$ for the single-user system and $P_n g'_n$ for the multiuser system when the mobile is assigned the n -th sub-channel.

Finally, it is worth mentioning that adding more antennas enhances the received signal power by increasing the total antenna aperture as well as providing an array gain for the uplink transmission.

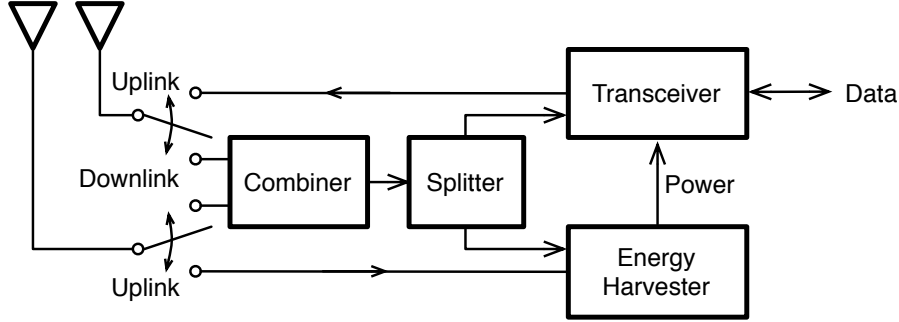


Fig. 3. Reconfigurable mobile architecture that supports dual-mode SIPT, namely, SIPT with downlink or uplink IT.

Nevertheless, spatial multiplexing is difficult due to the lack of rich scattering in a typical environment for efficient MPT.

IV. POWER CONTROL FOR SINGLE-USER SIPT SYSTEMS: DOWNLINK IT

A. Single-User Downlink IT with Variable Coding Rates

1) *Problem formulation:* Given the receive SNR in (2), the downlink throughput, denoted as C_v , can be written as

$$C_v = \left[\sum_{n=1}^K \log_2 \left(1 + \frac{\beta P_n h_n}{\beta \sigma_a^2 + \sigma_b^2} \right) \right] I \left((1 - \beta) \sum_{n=1}^K P_n h_n \geq p_c \right) \quad (3)$$

where the indicator function $I(\mathcal{E})$ gives 1 if the event \mathcal{E} occurs and 0 otherwise. The indicator function in (3) represents the circuit power constraint. The problem of maximizing the throughput in (3) by power control is formulated as:

$$\begin{aligned}
 & \underset{\beta, \{P_n\}}{\text{maximize:}} && \sum_{n=1}^K \log \left(1 + \frac{\beta P_n h_n}{\beta \sigma_a^2 + \sigma_b^2} \right) \\
 & \text{subject to:} && \sum_{n=1}^K P_n \leq p_t, \\
 & \text{(P1)} && (1 - \beta) \sum_{n=1}^K P_n h_n \geq p_c, \\
 & && P_n \geq 0 \quad \forall n, \\
 & && \beta \in [0, 1].
 \end{aligned}$$

2) *Solution:* P1 is non-convex but can be approximated by convex problems as follows. Since, by assumption, $\sigma_a^2 + \sigma_b^2 = 1$, the rate function in P1 is bounded as

$$\log(1 + \beta P_n h_n) \leq \log \left(1 + \frac{\beta P_n h_n}{\beta \sigma_a^2 + \sigma_b^2} \right) \leq \log \left(1 + \frac{\beta P_n h_n}{\sigma_b^2} \right). \quad (4)$$

Approximating the objective function in P1 using the lower bound in (4) yields

$$\begin{aligned}
 & \text{maximize:} && \sum_{n=1}^K \log(1 + \beta P_n h_n) \\
 & \beta, \{P_n\} \\
 & \text{subject to:} && P_n \geq 0 \quad \forall n, \\
 \text{(P1.1)} &&& \sum_{n=1}^K P_n \leq p_t, \\
 &&& (1 - \beta) \sum_{n=1}^K P_n h_n \geq p_c, \\
 &&& \beta \in [0, 1].
 \end{aligned}$$

The alternative approximation using the upper bound in (4) has the same structure as P1.1 and hence is omitted for brevity. Moreover, both approximations give nearly optimal power control policies as confirmed by simulation. P1.1 is a convex problem and can be solved numerically by standard algorithms for convex optimization [24]. In the remainder of this section, we investigate the structure of the power control policy that solves P1.1.

First, it is necessary to test the feasibility of powering the receiver given transmission power p_t . This requires computing the limit of the harvested power p_{\max} by solving the following optimization problem:

$$\begin{aligned}
 & \text{maximize:} && \sum_{n=1}^K P_n h_n \\
 & \{P_n\} \\
 \text{(P1.2)} & \text{subject to:} && \sum_{n=1}^K P_n \leq p_t, \\
 &&& P_n \geq 0 \quad \forall n.
 \end{aligned}$$

By inspecting P1.1, it is found that $p_{\max} = p_t \max_n h_n$. It follows that SIPT is feasible if and only if

$$p_t \geq \frac{p_c}{\max_n h_n}. \quad (5)$$

Next, given the feasibility condition in (5), fixing β in P1.1 leads to

$$\begin{aligned}
 & \text{maximize:} && \sum_{n=1}^K \log(1 + \beta P_n h_n) \\
 & \{P_n\} \\
 \text{(P1.3)} & \text{subject to:} && \sum_{n=1}^K P_n \leq p_t, \\
 &&& (1 - \beta) \sum_{n=1}^K P_n h_n \geq p_c, \\
 &&& P_n \geq 0 \quad \forall n.
 \end{aligned}$$

P1.3 can be solved using the method of duality and the solution $\{\tilde{P}_n^*(\beta)\}$ is [24]

$$\tilde{P}_n^*(\beta) = \begin{cases} \frac{1}{\lambda^*(\beta) - \mu^*(\beta)(1-\beta)h_n} - \frac{1}{\beta h_n}, & n \in \mathcal{O}(\beta) \\ 0, & \text{otherwise} \end{cases} \quad (6)$$

where the set $\mathcal{O}(\beta)$ is chosen to ensure $\{\tilde{P}_n^*(\beta)\}$ being non-negative, and the positive scalars $\lambda^*(\beta)$ and $\mu^*(\beta)$ are the Lagrange multipliers solving the dual problem comprising the unconstrained minimization of the following convex function [24]:

$$\sum_{n \in \mathcal{O}(\beta)} \log(\lambda - \mu h_n) + \lambda \left(p_t + \frac{1}{\beta} \sum_{n \in \mathcal{O}(\beta)} \frac{1}{h_n} \right) - \mu \left(\frac{p_c}{1-\beta} + \frac{|\mathcal{O}(\beta)|}{\beta} \right).$$

Note that the index set $\mathcal{O}(\beta)$ in (6) can be obtained by repetitively removing from $\mathcal{O}(\beta)$ the index of the mobile corresponding to the smallest negative element of $\{\tilde{P}_n^*(\beta)\}$ and then recomputing $\lambda^*(\beta)$, $\mu^*(\beta)$ and $\{\tilde{P}_n^*(\beta)\}$ till the set $\{\tilde{P}_n^*(\beta)\}$ contains only nonnegative elements. It follows from (6) that there exists a $\beta^* \in [0, 1]$ such that the solution to P1.3, denoted as $\{\tilde{P}_n^*\}$, can be written as

$$\tilde{P}_n^* = \begin{cases} \frac{1}{\lambda^* - \mu^*(1-\beta^*)h_n} - \frac{1}{\beta^* h_n}, & n \in \mathcal{O} \\ 0, & \text{otherwise.} \end{cases} \quad (7)$$

where $\lambda^* = \lambda^*(\beta^*)$, $\mu^* = \mu^*(\beta^*)$ and $\mathcal{O} = \mathcal{O}(\beta^*)$. As a result, the optimal power-control policy $\{P_n^*\}$ for the current case can be approximated as $P_n^* \approx \tilde{P}_n^*$ for all n . Simulation shows that such an approximation yields a throughput very close to the maximum possible. The power allocation in (7) can be interpreted as water-filling in frequency with a water level that decreases with an increasing sub-channel gain or vice versa. This agrees with the intuition that less transmission power is required for turning on a receiver if the MPT loss is smaller. In contrast, the classic water-filling has a constant water level.

B. Single-User Downlink IT with Fixed Coding Rates

1) *Problem formulation:* The downlink throughput, denoted as C_f , is proportional to the number of successfully transmitted streams. Specifically, using the receive SNR in (2), C_f is written as

$$C_f = \log_2(1 + \theta) I \left((1 - \beta) \sum_{n=1}^K P_n h_n \geq p_c \right) \sum_{n=1}^K I \left(\frac{\beta P_n h_n}{\beta \sigma_a^2 + \sigma_b^2} \geq \theta \right) \quad (8)$$

where the first indicator function represents the circuit-power constraint and the sum gives the number of correctly decoded streams. The problem of maximizing C_f by power control is hence formulated as:

$$\begin{aligned} \text{(P2)} \quad & \underset{\beta, \{P_n\}}{\text{maximize:}} && I \left((1 - \beta) \sum_{n=1}^K P_n h_n \geq p_c \right) \sum_{n=1}^K I \left(\frac{\beta P_n h_n}{\beta \sigma_a^2 + \sigma_b^2} \geq \theta \right) \\ & \text{subject to:} && \sum_{n=1}^K P_n \leq p_t, \\ & && P_n \geq 0 \quad \forall n. \end{aligned}$$

2) *Solution:* Solving P2 is equivalent to finding the maximum number of successfully transmitted streams, denoted as k^* and derived as follows. First, rearrange the sequence of channel gains $\{h_n\}$ in descending order and denote the result as $\bar{h}_1, \bar{h}_n, \dots, \bar{h}_K$. The corresponding transmission powers are $\bar{P}_1, \bar{P}_n, \dots, \bar{P}_K$. This reordering can be represented by the permutation matrix $\mathbf{\Pi}_h$ such that

$$[\bar{h}_1, \bar{h}_n, \dots, \bar{h}_K]^T = \mathbf{\Pi}_h \times [h_1, h_n, \dots, h_K]^T \quad (9)$$

where the superscript T denotes the matrix transposition. Assume that k streams are successfully transmitted. Let $\bar{P}_n^*(k)$ represent the power needed to successfully transmit the n -th stream such that the total power is minimized. To this end, it is desirable to transmit the streams over k sub-channels with the largest channel gains, namely, $\{\bar{h}_1, \bar{h}_2, \dots, \bar{h}_k\}$. Therefore, considering the minimum-SNR constraint, $\{\bar{P}^*(k)\}$ solves the following optimization problem:

$$\begin{aligned} \text{(P2.1)} \quad & \text{minimize: } \sum_{n=1}^k \bar{P}_n \\ & \text{subject to: } \bar{P}_n \geq \frac{\theta(\beta\sigma_a^2 + \sigma_b^2)}{\beta\bar{h}_n} \quad \forall 1 \leq n \leq k \\ & \sum_{n=1}^k \bar{P}_n \bar{h}_n \geq \frac{p_c}{1-\beta} \\ & \beta \in [0, 1]. \end{aligned}$$

Replacing the the inequality constraints in P2.1 results in an optimization problem with a smaller domain:

$$\begin{aligned} \text{(P2.2)} \quad & \text{minimize: } \sum_{n=1}^k \bar{P}_n \\ & \text{subject to: } \bar{P}_n = \frac{\theta(\beta\sigma_a^2 + \sigma_b^2)}{\beta\bar{h}_n} \quad \forall 1 \leq n \leq k \\ & \sum_{n=1}^k \bar{P}_n \bar{h}_n = \frac{p_c}{1-\beta} \\ & \beta \in [0, 1]. \end{aligned} \quad (10)$$

Comparing P2.1 and P2.2 reveals that if the domain of P2.2 is nonempty, the solution to P2.2 must also solve P2.1. The existence of a solution for P2.2 can be tested by solving the system of linear equations from the equality constraints. As a result, β satisfies the following quadratic equation:

$$\beta^2 - c(k)\beta - d = 0 \quad (11)$$

where the coefficients $c(k)$ are

$$c(k) = 1 - \frac{\sigma_b^2}{\sigma_a^2} - \frac{p_c}{k\theta\sigma_a^2}, \quad d = \frac{\sigma_b^2}{\sigma_a^2}. \quad (12)$$

Solving the equation in (11) and choosing the positive root give the optimal value of β for a given k , denoted as $\beta^*(k)$, as

$$\beta^*(k) = \frac{c(k) + \sqrt{c^2(k) + 4d}}{2}. \quad (13)$$

Since the quadratic function on the left hand side of (11) is negative for $\beta = 0$ and positive for $\beta = 1$, $\beta^*(k)$ lies in the range $[0, 1]$ and hence is a valid value for the splitting ratio. This confirms the existence of a unique solution for P2.2 (equivalently P2.1) that follows from the equality constraints in P2.2 as

$$\bar{P}_n^*(k) = \frac{\theta [\beta^*(k)\sigma_a^2 + \sigma_b^2]}{\beta^*(k)\bar{h}_n} \quad (14)$$

and the minimum transmission power for supporting k streams is hence $\sum_{n=1}^k \bar{P}_n^*(k)$. In other words, the optimal policy performs greedy channel inversion.

We can now solve P2 by obtaining k^* as the maximum value of k under the peak-power constraint from (1), which involves a simple search. To be specific

$$k^* = \max_k k, \quad \text{subject to } \sum_{n=1}^k \bar{P}_n^*(k) \leq p_t \quad (15)$$

with $P_n^*(k)$ given in (14). Note that $k^* = 0$ if $\bar{P}_n^*(1) > p_t$ for which it is infeasible to transmit any stream. It follows from (15) that the solution to P2, $\{P_n^*\}$ is given as

$$[P_1^*, P_2^*, \dots, P_K^*]^T = \mathbf{\Pi}_h^{-1} \times [P_1^*(k^*), P_2^*(k^*), \dots, P_{k^*}^*(k^*), 0, \dots, 0]^T. \quad (16)$$

The main results of this section are summarized in the following proposition.

Proposition 1. For the single-user SIPT system with downlink IT and fixed coding rates, the optimal power-control policy $\{P_n^*\}$ is given in (16) and the corresponding power-splitting ratio is $\beta^*(k^*)$ with $\beta^*(k)$ and k^* given in (13) and (15), respectively.

V. POWER CONTROL FOR SINGLE-USER SIPT SYSTEMS: UPLINK IT

A. Single-User Uplink IT with Variable Coding Rates

1) *Problem formulation:* Uplink transmission is feasible provided that the harvested power exceeds the circuit power: $\sum_{n=1}^K P_n g'_n \geq p_t$. Under this condition, the total uplink transmission power is $(\sum_{n=1}^K P_n g'_n - p_c)$ that is allocated over sub-channels for maximizing the uplink throughput. In other words, the throughput for the current case can be written as

$$R_v = \left[\sum_{n=1}^K \log_2(1 + Q_n g_n) \right] I \left(\sum_{n=1}^K P_n g'_n \geq p_c \right) \quad (17)$$

where $\{P_n\}$ satisfies the peak-power constraint in (1) and $\{Q_n\}$ represents uplink power control subject to the following constraint

$$\sum_{n=1}^K Q_n \leq \sum_{n=1}^K P_n g'_n - p_c. \quad (18)$$

Using (17), the problem of maximizing the uplink throughput is formulated as

$$\begin{aligned}
 & \text{maximize:} && \sum_{n=1}^K \log(1 + Q_n g_n) \\
 & \text{subject to:} && \sum_{n=1}^K Q_n \leq \sum_{n=1}^K P_n g'_n - p_c, \\
 \text{(P3)} & && Q_n \geq 0 \quad \forall n, \\
 & && \sum_{n=1}^K P_n g'_n \geq p_c, \\
 & && \sum_{n=1}^K P_n \leq p_t.
 \end{aligned}$$

2) *Solution:* By inspecting P3, the optimization problem can be decomposed into two sub-problems:

$$\begin{aligned}
 & \text{maximize:} && \sum_{n=1}^K P_n g'_n \\
 \text{(P3.1)} & \text{subject to:} && \sum_{n=1}^K P_n \leq p_t, \\
 & && P_n \geq 0 \quad \forall n
 \end{aligned}$$

and

$$\begin{aligned}
 & \text{maximize:} && \sum_{n=1}^K \log(1 + Q_n g_n) \\
 \text{(P3.2)} & \text{subject to:} && \sum_{n=1}^K Q_n \leq \sum_{n=1}^K P_n^* g'_n - p_c, \\
 & && Q_n \geq 0 \quad \forall n, \\
 & && \sum_{n=1}^K P_n^* g'_n \geq p_c
 \end{aligned}$$

where $\{P_n^*\}$ solves P3.1. The two problems have different objectives: That of P3.1 is to maximize the downlink transferred power and that of P3.2 is to maximize the uplink throughput. P3.1 is similar to P1.2 and it is straightforward to show that

$$P_n^* = \begin{cases} p_t, & g'_n = \max_k g'_k, \\ 0, & \text{otherwise} \end{cases} \quad (19)$$

and that the transferred power is $p_t \max_n g'_n$. It follows that the feasibility condition for the uplink transmission is

$$p_t \geq \frac{p_c}{\max_n g'_n} \quad (20)$$

which is similar to that in (5). Under this condition and given (19), P3.2 reduces to the classic multi-channel power control problem with the water-filling solution $\{Q^*\}$ given by

$$Q_n^* = \eta - \frac{1}{g_n}, \quad n \in \mathcal{A} \quad (21)$$

where the set \mathcal{A} contains the indices of the uplink sub-channels assigned nonzero power, and η is the water level chosen such that $\sum_{n \in \mathcal{A}} Q_n^* = p_t \max_n g'_n - p_c$. The solution to P3 is summarized in the following proposition.

Proposition 2. Consider the single-user SIPT systems with uplink IT and variable coding rates.

- 1) The optimal power-control policy at the base station is to maximize the MPT efficiency by transferring the maximum power p_t over a single tone in the downlink sub-channel with the maximum effective channel gain, resulting in the transferred power equal to $p_t \max_n g'_n$.
- 2) Uplink transmission is feasible if and only if the condition in (20) holds. Under this condition, the optimal power-control policy for the uplink transmission distributes the total power $p_t \max_n g'_n - p_c$ over the sub-channels according to the water-filling in (21).

B. Single-User Uplink IT with Fixed Coding Rates

1) *Problem formulation:* Under the minimum-SNR and the circuit constraints, the uplink throughput is given as

$$R_f = \log_2(1 + \theta) I \left(\sum_{n=1}^K P_n g'_n \geq p_c \right) \sum_{n=1}^K I(Q_n g_n \geq \theta) \quad (22)$$

where the uplink transmission power $\{Q_n\}$ satisfies the same constraint as in (18) for the case of variable coding rates. The problem of maximizing the throughput follows from (22) as:

$$\begin{aligned} \text{(P4)} \quad & \underset{\{P_n\}}{\text{maximize:}} && I \left(\sum_{n=1}^K P_n g'_n \geq p_c \right) \sum_{n=1}^K I(Q_n g_n \geq \theta) \\ & \text{subject to:} && \sum_{n=1}^K P_n \leq p_t, \\ & && P_n \geq 0 \quad \forall n. \end{aligned}$$

2) *Solution:* Similar to P3, P4 can be decomposed into two sub-problems. The first sub-problem maximizes the transferred power in the downlink and is identical to P3.1. It follows that uplink transmission is feasible if and only if the condition in (20) is satisfied, namely that $p_t \max_k g'_k \geq p_c$. Under this

condition, the other sub-problem is to maximize the uplink throughput, more exactly:

$$\begin{aligned}
 \text{(P4.1)} \quad & \text{maximize: } \sum_{n=1}^K I(Q_n g_n \geq \theta) \\
 & \text{subject to: } \sum_{n=1}^K Q_n \leq p_t \max_k g'_k - p_c, \\
 & Q_n \geq 0 \quad \forall n.
 \end{aligned}$$

It can be observed from P4.1 that the optimal power allocation should be again based on greedy channel inversion. Specifically, the optimal policy attempts to meet the minimum-SNR constraints of the streams following the descending order of their corresponding sub-channel gains $\{g_n\}$. To state the policy mathematically, let the sequence $\bar{g}_1, \bar{g}_2, \dots, \bar{g}_K$ represent the values of $\{g_n\}$ sorted in descending order. Let $\mathbf{\Pi}_g$ represent the permutation matrix such that

$$[\bar{g}_1, \bar{g}_2, \dots, \bar{g}_K]^T = \mathbf{\Pi}_g \times [g_1, g_2, \dots, g_K]^T.$$

Following the earlier discussion, the power allocated to the sub-channels with gains $\{\bar{g}_n\}$, denoted as $\{\bar{Q}_n^*\}$, is given as

$$\bar{Q}_n^* = \begin{cases} \frac{\theta}{\bar{g}_n}, & 1 \leq n \leq k^* \\ 0, & \text{otherwise.} \end{cases} \quad (23)$$

where k^* , $1 \leq k^* \leq K$, is the maximum number of uplink streams under the uplink-power constraint obtained from the last constraint in P4.1 as

$$\sum_{n=1}^{k^*} \bar{Q}_n^* \leq p_t \max_k g_k - p_c. \quad (24)$$

The solution to P4 is summarized in the following proposition.

Proposition 3. Consider the single-user SIPT system with uplink IT and fixed coding rates.

- 1) The optimal power-control policy at the base station is identical to that in Proposition 2.
- 2) Uplink IT is feasible if and only if $p_t \max_n g'_n > p_c$. Under this condition, the optimal power-control policy for uplink transmission is given as

$$[Q_1^*, Q_2^*, \dots, Q_K^*]^T = \mathbf{\Pi}_g^{-1} \times [\bar{Q}_1^*, \bar{Q}_2^*, \dots, \bar{Q}_K^*]^T$$

with \bar{Q}_n^* in (23).

VI. POWER CONTROL FOR MULTIUSER SIPT SYSTEMS: DOWNLINK IT

A. Multiuser Downlink IT with Variable Coding Rates

1) *Problem formulation:* Using the receive SNR in (2), the sum throughput is obtained as

$$\tilde{C}_v = \sum_{n=1}^K \log_2 \left(1 + \frac{\beta P_n h_n}{\beta \alpha_a + \beta_b} \right) I((1 - \beta)P_n h_n \geq p_c). \quad (25)$$

In contrast to the single-user counterpart in (3) having a single circuit-power constraint, the sum throughput in (25) contains multiuser circuit-power constraints. The corresponding power-control problem is formulated as follows:

$$\begin{aligned} \text{(P5)} \quad & \underset{\beta, \{P_n\}}{\text{maximize:}} && \sum_{n=1}^K \log \left(1 + \frac{\beta P_n h_n}{\beta \alpha_a + \beta_b} \right) I((1 - \beta)P_n h_n \geq p_c) \\ & \text{subject to:} && \sum_{n=1}^K P_n \leq p_t, \\ & && P_n \geq 0 \in \{0\} \cup \left[\frac{p_c}{h_n}, \infty \right) \quad \forall n, \\ & && \beta \in [0, 1] \end{aligned}$$

where the last line defines the multiuser circuit-power constraints.

2) *Solution:* Like P1, P5 is non-convex but can be approximated by a convex problem by replacing the objective function by either the lower or upper bounds in (4). Both approximating problems have the same structure and yield practically the same solutions as P5, as shown by simulation in the sequel. For brevity, we consider only the approximation of P5 using the lower bound in (4) and hence solving the following problem:

$$\begin{aligned} \text{(P5.1)} \quad & \underset{\beta, \{P_n\}}{\text{maximize:}} && \sum_{n=1}^K \log (1 + \beta P_n h_n) I((1 - \beta)P_n h_n \geq p_c) \\ & \text{subject to:} && \sum_{n=1}^K P_n \leq p_t, \\ & && P_n \geq 0 \in \{0\} \cup \left[\frac{p_c}{h_n}, \infty \right) \quad \forall n, \\ & && \beta \in [0, 1]. \end{aligned}$$

It can be observed from P5.1 that if $P_n h_n \geq p_c$, it is optimal to choose β such that the input power to the energy harvester is p_c since additional power contributes no throughput gain, corresponding to

$\beta = 1 - 1/(P_n h_n)$. Consequently, P5.1 can be rewritten as

$$\begin{aligned}
 \text{(P5.2)} \quad & \text{maximize: } \sum_{n=1}^K \log(1 - p_c + P_n h_n) I(P_n h_n \geq p_c) \\
 & \text{subject to: } \sum_{n=1}^K P_n \leq p_t \\
 & P_n \in \{0\} \cup \left[\frac{p_c}{h_n}, \infty \right) \quad \forall n.
 \end{aligned}$$

Let \mathcal{B} denote the indices of the mobiles that meet their circuit-power constraints using the power allocation in the solution of P5. Given \mathcal{B} and defining $T_n = P_n - p_c/h_n$, P5.2 can be simplified as

$$\begin{aligned}
 \text{(P5.3)} \quad & \text{maximize: } \sum_{n \in \mathcal{B}} \log(1 + T_n h_n) \\
 & \text{subject to: } \sum_{n \in \mathcal{B}} T_n \leq p_t - p_c \sum_{n \in \mathcal{B}} \frac{1}{h_n} \\
 & T_n \geq 0 \quad \forall n \in \mathcal{B}.
 \end{aligned}$$

As the values of $\{h_n \mid n \in \mathcal{B}\}$ increase, the objective function in P5.3 decreases and the first constraint is relaxed. It follows that with $L = |\mathcal{B}|$, P5.3 is equivalent to

$$\begin{aligned}
 \text{(P5.4)} \quad & \text{maximize: } \sum_{n=1}^L \log(1 + \bar{T}_n \bar{h}_n) \\
 & \text{subject to: } \sum_{n=1}^L \bar{T}_n \leq p_t - p_c \sum_{n=1}^L \frac{1}{\bar{h}_n} \\
 & \bar{T}_n \geq 0 \quad \forall 1 \leq n \leq L
 \end{aligned}$$

where $[\bar{T}_1, \bar{T}_2, \dots, \bar{T}_L]^T = \mathbf{\Pi}_h [T_1, T_2, \dots, T_K]^T$. The form of P5.4 is similar to that of the classic multi-channel power control problem with the key difference that the maximum of $\sum_{n=1}^L T_n$ increases with decreasing L . The reason is that reducing the number of streams decreases the total circuit-power consumption of the system and thereby allows more power to be used for IT. Given L , combining the traditional water-filling method and the constant $\bar{T}_n^* = -p_c/h_n$ if $n > L$ yields the solution to P5.4 as follows:

$$\bar{T}_n^* = \begin{cases} \frac{p_t + (1 - p_c) \sum_{n=1}^L \frac{1}{\bar{h}_n}}{L} - \frac{1}{\bar{h}_n}, & 1 \leq n \leq L \\ -\frac{p_c}{\bar{h}_n}, & \text{otherwise.} \end{cases} \quad (26)$$

The corresponding sum throughput is

$$\tilde{C}_v^*(L) = \sum_{n=1}^L \log_2(\bar{h}_n) + \log_2 \left(\frac{p_t + (1 - p_c) \sum_{n=1}^L \frac{1}{\bar{h}_n}}{L} \right). \quad (27)$$

Next, the number of streams L is determined by a simple search. According to the traditional water-

filling method, L is chosen as $L = \ell_{\max}$ where ℓ_{\max} with $1 \leq \ell_{\max} \leq K$ is the largest integer such that $\{\bar{T}_n^* \mid 1 \leq n \leq \ell_{\max}\}$ are positive. It is important to note that the traditional choice may not be optimal due to the aforementioned difference between the traditional method and P5.4. In other words, reducing the number of streams below ℓ_{\max} may result in a throughput gain. The optimal value of L , however, has no closed-form solution but can be obtained by a simple search over the range from 1 to ℓ_{\max} . To be specific, the value of L that maximizes the sum throughput is given as

$$L^* = \arg \max_{1 \leq \ell \leq \ell_{\max}} \tilde{C}_v^*(\ell). \quad (28)$$

The above results are summarized in the following lemma.

Lemma 1. The solution for P5.1, denoted as $\{\tilde{P}_n^*\}$, is obtained from $\{\bar{T}_n^*\}$ in (26) as

$$\left[\tilde{P}_1^*, \tilde{P}_2^*, \dots, \tilde{P}_K^*\right]^T = \mathbf{\Pi}_2^{-1} \left[\bar{T}_1^*, \bar{T}_2^*, \dots, \bar{T}_K^*\right]^T - \left[\frac{p_c}{\bar{h}_1}, \frac{p_c}{\bar{h}_2}, \dots, \frac{p_c}{\bar{h}_K}\right]^T$$

with $\{\bar{T}_n^*\}$ in (26) and the number of active mobiles optimized as in (28).

Since P5.1 is a convex approximation of P5, the solution $\{P_n^*\}$ or equivalently the optimal power-control policy for the current case can be approximated as $P_n^* \approx \tilde{P}_n^*$ for all n , which is shown by simulation to be close-to-optimal.

B. Multiuser Downlink IT with Fixed Coding Rates

1) *Problem formulation:* Using the receive SNR in (2), the sum throughput is written as

$$\tilde{C}_f = \log_2(1 + \theta) \sum_{n=1}^K I\left(\frac{\beta P_n h_n}{\beta \sigma_a^2 + \sigma_b^2} \geq \theta\right) I((1 - \beta)P_n h_n \geq p_c) \quad (29)$$

that differs from the single-user counterpart in (8) by having the multiuser circuit-power constraints. The matching power-control problem can be formulated as

$$\begin{aligned} \text{(P6)} \quad & \underset{\{\beta_n, P_n\}}{\text{maximize:}} && \sum_{n=1}^K I\left(\frac{\beta_n P_n h_n}{\beta_n \sigma_a^2 + \sigma_b^2} \geq \theta\right) I((1 - \beta_n)P_n h_n \geq p_c) \\ & \text{subject to:} && \sum_{n=1}^K P_n \leq p_t, \\ & && P_n \geq 0 \quad \forall n. \end{aligned}$$

2) *Solution*: Replacing the inequalities in P6 with equalities has no effect on the solution. Hence, P6 can be rewritten as

$$\begin{aligned}
 \text{(P6)} \quad & \text{maximize:} \quad \sum_{n=1}^K I\left(\frac{\beta_n P_n h_n}{\beta_n \sigma_a^2 + \sigma_b^2} = \theta\right) I((1 - \beta_n) P_n h_n = p_c) \\
 & \text{subject to:} \quad \sum_{n=1}^K P_n \leq p_t, \\
 & \quad P_n \geq 0 \quad \forall n.
 \end{aligned}$$

The splitting ratio for the n -th mobile can be obtained by solving the following two linear equations:

$$\frac{\beta_n P_n h_n}{\beta_n \sigma_a^2 + \sigma_b^2} = \theta, \quad (1 - \beta_n) P_n h_n = p_c.$$

The resulting optimal value of $\{\beta_n\}$, which is identical for all mobiles and denoted as β^* , has a similar form as the single-user counterpart in (13):

$$\beta_n = \tilde{\beta}^* = \frac{c(1) + \sqrt{c^2(1) + 4d}}{2}, \quad \forall n \quad (30)$$

where the coefficients $c(1)$ and d are as given in (11). With $\{\beta_n\}$ fixed as given in (30), it follows from inspecting P6 that the optimal power-control policy again performs greedy channel inversion, just like its single-user counterpart. The result is summarized in the following proposition.

Proposition 4. For the multiuser SIPT system with downlink IT, the optimal power-control policy, represented by $\{P_n^*\}$, is given as

$$[P_1^*, P_2^*, \dots, P_K^*]^T = \mathbf{\Pi}_h^{-1} [\bar{P}_1^*, \bar{P}_2^*, \dots, P_K^*]^T \quad (31)$$

where

$$\bar{P}_n^* = \begin{cases} \frac{p_c}{(1 - \tilde{\beta}^*) h_n}, & 1 \leq n \leq m_{\max} \\ 0, & \text{otherwise.} \end{cases} \quad (32)$$

The optimal splitting ratio $\tilde{\beta}^*$ is given by (30) and m_{\max} , $1 \leq m_{\max} \leq K$, is the largest integer such that the peak-power constraint

$$\frac{p_c}{1 - \tilde{\beta}^*} \sum_{n=1}^{m_{\max}} \frac{1}{h_n} \leq p_t \quad (33)$$

is satisfied.

VII. POWER CONTROL FOR MULTIUSER SIPT SYSTEMS: UPLINK IT

A. Multiuser Uplink IT with Variable Coding Rates

1) *Problem formulation:* The sum throughput for the current case is given as

$$\tilde{R}_v = \sum_{n=1}^K \log_2 (1 + (P_n g'_n - p_c) g_n) I(P_n g'_n \geq p_c). \quad (34)$$

Note that the product $g_n g'_n$ in (34) represents the combined loss due to propagation both in the downlink and in the uplink. This must be contrasted with the loss of only h_n in the case of downlink IT [see (34)].

The power-control problem is formulated using (34) as

$$\begin{aligned} \text{(P7)} \quad & \text{maximize:} \quad \sum_{n=1}^K \log (1 + (P_n g'_n - p_c) g_n) I(P_n g'_n \geq p_c) \\ & \text{subject to:} \quad \sum_{n=1}^K P_n \leq p_t, \\ & \quad P_n \in \{0\} \cup \left(\frac{p_c}{g'_n}, \infty \right) \quad \forall n. \end{aligned}$$

2) *Solution:* To facilitate a compact exposition, we use the following definitions. Let $\bar{g}'_1, \bar{g}'_2, \dots, \bar{g}'_K$ denote the downlink sub-channel gains $\{g'_n\}$ sorted in descending order and let $\mathbf{\Pi}_g$ be the corresponding permutation matrix; that is, we have:

$$[\bar{g}'_1, \bar{g}'_2, \dots, \bar{g}'_K]^T = \mathbf{\Pi}_g \times [g'_1, g'_2, \dots, g'_K]^T. \quad (35)$$

Arranging the uplink sub-channel gains $\{g_n\}$ in the same way, i.e., $\bar{g}_1, \bar{g}_2, \dots, \bar{g}_K$, gives

$$[\bar{g}_1, \bar{g}_2, \dots, \bar{g}_K]^T = \mathbf{\Pi}_g \times [g_1, g_2, \dots, g_K]^T. \quad (36)$$

The powers $\{\bar{P}_n\}$ are defined based on $\{P_n\}$ in a similar way. Using these definitions, P7 can be rewritten as

$$\begin{aligned} \text{(P7.1)} \quad & \text{maximize:} \quad \sum_{n=1}^K \log (1 + (\bar{P}_n \bar{g}'_n - p_c) \bar{g}_n) I(\bar{P}_n \bar{g}'_n \geq p_c) \\ & \text{subject to:} \quad \sum_{n=1}^K \bar{P}_n \leq p_t, \\ & \quad \bar{P}_n \in \{0\} \cup \left(\frac{p_c}{\bar{g}'_n}, \infty \right) \quad \forall n. \end{aligned}$$

Given that P7.1 is non-convex, a sub-optimal algorithm is proposed to provide a close-to-optimal solution as follows. Assume that k mobiles are active, that is, they harvest sufficient energy for meeting their circuit-power constraints; all others are allocated zero power. To maximize the MPT efficiency, the k active mobiles are chosen to be those corresponding to the largest downlink sub-channel gains $\bar{g}'_1, \bar{g}'_2, \dots, \bar{g}'_k$. This choice may not be overall optimal, however, since selecting a mobile with relative

small downlink but sufficiently large uplink sub-channel gains can increase the throughput. Define $\bar{Q}_n = \bar{P}_n - p_c/\bar{g}'_n$. Given the assumptions and choices made, the problem of maximizing the uplink sum throughput reduces to the following standard multi-channel power control problem:

$$\begin{aligned}
 \text{(P7.1)} \quad & \text{maximize: } \sum_{n=1}^k \log(1 + \bar{Q}_n \bar{g}_n \bar{g}'_n) \\
 & \text{subject to: } \sum_{n=1}^k \bar{Q}_n \leq p_t - p_c \sum_{n=1}^k \frac{1}{\bar{g}'_n}, \\
 & \bar{Q}_n \geq 0 \quad \forall 1 \leq n \leq k.
 \end{aligned}$$

This problem is solved by water-filling:

$$\bar{Q}_n^*(k) = \begin{cases} \frac{1}{k} \left(p_t - p_c \sum_{n=1}^k \frac{1}{\bar{g}'_n} + \sum_{n=1}^k \frac{1}{\bar{g}_n \bar{g}'_n} \right) - \frac{1}{\bar{g}_n \bar{g}'_n}, & 1 \leq n \leq k \\ 0, & \text{otherwise.} \end{cases} \quad (37)$$

The number of active mobile k is optimized. Let z_{\max} , $1 \leq z_{\max} \leq K$, be the maximum number of active mobiles such that the corresponding multiuser circuit-power constraints and the peak-power constraint are satisfied:

$$p_c \sum_{n=1}^{z_{\max}} \frac{1}{\bar{g}'_n} \leq p_t. \quad (38)$$

For the same reason as discussed when solving P5.4, it may not be optimal to set the optimal value of k , denoted as k^* , as $k^* = z_{\max}$. Instead, k^* can be found by testing the values $1, 2, \dots, z_{\max}$. The above results are summarized in the following algorithm for computing a sub-optimal solution for P7.

Algorithm 1.

- 1) Compute the maximum number of active mobiles z_{\max} .
- 2) Determine the optimal number of streams k^* as

$$k^* = \arg \max_{1 \leq k \leq z_{\max}} \sum_{n=1}^k \log_2(1 + \bar{Q}_n^*(k)). \quad (39)$$

- 3) Given k^* , the allocated powers are computed as

$$\bar{P}_n^* = \begin{cases} \bar{Q}_n^* + \frac{p_c}{\bar{g}'_n}, & 1 \leq n \leq k^* \\ 0, & \text{otherwise.} \end{cases} \quad (40)$$

Finally, rearranging $\{\bar{P}_n^*\}$ to give the power allocation $\{P_n^*\}$:

$$[P_1^*, P_2^*, \dots, P_K^*]^T = \mathbf{\Pi}_g^{-1} \times [\bar{P}_1^*, \bar{P}_2^*, \dots, \bar{P}_K^*]^T. \quad (41)$$

B. Multiuser Uplink IT with Fixed Coding Rates

1) *Problem formulation:* The sum throughput for the current scenario can be written as

$$\tilde{R}_f = \log_2(1 + \theta) \sum_{n=1}^K I(Q_n g_n \geq \theta) I(P_n g_n \geq p_c). \quad (42)$$

The corresponding formulation of the optimal power-control problem follows as

$$\begin{aligned} \text{(P8)} \quad & \text{maximize:} \quad \sum_{n=1}^K I((P_n g'_n - p_c)g_n \geq \theta) I(P_n g'_n \geq p_c) \\ & \text{subject to:} \quad \sum_{n=1}^K P_n \leq p_t, \\ & \quad \quad \quad P_n \geq 0 \quad \forall n. \end{aligned}$$

2) *Solution:* Since the the first indicator function in the objective function of P8 yields 1 if and only if the second does so, P8 reduces to

$$\begin{aligned} \text{(P8)} \quad & \text{maximize:} \quad \sum_{n=1}^K I\left(P_n \geq \frac{1}{g'_n} \left(\frac{\theta}{g_n} + p_c\right)\right) \\ & \text{subject to:} \quad P_n \geq 0 \quad \forall n, \\ & \quad \quad \quad \sum_{n=1}^K P_n \leq p_t. \end{aligned}$$

For ease of notation, define the scalar sequence v_1, v_2, \dots, v_K according to

$$v_n = \frac{1}{g'_n} \left(\frac{\theta}{g_n} + p_c\right) \quad (43)$$

and the vector $\mathbf{v} = [v_1, v_2, \dots, v_K]$. Let $\bar{v}_1, \bar{v}_2, \dots, \bar{v}_K$ represent the sequence $\{v_n\}$ sorted in descending order, and define the vector $\bar{\mathbf{v}} = [\bar{v}_1, \bar{v}_2, \dots, \bar{v}_K]$ and the permutation matrix $\mathbf{\Pi}_v$ such that $\bar{\mathbf{v}} = \mathbf{\Pi}_v \mathbf{v}$. By inspecting P8, the optimal power control policy at the base station is found to be the one that attempts to meet the minimum-SNR requirements of the uplink streams following the descending order of $\{v_n\}$. To be specific, the optimal power allocated to the sub-channel corresponding to \bar{v}_n , denoted as \bar{P}_n^* , is given as

$$\bar{P}_n^* = \begin{cases} \bar{v}_n, & 1 \leq n \leq q_{\max} \\ 0, & \text{otherwise} \end{cases} \quad (44)$$

where q_{\max} is the maximum number of uplink streams or equivalently the largest integer for which the peak-power constraint obtained from (1),

$$\sum_{n=1}^{q_{\max}} \bar{P}_n^* \leq p_t \quad (45)$$

is satisfied. Note that the policy $\{\bar{P}_n^*\}$ as specified by (44) is a variant of greedy channel inversion where $\{\bar{v}_n\}$ combines the inversion of closed-loop channels and circuit-power consumption. Then the solution $\{P_n^*\}$ to P8 follows from rearranging $\{\bar{P}_n^*\}$ according to the original order of the sub-channels. In other words

$$[P_1^*, P_2^*, \dots, P_K^*]^T = \mathbf{\Pi}_v^{-1}[\bar{P}_1^*, \bar{P}_2^*, \dots, \bar{P}_K^*]^T \quad (46)$$

with $\{\bar{P}_n^*\}$ in (44). The key results of this section are summarized in the following proposition.

Proposition 5. Consider the multiuser SIPT system with uplink IT and fixed coding rates.

- 1) The optimal power-control policy at the base station is given by (46).
- 2) It is optimal for each active mobile harvesting nonzero power to apply all available power for uplink transmission after deducting the power needed to operate its circuitry.

VIII. SIMULATION RESULTS

In this section, the performance of the power-control algorithms proposed in the preceding sections are evaluated by simulation in terms of throughput versus circuit power. The channel model assumed in the simulation is summarized as follows. First, consider the single-user system. For the scenario of downlink IT, every pair of channel gains from the set $\{\dot{h}_n, \ddot{h}_n\}$ is modeled as the absolute values of a pair of $\mathcal{N}(0, 1)$ random variables with the correlation coefficient ρ , where correlation accounts for the co-locations of the transmit/receive antenna elements. The channel gains $\{g_n, g'_n\}$ for the uplink IT scenario are generated using the same distributions as $\{\dot{h}_n, \ddot{h}_n\}$. Next, consider the multiuser system. Here, each pair of channel gains, (\dot{h}_n, \ddot{h}_n) or (g_n, g'_n) , have the same distribution as in the single-user case. However, different pairs are assumed to be independent and identically distributed, which models the independent random locations of mobiles. Unless otherwise specified, the correlation coefficient is chosen as $\rho = 0.7$. For other simulation parameters, the total noise variance per sub-channel is one, the number of sub-channels is $K = 5$, the SNR threshold for the case of fixed coding rates is $\theta = 4$, and the total transmission power is $p_t = 10$ dB and 15 dB for the single-user and multiuser systems, respectively. Note that $\theta = 4$ is chosen over several other values tested as it gives higher throughput for the case of fixed coding rates.

The *throughput* is defined as the total information rate over K sub-channels normalized by the channel bandwidth. Consider a single-user SIPT system. The curves of throughput versus circuit power are plotted in Fig. 4 for different cases combining downlink/uplink IT and variable/fixed coding rates based on the corresponding power-control algorithms designed in the preceding sections. Also plotted are the curves for the baseline cases of equal power allocation. For all the curves in both figures, as the circuit power decreases, the throughput saturates due to convergence to that for the traditional case with reliable power supplies at the mobiles. However, the throughput reduces with increasing the circuit power. In particular, from Fig. 4(a), a threshold effect is observed for the case of downlink IT with variable coding rates

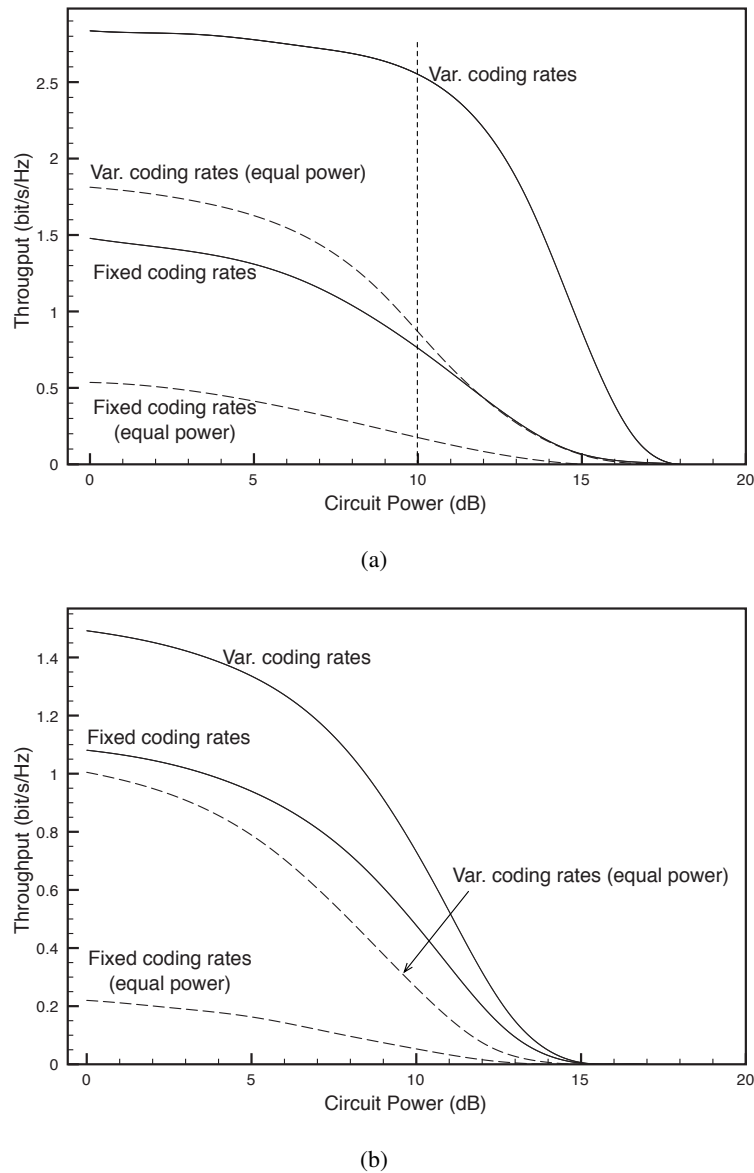


Fig. 4. Throughput versus circuit power (normalized by noise variance) for the single-user SIPT system. (a) Downlink IT. (b) Uplink IT.

where the throughput is almost constant for $p_c \leq p_t$ but decreases rapidly as p_c exceeds p_t . Next, it can be observed from Fig. 4(a) for the case of downlink IT that the gains of power control are dramatic. Furthermore, given power control, allowing the coding rates to be variable also contributes a large throughput gain with respect to the case of fixed coding rates. Similar observations can be made from Fig. 4(b) for the case of uplink IT. However, the throughputs for uplink IT are much smaller than their downlink-IT counterparts, because the power supplied by the base station must overcome a *roundtrip* pathloss, first for the MPT in the downlink and then for the IT in the uplink.

Next, for a multiuser SIPT system, the curves of sum throughput versus circuit power are displayed in Fig. 5 for a similar setup as in Fig. 4. Comparing the cases of downlink and uplink IT both with variable coding rates, it is observed for the case of downlink IT that the throughput gain due to power control

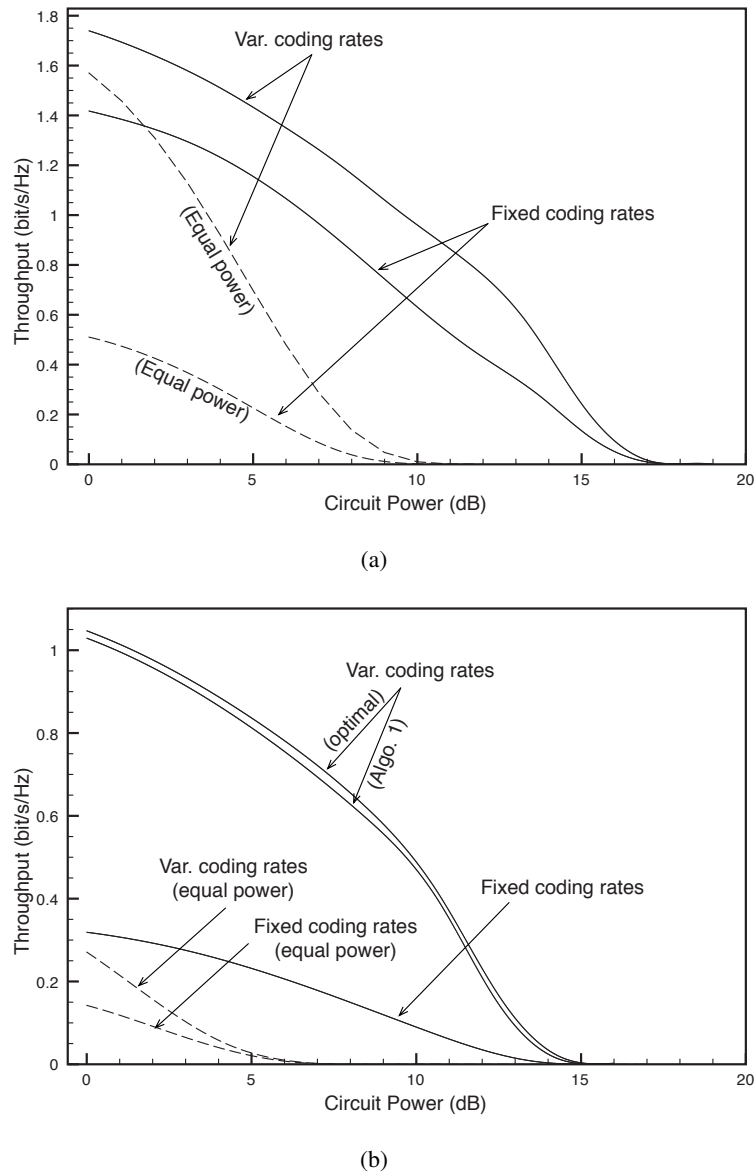


Fig. 5. Sum throughput versus circuit power (normalized by noise variance) for the multiuser SIPT system. (a) Downlink IT. (b) Uplink IT.

diminishes as the circuit power decreases in contrast with the uplink case for which the gain remains large. The reason is that the propagation loss for downlink IT is much smaller than that for uplink IT, which emphasizes the importance of power control in the presence of severe propagation attenuation. Next, compared with the single-user case, the sum throughput for the current case is more sensitive to changes in the circuit power even when it is small. This is a consequence of the total circuit power consumption in the multiuser system being multiplied by the number of active mobiles. Finally, the curve for the case of uplink IT with variable coding rates is based on the sub-optimal Algorithm 1 but found to be close to the optimal curve computed by a numerical search.

IX. CONCLUSIONS

A framework has been proposed for realizing SIPT in a broadband wireless system that comprises a passive SIPT-enabled mobile architecture and a matching set of power-control algorithms designed for different system configurations accounting for single-user/multiuser systems, variable/fixed coding rates, and uplink/downlink information transfer. These algorithms have been optimized for maximizing the system throughput under circuit-power constraints at mobiles, in addition to a peak-power constraint at the base station. It is shown by simulation that power control plays an important role in enhancing the efficiency of SIPT.

This work can be extended in several interesting directions. First, the channel assignment was assumed to be fixed here. Jointly assigning channels and performing optimal power control may further increase the SIPT efficiency. Second, the current framework can be modified to support multimode operations including MPT or SIPT to nearby mobiles but only information transfer to mobiles far away. Third, the power control can be integrated with intelligent energy management policies at the mobiles, in order to exploit the diversity that originates from time-variations of the channels. Finally, it would be interesting to design a framework for cooperative SIPT in a multi-cell system.

REFERENCES

- [1] W. C. Brown, "The history of power transmission by radio waves," *IEEE Trans. on Microwave Theory and Techniques*, vol. 32, pp. 1230–1242, Sep. 1984.
- [2] J. O. Mcspadden and J. C. Mankins, "Space solar power programs and microwave wireless power transmission technology," *IEEE Microwave Magazine*, vol. 3, pp. 46–57, Apr. 2002.
- [3] J. J. Schlesak, A. Alden, and T. Ohno, "A microwave powered high altitude platform," *IEEE MTT-S Digest*, pp. 283–286, 1988.
- [4] T. Le, K. Mayaram, and T. Fiez, "Efficient far-field radio frequency energy harvesting for passively powered sensor networks," *IEEE Journal of Solid-State Circuits*, vol. 43, pp. 1287–1302, May 2008.
- [5] "P2110 - 915MHz RF powerharvester receiver," *Product Datasheet, Powercast Corp.*, pp. 1–12, 2010.
- [6] F. Balouchi and B. Gohn, "Wireless power," *Pike Research Report*, 2Q 2012.
- [7] F. Rusek, D. Persson, B. K. Lau, E. G. Larsson, T. L. Marzetta, O. Edfors, and F. Tufvesson, "Scaling up MIMO: Opportunities and challenges with very large arrays," *IEEE Signal Proc. Magazine*, vol. 30, pp. 40–60, Jan. 2013.
- [8] L. R. Varshney, "Transporting information and energy simultaneously," in *Proc., IEEE Intl. Symposium on Information Theory*, pp. 1612–1616, Jul. 2008.
- [9] P. Grover and A. Sahai, "Shannon meets Tesla: Wireless information and power transfer," in *Proc., IEEE Intl. Symposium on Information Theory*, pp. 2363–2367, Jun. 2010.
- [10] A. Fouladgar and O. Simeone, "On the transfer of information and energy in multi-user systems," *to appear in IEEE Comm. Letters* (Available: <http://arxiv.org/abs/1210.6423>).
- [11] R. Zhang and C. Ho, "MIMO broadcasting for simultaneous wireless information and power transfer," *submitted to IEEE Trans. on Comm.* (Available: <http://arxiv.org/abs/1105.4999>).
- [12] X. Zhou, R. Zhang, and C. Ho, "Wireless information and power transfer: Architecture design and rate-energy tradeoff," *submitted to IEEE Trans. on Comm.* (Available: <http://arxiv.org/abs/1205.0618>).
- [13] Z. Xiang and M. Tao, "Robust beamforming for wireless information and power transmission," *IEEE Wireless Comm. Letters*, vol. 1, pp. 372–375, Apr. 2012.
- [14] P. Popovski, A. Fouladgar, and O. Simeone, "Interactive joint transfer of energy and information," *submitted to IEEE Trans. on Comm.* (Available: <http://arxiv.org/abs/1209.6367v1>).
- [15] B. Gurakan, O. Ozel, J. Yang, and S. Ulukus, "Energy cooperation in energy harvesting wireless communications," in *Proc., IEEE Intl. Symposium on Information Theory*, pp. 965–969, 2012.

- [16] K. Huang and V. K. N. Lau, "Enabling wireless power transfer in cellular networks: Architecture, modeling and deployment," *submitted to IEEE Trans. Signal Proc.* (Available: <http://arxiv.org/abs/1207.5640>).
- [17] A. Goldsmith, *Wireless Communications*. Cambridge University Press, 2005.
- [18] K. Huang and E. G. Larsson, "Simultaneous information-and-power transfer for broadband downlink systems," *submitted to Intl. Conf. on Acoustics, Speech, and Signal Processing* (Available: <http://arxiv.org/abs/1211.6868>).
- [19] D. W. Ng, E. S. Lo, and R. Schober, "Energy-efficient resource allocation in multiuser OFDM systems with wireless information and power transfer," *to appear in Proc. of IEEE Wireless Comm. and Networking Conf.* (Available: <http://arxiv.org/abs/1212.3638>).
- [20] J. Choi, M. Jain, K. Srinivasan, P. Levis, and S. Katti, "Achieving single channel, full duplex wireless communication," in *Proc., Intl. Conf. on Mobile Comp. and Networking*, Sep. 20-24 2010.
- [21] G. Miao, N. Himayat, Y. G. Li, and A. Swami, "Cross-layer optimization for energy-efficient wireless communications: A survey," *Wireless Comm. and Mobile Computing*, vol. 9, pp. 529–542, Apr. 2009.
- [22] C. Y. Wong, R. Cheng, K. Lataief, and R. Murch, "Multiuser OFDM with adaptive subcarrier, bit, and power allocation," *IEEE Journal on Selected Areas in Comm.*, vol. 17, pp. 1747–1758, Oct. 1999.
- [23] L. H. Ozarow, S. Shamai, and A. D. Wyner, "Information theoretic considerations for cellular mobile radio," *IEEE Trans. on Veh. Technology*, vol. 43, pp. 359–378, May 1994.
- [24] S. Boyd and L. Vandenberghe, *Convex Optimization*. Cambridge, UK: Cambridge, 2004.