

# To Split or Not to Split, That Is the Question in Some Shallow Water Equations

Vicente Martínez\*

*Departamento de Matemáticas & Instituto de Matemáticas y sus Aplicaciones de Castellón (IMAC)  
Universitat Jaume I, Campus de Riu Sec, 12071 Castelló, Spain*

November 17, 2012

## Abstract

In this paper we analyze the use of time splitting techniques for solving shallow water equation. We discuss some properties that these schemes should satisfy so that interactions between the source term and the shock waves are controlled. This paper shows that these schemes must be well balanced in the meaning expressed by Greenberg and Leroux [5]. More specifically, we analyze in what cases it is enough to verify an *Approximate C-property* and in which cases it is required to verify an *Exact C-property* (see [1], [2]). We also include some numerical tests in order to justify our reasoning.

**Key words.** splitting schemes, source terms, shallow water equations.

**AMS subject classifications.** 65M05, 65M10, 35L65

## 1 Introduction

In this paper, our interest is to analyze time splitting schemes on conservation laws with source terms, also called balance laws. A prototype, in one space dimension and under certain regularity hypotheses, is given by the following system of partial differential equations

$$\begin{cases} W(x, t)_t + F(W(x, t))_x = G(x, W(x, t)), & (x, t) \in \mathbb{R} \times \mathbb{R}^+, \\ W(x, 0) = W_0(x), & x \in \mathbb{R}, \end{cases} \quad (1)$$

where  $W : \mathbb{R} \times \mathbb{R}^+ \rightarrow \mathbb{R}^m$  is the vector of conserved variables,  $F : \mathbb{R}^m \rightarrow \mathbb{R}^m$  is the vector of fluxes and  $G : \mathbb{R}^{m+1} \rightarrow \mathbb{R}^m$  is the source term.

Recently, there has been some controversy related to the application of time splitting techniques on hyperbolic equations involving solutions with shock waves, as is the case of

---

\*E-mail address: martinez@mat.uji.es.

shallow water equations, which are introduced later. Usually, a time splitting numerical schemes to solve (1) consists of solving consecutively the homogeneous equation

$$W(x, t)_t + F(W(x, t))_x = 0, \tag{2}$$

and the ordinary differential equation

$$W(x, t)_t = G(x, W(x, t)). \tag{3}$$

LeVeque notices in [9] that such schemes can easily fail by the presence of shock waves in solving (2). These shock waves involve large changes in the solution which can not be captured in solving (3).

On the other hand, some authors such as Ma, Sun and Yin (see [12]) use a time integrating scheme with two-step predictor-corrector sequence quite successfully. Striba use splitting techniques (see [13]) in meteorology models on the term that represent de Coriolis acceleration. In addition, Wicker and Skamarock (see [16]) use time-splitting methods for integrating the elastic equations.

In 1994, Bermúdez and Vázquez (see [1], [2]) introduce the concept of *Exact C-property* and *Approximate C-property* in order to identify numerical schemes with an acceptable level of accuracy in the resolution of shallow water equations (well-balanced scheme). Going deeper into well-balanced scheme idea, we can find the work of Greenberg and Leroux [5], in which they propose a numerical scheme that preserves a balance between the source terms and internal forces due to the presence of shock waves.

Another point of view, more recently, it is provided by Lubich (see [11]), who gives an error analysis of Strang-type splitting integrators for nonlinear Schrödinger equations. Holdahl, Holden and Lie use an adaptive grid refinement and a shock tracking technique to construct a front-tracking method for hyperbolic conservation laws. They combine the operator splitting to study the shallow water equations (see [6]). Holden, Karlsen, Risebro and Tao (see [8]) show that the Godunov and Strang splitting methods converge with the expected rates if the initial data are sufficiently regular. Finally, in this way the reader can find a deep study of splitting methods for partial differential equations in [7], where some analysis of conservation and balance laws are included.

We base our analysis on the ideas presented in [1], [2] and [5]. From these studies, it follows that the numerical scheme used in solving (2) and the numerical scheme used in solving (3) cannot be whatever, even though they have a high degree of accuracy. These must be balanced so that interactions between the source term in (3) and the shock waves in (2) are controlled. In this framework, we will analyze conditions to be verified by splitting schemes in order to avoid spurious oscillations, which are created in this type of equations. More specifically, in which cases it is enough to verify an *Approximate C-property* and in which cases it is required to verify an *Exact C-property*.

The rest of this paper is organized as follows: in Section 2, we introduce the governing equations for the one dimensional shallow water model. We also analyze two kinds of time splitting schemes to identify which conditions must satisfy a scheme for solving this type of equations. In Section 3, we show the four test problems that we will use to test the

performance of the schemes described above. In Section 4, we present the numerical results we have obtained. Finally, in Section 5 we reason the final conclusions we have reached by using the results obtained with the presented schemes.

## 2 The one dimensional shallow water equations

### 2.1 Governing equations

In this section we consider Eq. (1) with

$$W = \begin{pmatrix} h \\ q \end{pmatrix}, \quad F(W) = \begin{pmatrix} q \\ \frac{q^2}{h} + \frac{1}{2}gh^2 \end{pmatrix}, \quad G(x, W) = \begin{pmatrix} 0 \\ -ghb'(x) \end{pmatrix}, \quad (4)$$

where the unknowns of the problem are: the water height is  $h$  and the flow per unit length is  $q = hu$ . Here  $u$  is the average vertical speed in the direction of the axis  $x$  (see Fig.1).  $F$  is the flux of conservative variables and  $g = 9.81ms^{-2}$  is the acceleration due to gravity. The source term  $G$  models the bottom variation given by the function  $b(x)$ .

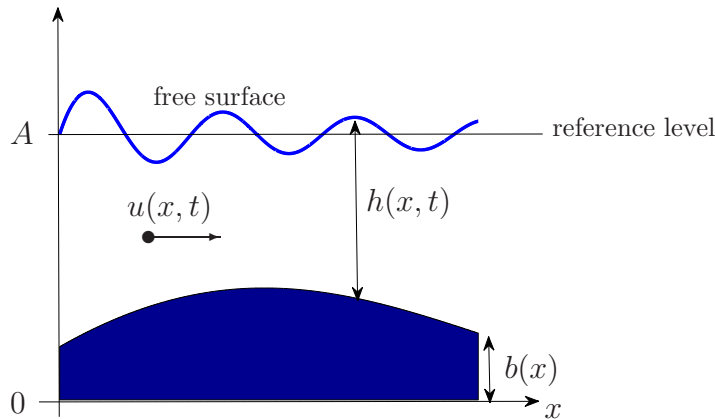


Fig. 1: Shallow water variables.

Let us consider numerical solvers based upon the decomposition  $F(W)_x = A(W) W_x$ , where

$$A(W) = \begin{pmatrix} 0 & 1 \\ -\frac{q^2}{h^2} + gh & 2\frac{q}{h} \end{pmatrix} \text{ is the Jacobian matrix of } F(W). \quad (5)$$

So that, system (1)-(4) is hyperbolic ( $h > 0$ ), then  $A = X\Lambda X^{-1}$ , where

$$\Lambda = \begin{pmatrix} \lambda_1 & 0 \\ 0 & \lambda_2 \end{pmatrix}, \quad X = \begin{pmatrix} 1 & 1 \\ \lambda_1 & \lambda_2 \end{pmatrix}, \quad X^{-1} = \frac{1}{\lambda_2 - \lambda_1} \begin{pmatrix} \lambda_2 & -1 \\ -\lambda_1 & 1 \end{pmatrix}, \quad (6)$$

where  $\lambda_1 = \frac{q}{h} + \sqrt{gh}$  and  $\lambda_2 = \frac{q}{h} - \sqrt{gh}$ .

Our analysis needs the definition of some conservation properties given by Bermúdez and Vázquez in [2]. Since only the source term involves the bed slope, an inadequate choice of the numerical schemes can give spurious oscillations. So, these conservation properties try to identify which kind of schemes have good behavior in equations with source term. Bermúdez and Vázquez characterize the good behavior of the numerical scheme in the manner in which the scheme approximates a steady solution representing the state of water at rest. They introduce the stationary problem (*Problem SP*) given by  $q(x, t) = 0$  and  $h(x, t) = H(x)$  and define the following conservation properties:

**DEFINITION 1 Exact C-property.** *We say that a scheme satisfies the Exact C-Property if it is exact when applied to the Problem SP.*

**DEFINITION 2 Approximate C-property.** *We say that a scheme satisfies the Approximate C-Property if it is accurate to the order  $\Theta(\Delta x^2)$  when applied to Problem SP.*

When a numerical scheme does not satisfy any of these conservation properties then the propagation of spurious oscillations is also present in non stationary problems.

## 2.2 Central numerical schemes

The differential formulation of the homogeneous equation given in (2) does not admit discontinuous solutions. So, since these solution are physically relevant in this context, we need a suitable formulation of the problem to support discontinuous solutions. In this sense, it is usual to consider the following integral formulation

$$\int (W dx - F(W) dt) = 0. \quad (7)$$

The numerical schemes use usually (7) in order to approximate (2). To do that, it is introduced a control volume in the space  $(x, t)$  of dimensions  $\Delta x \times \Delta t$ . Next, it is evaluated the integral (7) in this volume control

$$\int_{x_{j-1/2}}^{x_{j+1/2}} (W(x, t^{n+1}) - W(x, t^n)) dx + \int_{t^n}^{t^{n+1}} (F(W(x_{j+1/2}, t)) - F(W(x_{j-1/2}, t))) dt = 0.$$

Dividing by  $\Delta x$  we obtain

$$\begin{aligned} \frac{1}{\Delta x} \int_{x_{j-1/2}}^{x_{j+1/2}} W(x, t^{n+1}) dx &= \frac{1}{\Delta x} \int_{x_{j-1/2}}^{x_{j+1/2}} W(x, t^n) dx \\ &- \frac{\Delta t}{\Delta x} \left[ \frac{1}{\Delta t} \int_{t^n}^{t^{n+1}} F(W(x_{j+1/2}, t)) dt - \frac{1}{\Delta t} \int_{t^n}^{t^{n+1}} F(W(x_{j-1/2}, t)) dt \right]. \end{aligned}$$

Thus, we deduce the conservation formula

$$\overline{W}_j^{n+1} = \overline{W}_j^n - \frac{\Delta t}{\Delta x} [F_{j+1/2} - F_{j-1/2}], \quad (8)$$

where  $\overline{W}_j^n$  is an average

$$\overline{W}_j^n = \frac{1}{\Delta x} \int_{x_{j-1/2}}^{x_{j+1/2}} W(x, t^n) dx$$

at time  $t = t^n$  inside the interval

$$I_j = [x_{j-1/2}, x_{j+1/2}]$$

whose length is

$$\Delta x = x_{j+1/2} - x_{j-1/2}.$$

The flux in (8) can be interpreted as the average in time of the physical flux, i.e.,

$$F_{j+1/2} \approx \frac{1}{\Delta t} \int_{t^n}^{t^{n+1}} F(W(x_{j+1/2}, t)) dt. \quad (9)$$

Conservative numerical methods for (2) are based in (8), and they are determined by the expression of the numerical flux  $F_{j+1/2}$ .

The time splitting numerical schemes (see [14]), in each time step, act as follows: taking into account the initial condition  $W^n$ , we solve (2) and we obtain  $\widehat{W}^{n+1}$ . Then, by using the initial condition  $\widehat{W}^{n+1}$ , we solve (3) and obtain  $W^{n+1}$ .

More specifically, if we use the operators

- $\mathcal{A}(W^n) = W^{n+1}$  such as

$$W^n \rightarrow \left\{ \begin{array}{l} W_t + F(W)_x = 0, (x, t) \in \mathbb{R} \times [t^n, t^{n+1}], \\ W(x, t^n) = W^n, x \in \mathbb{R}. \end{array} \right\} \rightarrow \widehat{W}^{n+1}.$$

- $\mathcal{S}(W^n) = W^{n+1}$  such as

$$W^n \rightarrow \left\{ \begin{array}{l} W_t = G(x, W), (x, t) \in \mathbb{R} \times [t^n, t^{n+1}], \\ W(x, t^n) = \widehat{W}^{n+1}, x \in \mathbb{R}. \end{array} \right\} \rightarrow W^{n+1}.$$

Thus,

$$\mathcal{S}^{(\Delta t)} \cdot \mathcal{A}^{(\Delta t)}(W^n) = W^{n+1}.$$

In the first step of the splitting procedure, we solve (2) at each time step. To do that and for the sake of simplicity, we consider the  $Q$ -scheme of van Leer (see [15]) which uses a matrix  $Q$  satisfying some properties and the numerical fluxes

$$F_{j-1/2} = \phi(W_{j-1}^n, W_j^n), \quad F_{j+1/2} = \phi(W_j^n, W_{j+1}^n), \quad (10)$$

where the numerical flux function  $\phi$  is given by

$$\phi(U, V) = \frac{F(U) + F(V)}{2} - \frac{1}{2}|Q(U, V)|(V - U). \quad (11)$$

A possible choice of the matrix  $Q$  can be the Jacobian (5) of the system (4) evaluated at the arithmetic mean, i.e.

$$Q(U, V) = A\left(\frac{U + V}{2}\right). \quad (12)$$

So that, we have

$$\left|Q(W_{j\pm\frac{1}{2}}^n)\right| = X(W_{j\pm 1}^n, W_j^n) |\Lambda(W_{j\pm 1}^n, W_j^n)| X^{-1}(W_{j\pm 1}^n, W_j^n), \quad (13)$$

where  $X(W_{j\pm 1}^n, W_j^n)$ ,  $|\Lambda(W_{j\pm 1}^n, W_j^n)|$  and  $X^{-1}(W_{j\pm 1}^n, W_j^n)$  are evaluated at  $\frac{W_{j\pm 1}^n + W_j^n}{2}$ .

So, we obtain the numerical fluxes

$$F_{j\pm 1/2} = \frac{F(W_{j\pm 1}^n) + F(W_j^n)}{2} - \frac{1}{2} \left|Q(W_{j\pm\frac{1}{2}}^n)\right| (\mp W_j^n \pm W_{j\pm 1}^n). \quad (14)$$

The second step of the procedure is to solve (3). To do that, we get the solutions of the homogeneous equation (2):  $\hat{h}(x_j, t^{n+1})$  and  $\hat{q}(x_j, t^{n+1})$  and we solve the following initial value ODE problem for each  $x_j$

$$\begin{cases} \frac{d}{dt} \begin{pmatrix} h(x_j, t) \\ q(x_j, t) \end{pmatrix} = \begin{pmatrix} 0 \\ -gh(x_j, t)b'(x_j) \end{pmatrix}; & t \in [t^n, t^{n+1}], \\ \begin{pmatrix} h(x_j, t^n) \\ q(x_j, t^n) \end{pmatrix} = \begin{pmatrix} \hat{h}(x_j, t^{n+1}) \\ \hat{q}(x_j, t^{n+1}) \end{pmatrix}. \end{cases} \quad (15)$$

The first equation has the solution:

$$h(x_j, t^{n+1}) = \hat{h}(x_j, t^{n+1}). \quad (16)$$

To solve the second one, we calculate

$$\frac{dq(x_j, t)}{dt} = -gh(x_j, t)b'(x_j),$$

$$q(x_j, t) = - \int_{t^n}^t gh(x_j, s)b'(x_j) ds; \quad t \in (t^n, t^{n+1}].$$

Therefore,

$$q(x_j, t^{n+1}) = \hat{q}(x_j, t^{n+1}) - g \cdot b'(x_j) \cdot \int_{t^n}^{t^{n+1}} h(x_j, s) ds.$$

Finally, by using a trapezoidal rule, we obtain

$$q(x_j, t^{n+1}) = \hat{q}(x_j, t^{n+1}) - g \cdot b'(x_j) \cdot \frac{\Delta t}{2} (h(x_j, t^n) + \hat{h}(x_j, t^{n+1})). \quad (17)$$

**Remark 1** We denote the time splitting scheme given by (14)-(16)-(17) as **Q-tra1**.

**PROPOSITION 1** The numerical scheme **Q-tra1** satisfies an approximate C-property.

**Proof**

Problem SP satisfies  $\lambda_1 = \sqrt{gh}$  and  $\lambda_2 = -\sqrt{gh}$ . In addition (see Fig. 1),  $b(x) + h(x, t) = b(x) + H(x) = A$ . Therefore,

$$b(x_j) = A - H(x_j). \quad (18)$$

In order to solve (2) with (14), we compute

$$\left| Q(W_{j+\frac{1}{2}}^n) \right| = \frac{1}{\lambda_2 - \lambda_1} \begin{pmatrix} |\lambda_1|\lambda_2 - |\lambda_2|\lambda_1 & -|\lambda_1| + |\lambda_2| \\ \lambda_1\lambda_2(|\lambda_1| - |\lambda_2|) & -\lambda_1|\lambda_1| + \lambda_2|\lambda_2| \end{pmatrix} = \begin{pmatrix} \sqrt{g \frac{h_{j+1} + h_j}{2}} & 0 \\ 0 & \sqrt{g \frac{h_{j+1} + h_j}{2}} \end{pmatrix}.$$

Then,

$$F_{j+\frac{1}{2}}^n = \frac{1}{2} \begin{pmatrix} (h_{j+1} - h_j) \sqrt{g \frac{h_{j+1} + h_j}{2}} \\ \frac{1}{2} (h_{j+1}^2 + h_j^2) \end{pmatrix}.$$

Analogously, we obtain

$$F_{j-\frac{1}{2}}^n = \frac{1}{2} \begin{pmatrix} (h_j - h_{j-1}) \sqrt{g \frac{h_j + h_{j-1}}{2}} \\ \frac{1}{2} (h_j^2 + h_{j-1}^2) \end{pmatrix}.$$

Finally, using (8), we have the numerical approximation of Eq. (2)

$$\widehat{W}_j^{n+1} = \begin{pmatrix} \hat{h}_j \\ \hat{q}_j \end{pmatrix} = \begin{pmatrix} h_j + \frac{\Delta t}{2 \Delta x} \left( (h_{j+1} - h_j) \sqrt{g \frac{h_{j+1} + h_j}{2}} - (h_j - h_{j-1}) \sqrt{g \frac{h_j + h_{j-1}}{2}} \right) \\ -\frac{g \Delta t}{4 \Delta x} (h_{j+1}^2 - h_{j-1}^2) \end{pmatrix}$$

Next, to have the numerical approximation of Eq. (3), we use (16) and (17). By substituting, we obtain

$$h_j^{n+1} = h_j + \frac{\Delta t}{2 \Delta x} \left( (h_{j+1} - h_j) \sqrt{g \frac{h_{j+1} + h_j}{2}} - (h_j - h_{j-1}) \sqrt{g \frac{h_j + h_{j-1}}{2}} \right) \quad (19)$$

and

$$q_j^{n+1} = -\frac{g \Delta t}{4 \Delta x} (h_{j+1}^2 - h_{j-1}^2) - g \cdot b'(x_j) \cdot \frac{\Delta t}{2} (h(x_j, t^n) + \hat{h}(x_j, t^{n+1})). \quad (20)$$

From (19), we deduce that  $h_j^{n+1} = h_j$  is accurate to the order  $\Theta(\Delta x^2)$ . And from (20) and (18) we have that  $q_j^{n+1} = 0$  is exact when we take

$$b'(x_j) = \frac{b(x_{j+1}) - b(x_{j-1}))}{2 \Delta x}.$$

Thus, the proof ends. □

**Remark 2** *If we use another convergent quadrature rule to approximate the integral  $\int_{t^n}^{t^{n+1}} h(x_j, s) ds$ , then PROPOSITION 1 is also satisfied.*

### 2.3 Upwind numerical schemes

It is well-known that conservation laws with source terms can be solved with high accuracy and discontinuities are well captured by using upwind schemes. For instance, you can see the works of LeVeque and Yee [10] or Vázquez-Cendón [15]. Furthermore, this kind of schemes have bigger stability regions than schemes using centered approximations of the source term



(see [2]). In this section, we will use some approaches in order to build an upwind scheme using some ideas contained in [15] and making changes to solve (3).

In order to solve (3), we need to introduce two numerical source functions,  $G_L$  on the left and  $G_R$  on the right, to upwind the source term. We also use two matrices  $D_L$  and  $D_R$  with the aim of making clear the upwind process. Below we explain the process in detail.

We will use, in each time step, the average of solutions of the following equations:

$$\begin{cases} W_t = G_L(x, W), & (x, t) \in \mathbb{R} \times [t^n, t^{n+1}], \\ W(x, t^n) = \widehat{W}^{n+1}, & x \in \mathbb{R}. \end{cases} \quad (21)$$

and

$$\begin{cases} W_t = G_R(x, W), & (x, t) \in \mathbb{R} \times [t^n, t^{n+1}], \\ W(x, t^n) = \widehat{W}^{n+1}, & x \in \mathbb{R}, \end{cases} \quad (22)$$

where

$$G_L(x, W) = D_L(\overline{W}_L) G(x, W) \quad \text{and} \quad G_R(x, W) = D_R(\overline{W}_R) G(x, W);$$

and functions  $\overline{W}_L$  and  $\overline{W}_R$  change in each computational cell in the discretization problem

$$\overline{W}_L = \frac{W_j + W_{j-1}}{2} \quad \text{and} \quad \overline{W}_R = \frac{W_{j+1} + W_j}{2}.$$

Thus, we obtain the solution of (21)-(22),  $W_L^{n+1}$  and  $W_R^{n+1}$  respectively. Then, in each time step, we take as solution of (3) the following average

$$W^{n+1} = \frac{W_L^{n+1} + W_R^{n+1}}{2}.$$

In other words, for the discretization of the problem, we can substitute the ODE in (15) by

$$\frac{d}{dt} \begin{pmatrix} h(x_j, t) \\ q(x_j, t) \end{pmatrix} = D_L(\overline{W}_{L_j}) G(x_j, W_j) = \begin{pmatrix} d_{11}^L & d_{12}^L \\ d_{21}^L & d_{22}^L \end{pmatrix} \cdot \begin{pmatrix} 0 \\ -gh(x_j, t)b'(x_j) \end{pmatrix} = \begin{pmatrix} -d_{12}^L gh_j b_j' \\ -d_{22}^L gh_j b_j' \end{pmatrix}.$$

Therefore, instead of (15), we have two ODE

$$\begin{cases} \frac{d}{dt} \begin{pmatrix} h_j \\ q_j \end{pmatrix} = \begin{pmatrix} -d_{12}^L gh_j b_j' \\ -d_{22}^L gh_j b_j' \end{pmatrix}; & t \in [t^n, t^{n+1}], \\ \begin{pmatrix} h(x_j, t^n) \\ q(x_j, t^n) \end{pmatrix} = \begin{pmatrix} \hat{h}(x_j, t^{n+1}) \\ \hat{q}(x_j, t^{n+1}) \end{pmatrix}. \end{cases} \quad (23)$$

and analogously from (22) we obtain

$$\begin{cases} \frac{d}{dt} \begin{pmatrix} h_j \\ q_j \end{pmatrix} = \begin{pmatrix} -d_{12}^R g h_j b'_j \\ -d_{22}^R g h_j b'_j \end{pmatrix}; & t \in [t^n, t^{n+1}], \\ \begin{pmatrix} h(x_j, t^n) \\ q(x_j, t^n) \end{pmatrix} = \begin{pmatrix} \hat{h}(x_j, t^{n+1}) \\ \hat{q}(x_j, t^{n+1}) \end{pmatrix}. \end{cases} \quad (24)$$

where  $d_{12}^R$  and  $d_{22}^R$  are coefficients corresponding to matrix  $D_R$ .

Finally, we compute the solutions of (23) and (24),  $W_{L_j}^{n+1}$  and  $W_{R_j}^{n+1}$ .

**Remark 3** *Matrices  $D_L$  and  $D_R$  must be chosen in coordination with the numerical method used in solving (2) to get a well balanced scheme. For example, regarding (14), we can take*

$$D_L = (I + |Q|Q^{-1}) \text{ and } D_R = (I - |Q|Q^{-1}). \quad (25)$$

*In this way we obtain consistency, since  $D_L + D_R = 2I$ , we have*

$$\frac{G_L + G_R}{2} = \frac{D_L G + D_R G}{2} = \frac{(D_L + D_R)G}{2} = G.$$

**Remark 4** *We denote the time splitting scheme given by (14)-(23)-(24)-(25) as **Q-tra2**.*

**PROPOSITION 2** *The numerical scheme **Q-tra2** satisfies an exact C-property.*

**Proof**

Acting in a similar way to PROPOSITION 1, we have

$$\widehat{W}_j^{n+1} = \begin{pmatrix} \hat{h}_j \\ \hat{q}_j \end{pmatrix} = \begin{pmatrix} h_j + \frac{\Delta t}{2 \Delta x} \left( (h_{j+1} - h_j) \sqrt{g \frac{h_{j+1} + h_j}{2}} - (h_j - h_{j-1}) \sqrt{g \frac{h_j + h_{j-1}}{2}} \right) \\ -\frac{g \Delta t}{4 \Delta x} (h_{j+1}^2 - h_{j-1}^2) \end{pmatrix}.$$

On the other hand,

$$D_1(\overline{W}_{L_j}) = \begin{pmatrix} 1 & \frac{1}{\sqrt{g \frac{h_j + h_{j-1}}{2}}} \\ \sqrt{g \frac{h_j + h_{j-1}}{2}} & 1 \end{pmatrix} \text{ and } D_2(\overline{W}_{R_j}) = \begin{pmatrix} 1 & -\frac{1}{\sqrt{g \frac{h_{j+1} + h_j}{2}}} \\ -\sqrt{g \frac{h_{j+1} + h_j}{2}} & 1 \end{pmatrix}.$$

Now, taking in (23)

$$b'(x_j) = \frac{b(x_j) - b(x_{j-1})}{\Delta x} \text{ and } h(x_j, t) = \frac{h_j + h_{j-1}}{2}$$

to integrate, we have

$$h_{L_j} = \hat{h}_j - \frac{\Delta t}{\Delta x}(b_j - b_{j-1})\sqrt{g \frac{h_j + h_{j-1}}{2}} \quad (26)$$

and

$$q_{L_j} = \hat{q}_j - \frac{\Delta t}{2 \Delta x}g(b_j - b_{j-1})(h_j + h_{j-1}) \quad (27)$$

Acting in a similar way to (24), we have

$$h_{R_j} = \hat{h}_j - \frac{\Delta t}{\Delta x}(b_{j+1} - b_j)\sqrt{g \frac{h_{j+1} + h_j}{2}} \quad (28)$$

and

$$q_{R_j} = \hat{q}_j - \frac{\Delta t}{2 \Delta x}g(b_{j+1} - b_j)(h_{j+1} + h_j) \quad (29)$$

In addition, from (18) we have  $b_j = A - h_j$ , then

$$h_j^{n+1} = \frac{h_{L_j} + h_{R_j}}{2} = h_j \quad \text{and} \quad q_j^{n+1} = \frac{q_{L_j} + q_{R_j}}{2} = 0.$$

This concludes the proof.

□

### 3 Numerical experiments

In this section, we will discuss four test problems for shallow water equations. The first test problem is the dam-break problem with variable topography, which is one of the most basic problems with source term. The second one is a stationary problem, also with source term that represents a smooth bottom. The third one represents a tidal wave flow propagating over an irregular topography. This test was discussed by Bermúdez and Vázquez [2] and it is one of the most popular test to check the performance of a numerical scheme which tries to be effective in solving shallow water equations. It represents a severe test regarding to irregular topography and the long time over which is applied. Finally, the last test represents a numerical simulation of a tidal wave on the shoreline with friction effects, which introduces a wet/dry front.

## Test 1: Dam-break with variable topography

We consider the one dimensional shallow water equations (4) on the domain  $(x, t) \in [0, 1] \times \mathbb{R}^+$ . The initial data are

$$b(x) = \begin{cases} \frac{1}{8} \cos\left(10\pi\left(x - \frac{1}{2}\right)\right) + 1, & \frac{2}{5} < x < \frac{3}{5}, \\ 0, & \text{otherwise;} \end{cases} \quad W(x, 0) = \begin{cases} \begin{pmatrix} 1 - b(x) \\ 0 \end{pmatrix}, & x < \frac{1}{2}, \\ \begin{pmatrix} 0.5 - b(x) \\ 0 \end{pmatrix}, & x > \frac{1}{2}. \end{cases}$$

Fig. 2 shows numerical results of Test. 1 for schemes Q-tra1 and Q-tra2. In this test, we have chosen  $cfl = 0.5$  and  $t = 0.5$  on 200 computational cells. The number of cells is large and the value of  $t$  is small, so under these conditions, one can see that the performance of both schemes is similar.

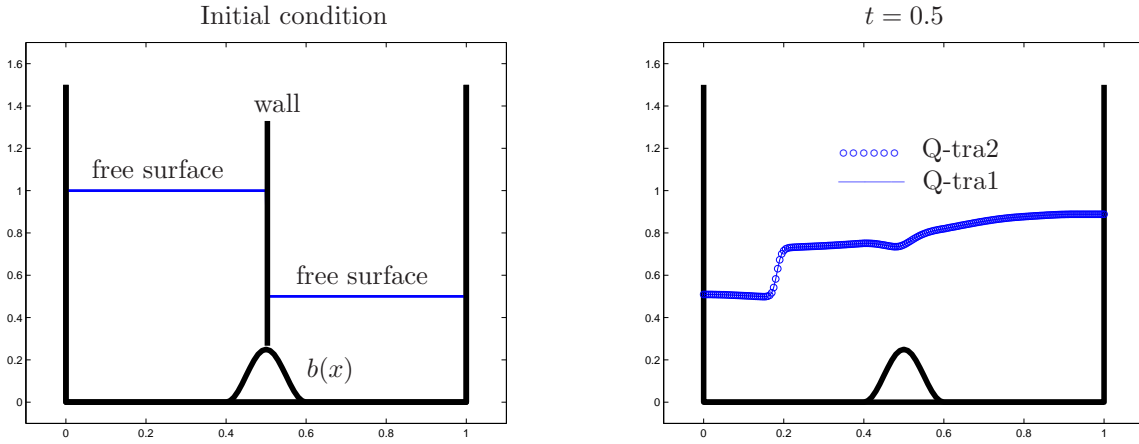


Fig. 2: Test 1. Initial condition and numerical result for  $t = 0.5$ .

## Test 2: Stationary problem with smooth bottom

We consider also Eq. (4) on the domain  $(x, t) \in [0, 1] \times \mathbb{R}^+$ . The bottom function  $b(x)$  is the same of test 1 and the initial data are

$$W(x, 0) = \begin{pmatrix} 1 - b(x) \\ 0 \end{pmatrix}, \quad 0 \leq x \leq 1.$$

This problem has a stationary solution  $W(x, t) = W(x, 0)$ ,  $0 \leq x \leq 1$  and  $t > 0$ .

In this test, we have chosen  $cfl = 0.5$  and  $t = 0.25$  on 50 computational cells, it shows spurious oscillations for Q-tra1 (see Fig. 3). However, Q-tra2 scheme has a good behavior.

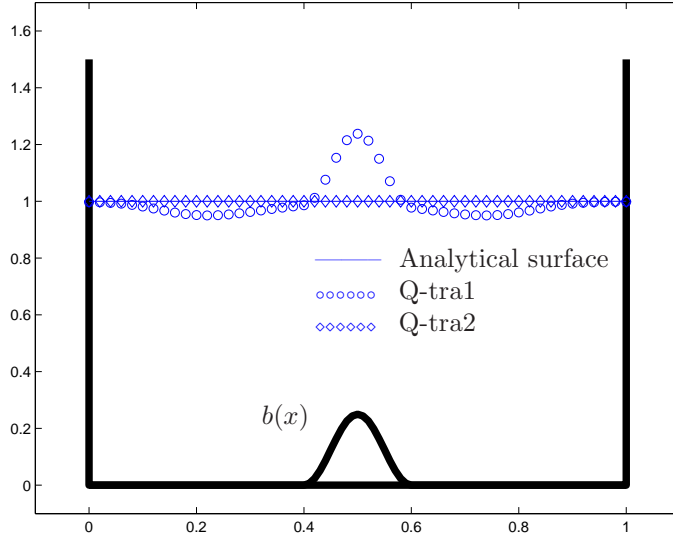


Fig. 3: Test 2. Numerical result for  $t = 0.25$ .

### Test 3: Tidal wave flow with irregular topography

We consider Eq. (4) on the domain  $(x, t) \in [0, 1500] \times [0, 10800]$ , where length is in meters and time in seconds. The bottom function  $b(x)$  is shown in Fig. 4, and the initial data are

$$W(x, 0) = \begin{pmatrix} H(x) \\ 0 \end{pmatrix}, \quad H(x) = H(0) - b(x), \quad 0 \leq x \leq 1500 \quad \text{and} \quad H(0) = 16.$$

Moreover, we have the following boundary conditions

$$\left. \begin{aligned} h(0, t) &= H(0) + \varphi(t), \\ \varphi(t) &= 4 + 4 \sin \left( \pi \left( \frac{4t}{86400} - \frac{1}{2} \right) \right), \\ q(1500, t) &= 0, \end{aligned} \right\} 0 \leq t \leq 10800.$$

Function  $\varphi(t)$  simulates a tidal wave of 4m amplitud.

For this problem, we can obtain an asymptotic analytical solution (see [2]) given by  $h(x, t) = H(x) + \varphi(t)$  and it satisfies  $h(x, 10800) = 20$ ,  $0 \leq x \leq 1500$ .

In order to check the behaviour of Q-tra2 scheme, we have chosen  $cfl = 0.9$  on 100 computational cells. Test. 3 is a strong test, it uses a long time  $t = 10800$  seconds and a complex topography, however an excellent performance of this scheme is demonstrated (see Fig. 4).

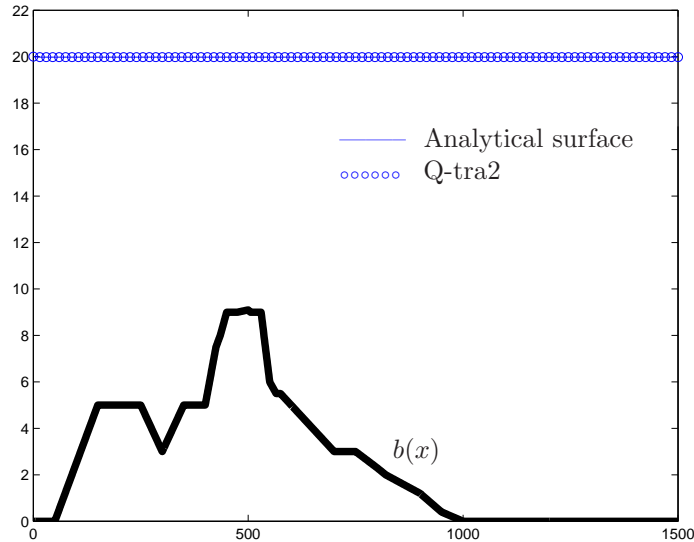


Fig. 4: Test 3. Tidal wave flow over an irregular topography using Q-tra2.

#### Test 4: Tidal wave on the shoreline with friction effects

In this test we take in account the bottom friction. Manning law is used to model friction between fluid and bottom, so a new element appears in the source term. As a consequence, the source term is given by

$$G(x, W) = \begin{pmatrix} 0 \\ -ghb'(x) - gqM^2 \left| \frac{q}{h} \right| h^{-\frac{4}{3}} \end{pmatrix},$$

where  $M$  is the Manning coefficient.

We consider the domain  $(x, t) \in [0, 6] \times \mathbb{R}^+$  and the bottom function

$$b(x) = \begin{cases} 0.00125x + 0.0125, & 0 \leq x \leq 3, \\ 0.162(x - 3) + 0.01625, & 3 \leq x \leq 6. \end{cases}$$

Here, length is in meters, time in seconds and the reference level is located at 40 cm. The tidal wave is simulated by introducing a discharge  $q = 0.8m^3/s$  in the boundary  $x = 0$

during the first 0.2 seconds, from that time a vertical wall condition is introduced. In the boundary  $x = 6$  is also introduced a vertical wall condition to preserve the mass conservation in the domain.

On the other hand, this test involves a wet/dry front, which complicates the stability of the scheme. Specific treatment is required to remove the spurious oscillations, the reader can find all detailed in [3] and [4]. For brevity, we summarize here two main actions of this treatment:

1.- Redefinition of the discretized bottom function to avoid the appearance of spurious pressure forces.

- If  $I_j$  is dry,  $I_{j-1}$  wet and  $h_{j-1} + b_{j-1} < h_j + b_j$ , then  $b_j = b_{j-1} + h_{j-1}$ .
- If  $I_j$  is wet,  $I_{j-1}$  dry and  $h_{j-1} + b_{j-1} > h_j + b_j$ , then  $b_j = b_{j-1} - h_j$ .

2.- Simulate the fact that the discharge is zero when the fluid across a wet/dry front.

- If  $I_j$  is dry, then  $q_j^{n+1} = 0$ .
- If  $I_j$  is wet, estimate of  $q_j^{n+1} < 0$  and  $I_{j-1}$  is dry, then  $q_j^{n+1} = 0$ .
- If  $I_j$  is wet, estimate of  $q_j^{n+1} > 0$  and  $I_{j+1}$  is dry, then  $q_j^{n+1} = 0$ .

In addition, friction causes spurious oscillations in  $q_j^n$ . However splitting schemes can avoid these effects by using a semi-implicit discretization. Below, we summarize the details.

In order to compute  $W_{L_j}^{n+1}$ , we consider Eq. (23) with friction

$$\left\{ \begin{array}{l} \frac{d}{dt} \begin{pmatrix} h_j \\ q_j \end{pmatrix} = \begin{pmatrix} -d_{12}^1 g h_j b'_j - d_{12}^1 g q_j M^2 \left| \frac{q_j}{h_j} \right| (h_j)^{-\frac{4}{3}} \\ -d_{12}^1 g h_j b'_j - d_{12}^1 g q_j M^2 \left| \frac{q_j}{h_j} \right| (h_j)^{-\frac{4}{3}} \end{pmatrix}; \quad t \in [t^n, t^{n+1}], \\ \begin{pmatrix} h(x_j, t^n) \\ q(x_j, t^n) \end{pmatrix} = \begin{pmatrix} \hat{h}(x_j, t^{n+1}) \\ \hat{q}(x_j, t^{n+1}) \end{pmatrix}. \end{array} \right. \quad (30)$$

Solving, we have

$$h_{L_j} = \hat{h}_j - d_{12}^1 \Delta t g \frac{h_j + h_{j-1}}{2} b'_j - d_{12}^1 \Delta t g \left( \frac{h_j + h_{j-1}}{2} \right)^{-\frac{4}{3}} \frac{q_j + q_{j-1}}{2} M^2 \left| \frac{q_j + q_{j-1}}{h_j + h_{j-1}} \right| \quad (31)$$

and

$$q_{L_j} = \hat{q}_j - d_{22}^1 \Delta t g \frac{h_j + h_{j-1}}{2} b'_j - d_{22}^1 \Delta t g \left( \frac{h_j + h_{j-1}}{2} \right)^{-\frac{4}{3}} q_{L_j} M^2 \left| \frac{q_j + q_{j-1}}{h_j + h_{j-1}} \right|. \quad (32)$$

Now, from Eq. (32) we obtain that

$$q_{L_j} = \frac{\hat{q}_j - d_{22}^1 \Delta t g \frac{h_j + h_{j-1}}{2} b'_j}{1 + d_{22}^1 \Delta t g \left( \frac{h_j + h_{j-1}}{2} \right)^{-\frac{4}{3}} M^2 \left| \frac{q_j + q_{j-1}}{h_j + h_{j-1}} \right|}. \quad (33)$$

On the other hand, in order to compute  $W_{R_j}^{n+1}$ , we act analogously and obtain

$$h_{R_j} = \hat{h}_j - d_{12}^2 \Delta t g \frac{h_{j+1} + h_j}{2} b'_{j+1} - d_{12}^2 \Delta t g \left( \frac{h_{j+1} + h_j}{2} \right)^{-\frac{4}{3}} \frac{q_{j+1} + q_j}{2} M^2 \left| \frac{q_{j+1} + q_j}{h_{j+1} + h_j} \right| \quad (34)$$

and

$$q_{R_j} = \frac{\hat{q}_j - d_{22}^2 \Delta t g \frac{h_{j+1} + h_j}{2} b'_{j+1}}{1 + d_{22}^2 \Delta t g \left( \frac{h_{j+1} + h_j}{2} \right)^{-\frac{4}{3}} M^2 \left| \frac{q_{j+1} + q_j}{h_{j+1} + h_j} \right|}. \quad (35)$$

**Remark 5** We denote the time splitting scheme given by (14)-(31)-(33)-(34) and (35) as **Q-tra3**.

Test. 4 results using Q-tra3 scheme are shown in Fig. 5. This test has all the ingredients of a real problem in shallow water: irregular topography, friction effects between bottom and water, and advancing front wet/dry. In Fig. 5, we can see the progress of the tidal wave for different time values: for  $t = 1$  the wave goes to head, in  $t = 2$  the wave reaches the shoreline, in  $t = 3$  the wave hits the wall and in  $t = 4$ , it returns toward  $x = 0$ . In  $t = 5$ , we can see how the wave returns back with negative velocity and it crashes with the wave from  $x = 0$  with positive velocity. However, in front of this critical situation, the behavior of the scheme is stable.

In this test, we have used a Manning coefficient  $M = 0.015$  and  $cfl = 0.5$  on 250 computational cells. It is appropriate to note that if you do not use a semi-implicit scheme, we obtain spurious oscillations and overflow computations.



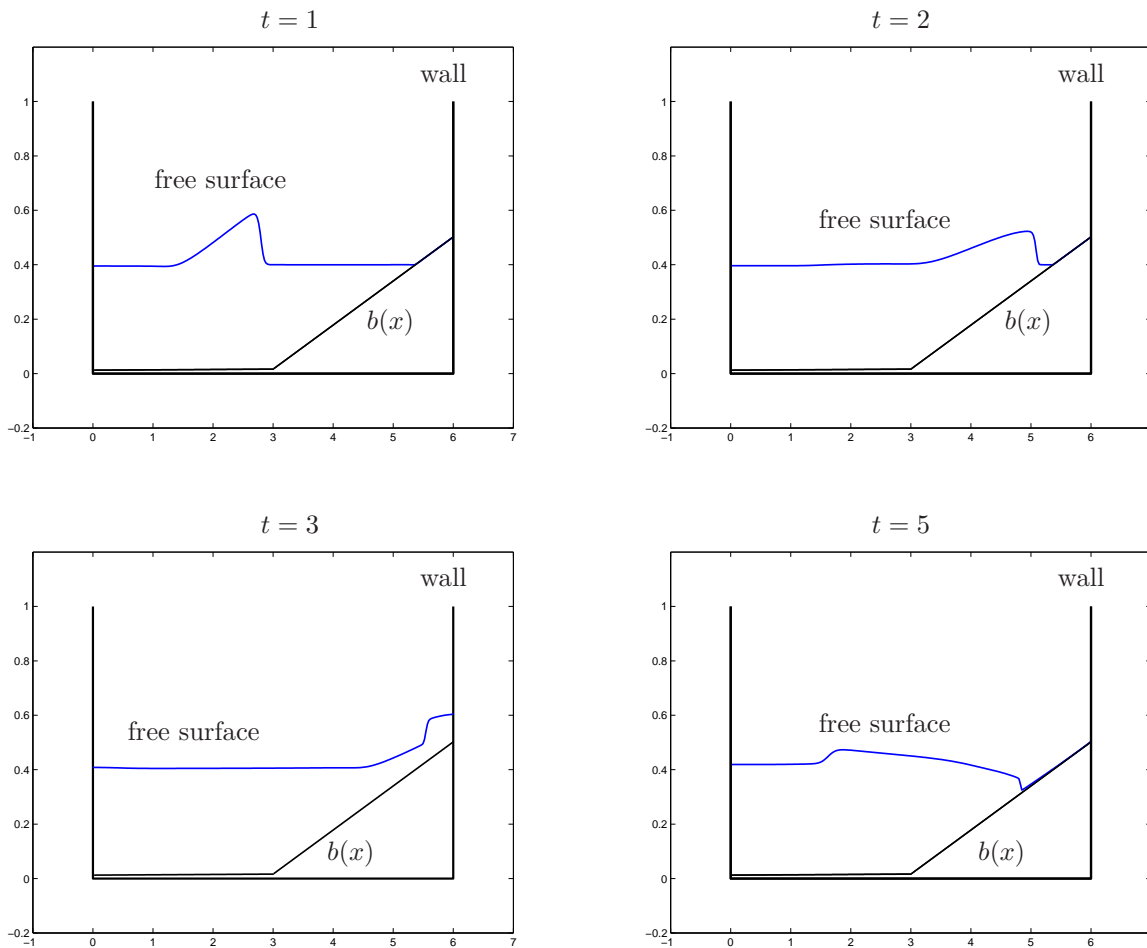


Fig. 5: Test 4. Tidal wave evolution for different times using Q-tra3.

## 4 Concluding remarks

Some upwind time splitting schemes have been developed for solving 1-D shallow water equations. In some test problems, our analysis shows that it is not enough to verify an approximate C-property to obtain good approximations; we need that an exact C-property to be verified. Perhaps, for some undemanding tests, it is not necessary, but when the test is demanding, then schemes that only satisfy an approximate C-property can bring to numerical instabilities.

We have shown that time splitting schemes for solving shallow water equations must be well balanced in the following sense: the scheme used to solve the homogeneous equation Eq. (2) and the scheme used to integrate the time-dependent ODE Eq. (3) cannot be whatever. They must be linked so that an exact C-property is satisfied. Apparently, Q-tra2 is computationally very expensive. But this is not true, since carried out calculations to obtain the numerical approximation of Eq. (2) are used to obtain  $D_L$  and  $D_R$  matrices.

Moreover, time splitting schemes could give us the possibility to choose a semi-implicit or implicit solver in order to obtain stability when Eq. (3) is integrated. In Test. 4, we have used a semi-implicit scheme that allowed us to obtain stability when shallow water model takes into account friction effects between fluid and bottom.

In summary, we have presented three time splitting schemes with different properties, the second of which is the best suited to treat severe test on shallow water equations. The semi-implicit Q-tra3 scheme shows the versatility that can provide splitting techniques for solving challenges of stiffness that present some partial differential equations.

## Acknowledgements

This work was supported by the plan for promotion of research at the University Jaume I, Project P1.1B2009-55. The author is pleased to acknowledge Professor Fernando Casas for helpful suggestions.

## References

- [1] Bermúdez A., Dervieux A., Desideri JA., Vázquez ME. Upwind schemes for the two-dimensional shallow water equations with variable depth using unstructured meshes. *Comput. Methods Appl. Mech. Engrg.* 155 (1998) 4972.
- [2] Bermúdez, A., Vázquez, ME. Upwind methods for hyperbolic conservation laws with source terms. *Comp. Fluids*, 23 (1994) 1049-1071.
- [3] Brufau, P., Vázquez-Cendón, ME., García-Navarro, P., A numerical model for the flooding and drying of irregular domain, *Int. J. Numer. Methods Fluids* 39 (2002) 247-275.
- [4] Castro, MJ., Ferreiro Ferreiro, AM., García-Rodríguez, JA., González-Vida, JM., Macías, J., Parés, C., Vázquez-Cendón, ME., The Numerical Treatment of Wet/Dry Fronts in Shallow Flows: Application to One-Layer and Two-Layer Systems, *Mathematical and Computer Modelling* 42 (2005) 419-439.
- [5] Greenberg, JM., Leroux, AY. A Well-Balanced Scheme for the Numerical Processing of Source Terms in Hyperbolic. *SINUM* 33 (1996) 1-16.
- [6] Holdahl, R., Holden, H. and KNUT-ANDREAS LIE, K.-A., Unconditionally Stable Splitting Methods for the Shallow Water Equations. *BIT* 39 (1999) 451472.
- [7] Holden, H., Karlsen, KH., Lie, K.-A., Risebro, NH., *Splitting Methods for Partial Differential Equations with Rough Solutions. Analysis and MATLAB programs.* European Mathematical Society Publishing, 2010.

- [8] Holden, H., Karlsen, KH., Risebro, NH., Tao, T., Operator splitting for the KdV equation. *Math. Comp.* 80 (2011) 821-846.
- [9] LeVeque, R.J. Balancing Source Terms and Flux Gradients in High-Resolution Godunov Methods: The Quasi-Steady Wave-Propagation Algorithm. *J. Comput. Phys.* 146 (1998) 346-365.
- [10] LeVeque, R.J., Yee, HC., A study of numerical methods for hyperbolic conservation laws with stiff source terms. *J. Comput. Phys.*, 86 (1990) 187210.
- [11] Lubich, C., On splitting methods for Schrödinger-Poisson and cubic nonlinear Schrödinger equations. *Math. Comp.* 77 (2008) 2141-2153.
- [12] Ma, D-J., Sun, D-J., Yin, X-Y. Solution of the 2-D shallow water equations with source terms in surface elevation splitting form. *Int. J. Numer. Meth. Fluids* 55 (2007) 431-454.
- [13] Skiba YN., Filatov DM., Conservative arbitrary order finite difference schemes for shallow-water flows *J. Comput. and Appl. Math.* 218 (2008) 579 591.
- [14] Toro, EF., *Riemann Solvers and Numerical Methods for Fluid Dynamics*, Third Edition, Springer, 2009.
- [15] Vázquez-Cendón, ME., Improved treatment of source terms in upwind schemes for the shallow water equations in channels with irregular geometry, *J. Comput. Phys.* 148 (1999) 497-526.
- [16] Wicker, L.J., Skamarock WC., Time-Splitting Methods for Elastic Models Using Forward Time Schemes *Mon. Wea. Rev.* 130 (2002) 2088-2097.