

Lessons from RHIC for the LHC and vice versa

Michael J. Tannenbaum^{*†}

Physics Dept., 510c, Brookhaven National Laboratory, Upton, NY 11973-5000, USA

E-mail: mjt@bnl.gov

For the past decade, measurements of semi-inclusive single identified particle spectra and two-particle correlations in p-p and A+A collisions at RHIC have produced a treasure trove of results which indicate a suppression of hard-scattered partons in the medium produced in A+A collisions. A suppression $R_{AA} \approx 0.2$ has been measured in the range $5 \leq p_T \leq 20$ GeV/c in central Au+Au collisions at $\sqrt{s_{NN}} = 200$ GeV for π^0 [1] and surprisingly for single-electrons from the decay of heavy quarks [2]. Both these results have been confirmed at the LHC in central Pb+Pb collisions at $\sqrt{s_{NN}} = 2.76$ TeV [3, 4]. Interestingly, in the p_T range from 5–20 GeV/c the LHC results nearly overlap the RHIC results for π^0 [5]. Thus, due to the flatter p_T spectrum, the energy loss in the medium at LHC must be larger than at RHIC in this p_T range. Another issue is whether the (mini) jets from hard-scattering influence the charged particle multiplicity $dN_{ch}/d\eta$ in A+A collisions. This author has long maintained that this is not possible [6], which is nicely shown by new data from RHIC at $\sqrt{s_{NN}} = 7$ GeV and from LHC [7] at 2.76 TeV. Also, new at the LHC are the beautiful measurements of the fractional transverse momentum imbalance A_J of di-jets [8, 9] at $\sqrt{s_{NN}} = 2.76$ TeV. When corrected [10] for the large fractional imbalance in p-p collisions with the same cuts required to obtain a clean jet sample in Pb+Pb, the relative fractional jet imbalance in Pb+Pb/p-p for ~ 200 GeV jets becomes $\approx 15\%$, as confirmed by a new CMS measurement [11]. This imbalance is compared to the same quantity derived at RHIC at $\sqrt{s_{NN}} = 200$ GeV from two-particle correlations of fragments from di-jets, using a trigger π^0 with $p_T \approx 10$ GeV/c. The deduced [10] di-jet fractional imbalance in this lower p_T range and c.m. energy is much larger, $\approx 45\%$. Among other lessons learned from RHIC is the need for p-p and p-A (or d-A) comparison data at the same $\sqrt{s_{NN}}$ in the same detector; and how the heavy-ion results may influence the search for the Higgs particle in p-p collisions at the LHC.

Sixth International Conference on Quarks and Nuclear Physics

April 16-20, 2012

Ecole Polytechnique, Palaiseau, Paris

^{*}Speaker.

[†]Supported by the U.S. Department of Energy, Contract No. DE-AC02-98CH1-886.

The principal difference in dealing with collisions of relativistic heavy ions, e.g. Au+Au, compared to p-p or e-p (or e-A) collisions at the same nucleon-nucleon c.m. energy, $\sqrt{s_{NN}}$, is that the particle multiplicity is $\sim A$ times larger in A+A central collisions than in p-p collisions as shown in actual events from the STAR and PHENIX detectors at RHIC in Fig. 1.

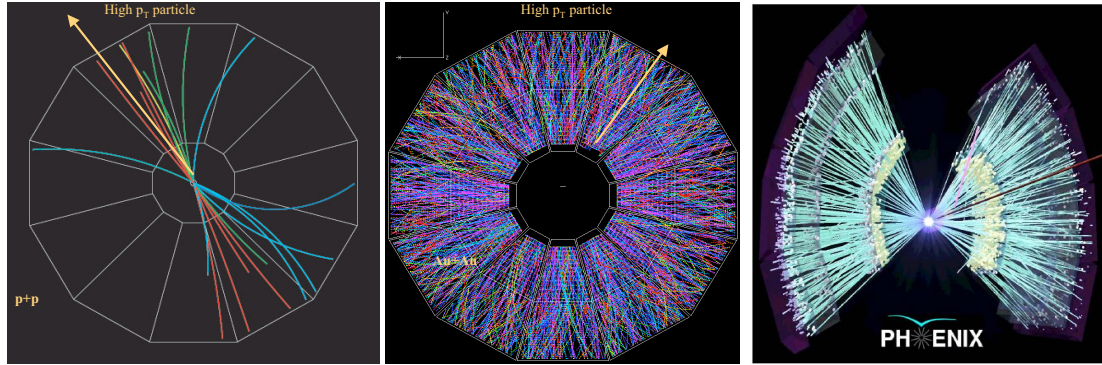


Figure 1: a) (left) A p-p collision in the STAR detector viewed along the collision axis; b) (center) Au+Au central collision at $\sqrt{s_{NN}} = 200$ GeV in the STAR detector; c) (right) Au+Au central collision at $\sqrt{s_{NN}} = 200$ GeV in the PHENIX detector.

A schematic drawing of a collision of two relativistic Au nuclei is shown in Fig. 2a. In the

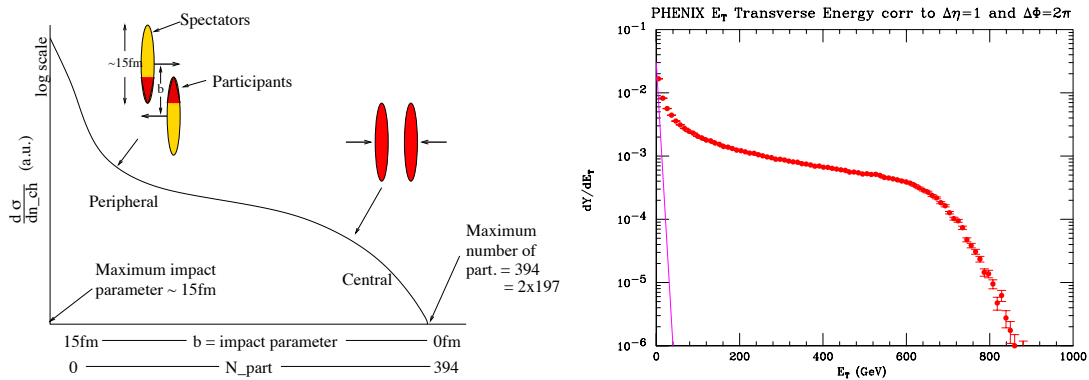


Figure 2: a) (left) Schematic of collision of two nuclei with radius R and impact parameter b . The curve with the ordinate labeled $d\sigma/dn_{ch}$ represents the relative probability of charged particle multiplicity n_{ch} which is directly proportional to the number of participating nucleons, N_{part} . b) (right) Transverse energy ($E_T = \sum E_i \sin \theta_i$) distribution in Au+Au (data points) and p-p collisions at $\sqrt{s_{NN}} = 200$ GeV from PHENIX [12].

center of mass system of the nucleus-nucleus collision, the two Lorentz-contracted nuclei of radius R approach each other with impact parameter b . In the region of overlap, the “participating” nucleons interact with each other, while in the non-overlap region, the “spectator” nucleons simply continue on their original trajectories and can be measured in Zero Degree Calorimeters (ZDC), so that the number of participants can be determined. The degree of overlap is called the centrality of the collision, with $b \sim 0$, being the most central and $b \sim 2R$, the most peripheral. The maximum time of overlap is $\tau_o = 2R/\gamma c$ where γ is the Lorentz factor and c is the speed of light in vacuum.

The energy of the inelastic collision is predominantly dissipated by multiple production of soft particles ($\langle p_T \rangle \approx 0.36$ GeV/c), where N_{ch} , the number of charged particles produced, is directly

proportional to the number of participating nucleons (N_{part}) as sketched on Fig. 2a. The impact parameter b can not be measured directly, so the centrality of a collision is defined in terms of the upper percentile of N_{ch} or E_T distributions, e.g. top 10%-ile, upper 10 – 20%-ile. Unfortunately the “upper” and “-ile” are usually not mentioned which sometimes confuses the uninitiated.

In Fig. 3a, measurements of the charged particle multiplicity density $dN_{\text{ch}}/d\eta$ at mid-rapidity, $|\eta| < 0.5$, relative to the number of participating nucleons, N_{part} , are shown as a function of centrality for $\sqrt{s_{NN}} = 200$ GeV Au+Au collisions at RHIC [12] together with new results this year from ALICE in $\sqrt{s_{NN}} = 2.76$ TeV Pb+Pb collisions at LHC [7]. The results are expressed as $(dN_{\text{ch}}/d\eta)/(N_{\text{part}}/2)$ for easy comparison to p-p collisions (2-participants).

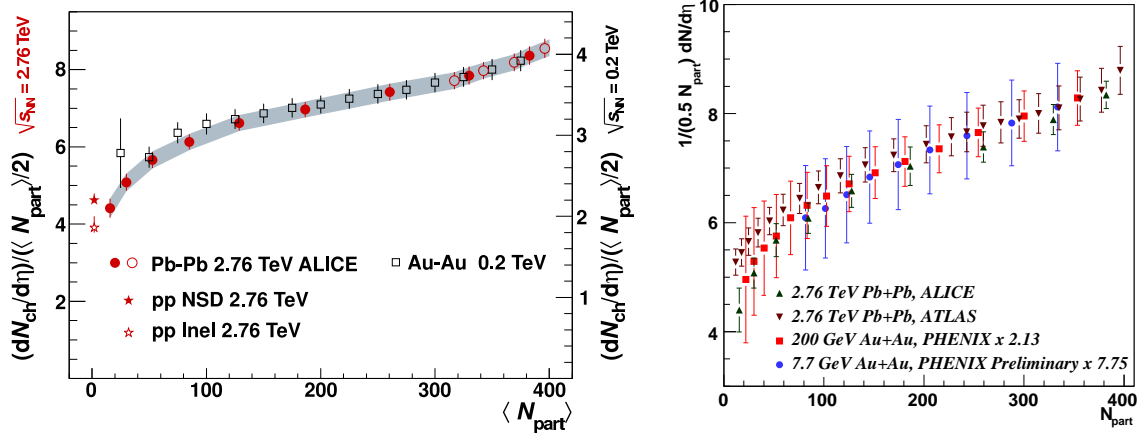
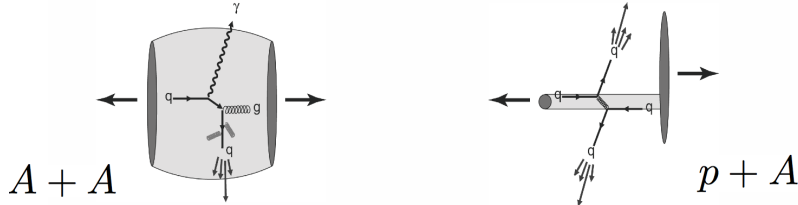


Figure 3: a) (left) Dependence of $(dN_{\text{ch}}/d\eta)/(N_{\text{part}}/2)$ on the average number of participants $\langle N_{\text{part}} \rangle$ in bins of centrality, for Pb+Pb collisions at $\sqrt{s_{NN}} = 2.76$ TeV [7] and Au+Au collisions at $\sqrt{s_{NN}} = 0.200$ TeV [12]. The scale for the lower-energy data (right side) differs by a factor of 2.1 from the scale for the higher-energy data (left side). b) (right) Data from (a) with new PHENIX measurement in Au+Au at $\sqrt{s_{NN}} = 0.0077$ TeV.

The LHC data show the effect well known from RHIC that $dN_{\text{ch}}/d\eta$ does not depend linearly on N_{part} , since $(dN_{\text{ch}}/d\eta)/(N_{\text{part}}/2)$ is not a constant for all N_{part} . However the data also show the amazing effect that the ratio of $(dN_{\text{ch}}/d\eta)/(N_{\text{part}}/2)$ from LHC to RHIC is simply a factor of 2.1 in every centrality bin. Thus the LHC and RHIC data lie one on top of each other by simple scaling of the RHIC measurements by a factor of 2.1. In Fig. 3b new results from Au+Au collisions at $\sqrt{s_{NN}} = 7.7$ GeV at RHIC scaled by a factor of 7.75 also lie on this curve. The identical shape of the centrality dependence of charged particle production for all $\sqrt{s_{NN}}$ indicates that the dominant effect is the nuclear geometry of the A+A collision. It has been shown that the geometry represents the number of constituent-quark participants/nucleon participant [16].

One of the most important lessons from RHIC is the use of hard-scattering as an in-situ probe of the medium produced in A+A collisions by the effect of the medium on outgoing hard-scattered



partons produced by the initial A+A collision. Measurements in p+A (or d+A) collisions, where no (or negligible) medium is produced, allow correction for any modification of the nuclear structure function from an incoherent superposition of proton and neutron structure functions.

The discovery, at RHIC [13], that π^0 with $p_T \geq 3$ GeV/c are suppressed in central Au+Au collisions is arguably *the* major discovery in Relativistic Heavy Ion Physics. In p-p collisions at $\sqrt{s_{NN}} = 200$ GeV (Fig. 4a) [14], the production of π^0 's via hard-scattering of the quark and gluon constituents of the incident nucleons is indicated by the break, from an exponential dependence of the invariant cross section, $E d^3\sigma/dp^3$, at low $p_T (\leq 1$ GeV/c), to a power-law behavior p_T^{-n} for $p_T \geq 3$ GeV/c, with $n = 8.1 \pm 0.05$. In Au+Au central collisions (Fig 4b) [15], the suppression is

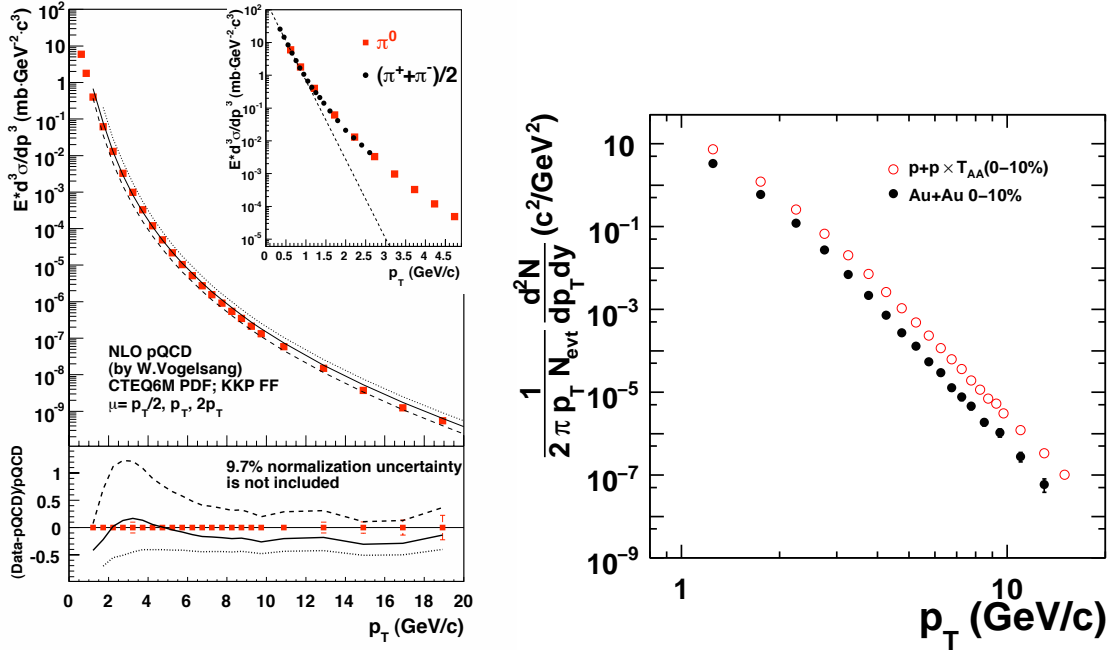


Figure 4: (left) PHENIX measurement of invariant cross section, $E d^3\sigma/d^3p$, as a function of transverse momentum p_T for π^0 production at mid-rapidity in p-p collisions at c.m. energy $\sqrt{s} = 200$ GeV [14]. (right) Log-Log plot of the invariant cross section of π^0 at $\sqrt{s_{NN}} = 200$ GeV as a function of transverse momentum p_T in p-p collisions, multiplied by the $\langle T_{AA} \rangle$ for Au+Au central (0–10%) collisions, compared to the measurement [15] of the invariant yield of π^0 per Au+Au central (0–10%) collision.

indicated by comparison of the measured yield of π^0 to the point-like scaled p-p cross section.

Formally, the suppression in central Au+Au collisions at $\sqrt{s_{NN}} = 200$ GeV (Fig. 5a) [5] is presented as the Nuclear Modification Factor, $R_{AA}(p_T)$, the ratio of the yield of π^0 's per central Au+Au collision (upper 5%-ile of observed multiplicity) to the point-like-scaled p-p cross section:

$$R_{AA}(p_T) = [d^2 N_{AA}^\pi / dp_T dy N_{AA}] / [\langle T_{AA} \rangle d^2 \sigma_{pp}^\pi / dp_T dy] \quad , \quad (1)$$

where $\langle T_{AA} \rangle$ is the overlap integral of the nuclear thickness functions. The $R_{AA}(p_T)$ appears to be constant at a value 0.2, for the range $5 \leq p_T \leq 14$ GeV/c, with a hint of a reduction of the suppression (increase of R_{AA}) for the range $15 \leq p_T \leq 20$ GeV/c. Due to the power-law dependence, a constant value of R_{AA} is indicative of a constant fractional energy shift in the p_T spectrum (Fig. 4b)

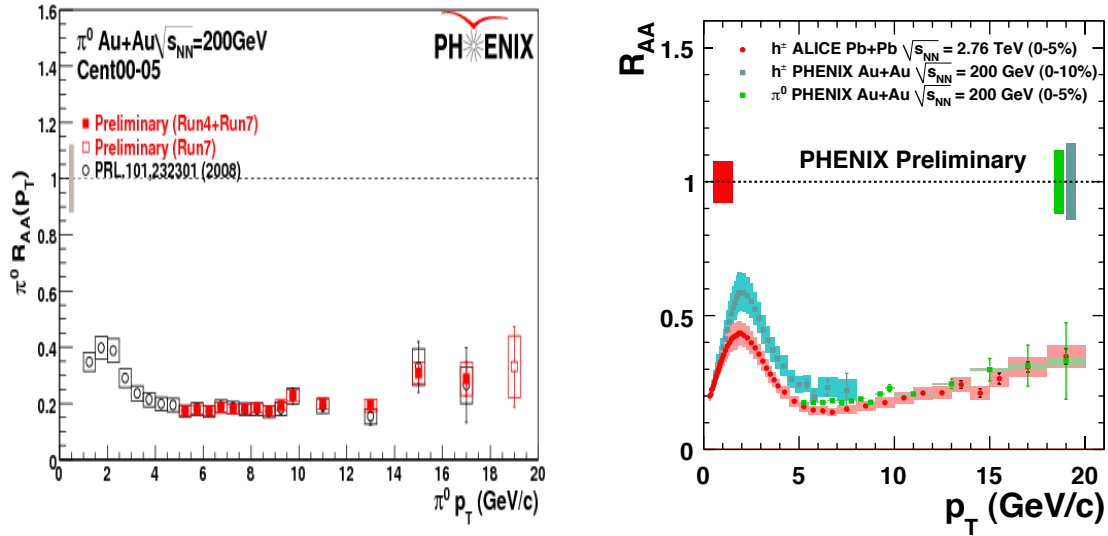


Figure 5: a) (left) PHENIX published [1] and preliminary [5] measurements of R_{AA} of π^0 as a function of p_T in central (0-5%) Au+Au collisions at $\sqrt{s_{NN}} = 200$ GeV. b) ALICE measurements [3] of $R_{AA}(p_T)$ for non-identified charged particles (h^\pm) in central (0-5%) Pb+Pb collisions at $\sqrt{s_{NN}} = 2.76$ TeV compared to PHENIX measurements of π^0 from (a) and h^\pm [5].

as suggested by the pQCD-based theory [17] of radiative energy loss of color-charged partons passing through a medium with a “large density of similarly exposed color charges” (i.e. a Quark-Gluon Plasma, QGP).

The first measurement from the LHC [3] of suppression of particles from hard-scattering in central Pb+Pb collisions at $\sqrt{s_{NN}} = 2.76$ GeV is shown in Fig. 5b. Despite more than a factor of 20 higher $\sqrt{s_{NN}}$, the R_{AA} measurements by ALICE at LHC appear to be nearly identical to those from PHENIX at RHIC for $5 \leq p_T \leq 20$ GeV/c, except that for the LHC data, with better statistics, the upward trend of $R_{AA}(p_T)$ over the whole interval is significant. It is interesting to note that due to the flatter p_T spectrum at the LHC (p_T^n with $n \sim 6$ compared to $n = 8.1$ at RHIC), the shift in the spectrum in this p_T range (as in Fig. 4b) must be 50% larger at LHC than at RHIC.

Another discovery at RHIC, now confirmed at the LHC, is the suppression of heavy quarks by the same amount as light quarks for $p_T \gtrsim 5$ GeV/c. This is indicated at RHIC (Fig. 6a) [2] by direct single- e^\pm from heavy quark (c , b) decay; and at the LHC by D mesons from c -quarks [4], and non-prompt J/Ψ from b -quarks [18] (Fig. 6b). The discovery at RHIC was a total surprise and a problem since it appears to disfavor the radiative energy loss explanation [17] of suppression (also called jet-quenching) because heavy quarks should radiate much less than light quarks or gluons.

Many explanations have been offered including some from string theory (see citations in Ref. [2]); but the explanation I prefer was by Nino Zichichi [19] who proposed that since the standard model Higgs Boson, which gives mass to the Electro-Weak vector Bosons, does not necessarily give mass to Fermions [20], “it cannot be excluded that in a QCD coloured world (a QGP), the six quarks are all nearly massless”. If this were true it would certainly explain why light and heavy quarks appear to exhibit the same radiative energy loss in the medium. This idea can,

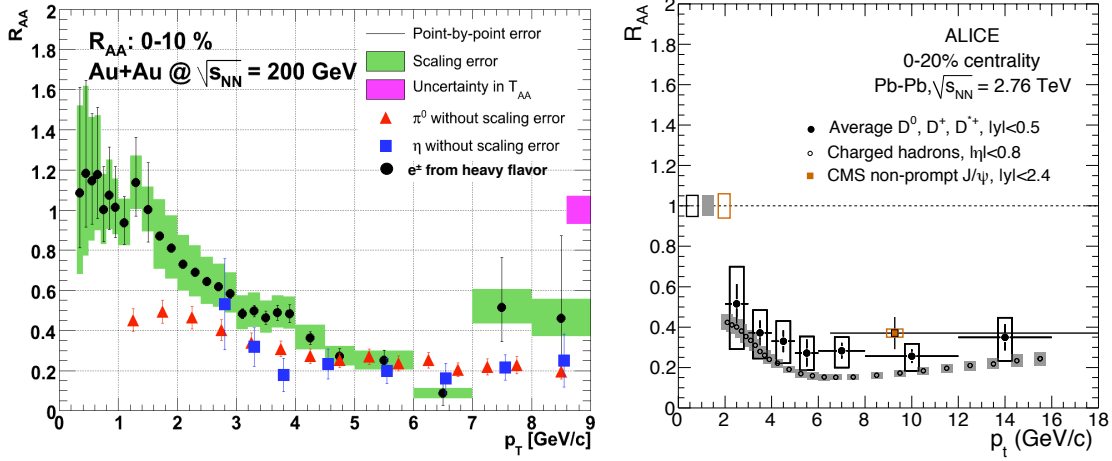


Figure 6: a) (left) $R_{AA}(p_T)$ measured by PHENIX [2] for direct single- e^\pm , and π^0 and η -mesons in central (0-10%) Au+Au collisions at $\sqrt{s_{NN}} = 200$ GeV. b) (right) R_{AA} of ALICE [4] D -mesons, charged hadrons, and CMS [18] non-prompt J/Ψ , in central (0-20%) Pb+Pb collisions at $\sqrt{s_{NN}} = 2.76$ TeV

in fact, be tested because the energy loss of one hard-scattered parton relative to its partner, e.g. $g + g \rightarrow b + \bar{b}$, can be measured by experiments at RHIC and LHC using two particle correlations in which both the outgoing b and \bar{b} are identified by measurement of their displaced decay vertices in silicon vertex detectors. When such results are available, they can be compared to π^0 -charged hadron correlations from light quark and gluon jets, for which measurement of the relative energy loss has been demonstrated at RHIC.

Another important lesson learned at RHIC [21] is that the distribution of particles, with p_{T_a} , opposite in azimuth to a trigger particle, e.g. a π^0 with large p_T , which is itself the fragment of a jet, does not measure the fragmentation function of the jet opposite in azimuth to the trigger, but, instead, measures the ratio of \hat{p}_{T_a} , of the away-parton, to \hat{p}_T , of the trigger-parton, and depends only on the same power n as the invariant single particle spectrum:

$$dP/dx_E|_{p_T} \approx N(n-1)/[\hat{x}_h(1+x_E/\hat{x}_h)^n] \quad . \quad (2)$$

This equation gives a simple relationship between the ratio, $x_E \approx p_{T_a}/p_T$, of the transverse momenta of the away-side particle to the trigger particle, and the ratio of the transverse momenta of the away-jet to the trigger-jet, $\hat{x}_h = \hat{p}_{T_a}/\hat{p}_T$. PHENIX measurements [22] of the x_E distributions of π^0 -h correlations in p-p and Au+Au collisions at $\sqrt{s_{NN}} = 200$ GeV were fit to Eq. 2 (Fig. 7a,b) [10]. The results for the fitted parameters are shown on the figures. In general the values of \hat{x}_h^{PP} do not equal 1 but vary between $0.8 < \hat{x}_h^{PP} < 1.0$ due to k_T smearing and the range of x_E covered. In order to take account of the imbalance ($\hat{x}_h^{PP} < 1$) observed in the p-p data, the ratio $\hat{x}_h^{AA}/\hat{x}_h^{PP}$ is taken as the measure of the energy of the away jet relative to the trigger jet in A+A compared to p-p collisions.

The fractional jet imbalance was also measured directly with reconstructed di-jets by the CMS collaboration at the LHC in Pb+Pb central collisions at $\sqrt{s_{NN}} = 2.76$ TeV (Fig. 8) [9]; and with the large effect in p-p collisions corrected in the same way [10], the results compared to PHENIX are shown in Fig. 7c. New results this year by CMS (Fig. 9) [11] confirm the correction [10] and significantly extend and improve their previous measurement.

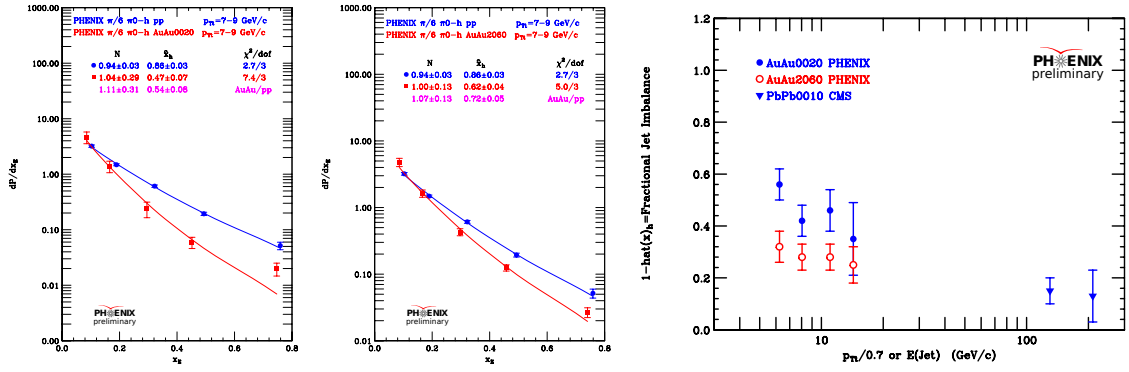


Figure 7: (left) x_E distributions at RHIC [10] from p-p (blue circles) and AuAu (red squares) collisions for $p_{T,1} = 7 - 9$ GeV/c, together with fits to Eq. 2 with parameters indicated: p-p (solid blue line) $N^{PP} = 0.94 \pm 0.03$, $\hat{x}_h^{PP} = 0.86 \pm 0.03$. For AuAu (solid red line), the ratios of the fitted parameters for AuAu/pp are also given: a) 00-20% centrality, $N^{AA} = 1.04 \pm 0.29$, $\hat{x}_h^{AA} = 0.47 \pm 0.07$, $\hat{x}_h^{AA}/\hat{x}_h^{PP} = 0.54 \pm 0.08$; b) 20-60% centrality $N^{AA} = 1.00 \pm 0.13$, $\hat{x}_h^{AA} = 0.62 \pm 0.04$, $\hat{x}_h^{AA}/\hat{x}_h^{PP} = 0.72 \pm 0.05$. c) (right) Fractional jet imbalance [10], $1 - \hat{x}_h^{AA}/\hat{x}_h^{PP}$, for the RHIC data from (a) and (b), and CMS data [9, 10].

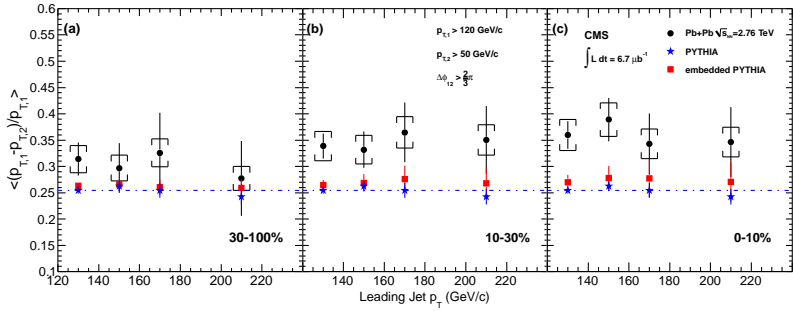


Figure 8: CMS measurement [9] of $\langle 1 - \hat{p}_{T,2}/\hat{p}_{T,1} \rangle$, the fractional jet imbalance, for 3 centralities in Pb+Pb collisions at $\sqrt{s_{NN}} = 2.76$ TeV, compared to PYTHIA simulations for p-p collisions.

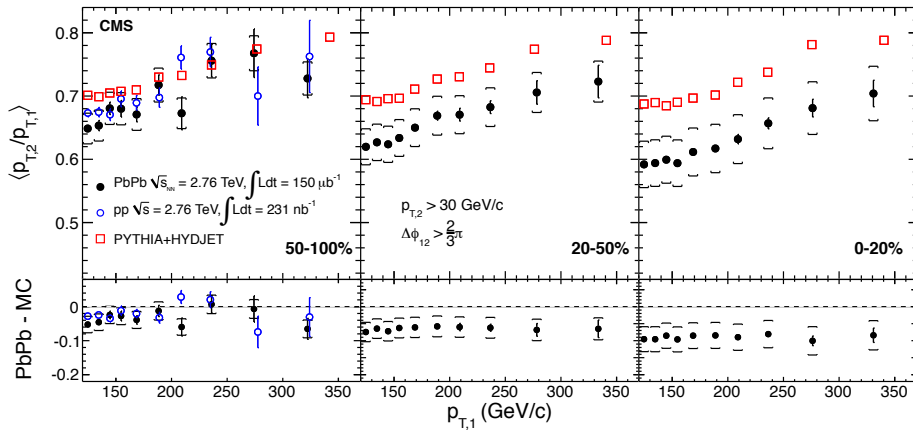


Figure 9: CMS [11] measurements of average di-jet transverse momentum ratio, $\hat{x}_h = \hat{p}_{T,2}/\hat{p}_{T,1}$, as a function of leading jet $\hat{p}_{T,1}$ at $\sqrt{s_{NN}} = 2.76$ TeV in p-p collisions and for 3 centralities in Pb+Pb collisions, as well as simulated p-p di-jets embedded in heavy ion events.

The large difference in fractional jet imbalance between RHIC and LHC c.m. energies (Fig. 7c) could be due to the difference in jet \hat{p}_T between RHIC (~ 20 GeV/c) and LHC (~ 200 GeV/c), the difference in n for the different $\sqrt{s_{NN}}$, or to a difference in the properties of the medium. In any case the strong \hat{p}_T dependence of the fractional jet imbalance (apparent energy loss of a parton) also seems to disfavor purely radiative energy-loss in the QGP [17] and indicates that the details of energy loss in a QGP remain to be understood. Future measurements will need to sort out these issues by extending both the RHIC and LHC measurements to overlapping regions of \hat{p}_T .

References

- [1] A. Adare, *et al.* PHENIX Collaboration, *Phys. Rev. Lett.* **101**, 232301 (2008).
- [2] A. Adare, *et al.* PHENIX Collaboration, *Phys. Rev. Lett.* **98**, 172301 (2007).
- [3] K. Aamodt, *et al.* ALICE Collaboration, *Phys. Lett. B* **696**, 30 (2011).
- [4] B. Abelev, *et al.* ALICE Collaboration, arXiv:1203.2160v1 [nucl-ex]; A. Dainese, *et al.* ALICE Collaboration, *J. Phys. G* **38**, 124032 (2011).
- [5] M. L. Putschke, *et al.* PHENIX Collaboration, *J. Phys. G* **38**, 124016 (2011).
- [6] M. J. Tannenbaum, *Proc. Workshop on Critical Examination of RHIC Paradigms*, Austin, TX, USA, April 14–17, 2010, *POS (CERP2010) 019*.
- [7] K. Aamodt, *et al.* ALICE Collaboration, *Phys. Rev. Lett.* **106**, 032301 (2011).
- [8] G. Aad, *et al.* ATLAS Collaboration, *Phys. Rev. Lett.* **105**, 252303 (2010).
- [9] S. Chatrchyan, *et al.* CMS Collaboration, *Phys. Rev. C* **84**, 024906 (2011).
- [10] M. J. Tannenbaum *et al.* PHENIX Collaboration, arXiv:1109.0760v1 [nucl-ex].
- [11] S. Chatrchyan, *et al.* CMS Collaboration, *Phys. Lett. B* **712**, 176 (2012).
- [12] S. S. Adler, *et al.* PHENIX Collab., *Phys. Rev. C* **71**, 034908 (2005).
- [13] K. Adcox, *et al.* PHENIX Collaboration, *Phys. Rev. Lett.* **88**, 022301 (2001); S. S. Adler, *et al.* PHENIX Collab., *Phys. Rev. Lett.* **91**, 072301 (2003).
- [14] A. Adare, *et al.* (PHENIX Collaboration), *Phys. Rev. D* **76**, 051106(R) (2007).
- [15] S. S. Adler, *et al.* PHENIX Collab., *Phys. Rev. C* **76**, 034904 (2007).
- [16] S. Eremin and S. Voloshin, *Phys. Rev. C* **67**, 064905 (2003); B. De and S. Bhattacharyya, *Phys. Rev. C* **71**, 024903 (2005); R. Nouicer, *Eur. Phys. J. C* **49**, 281 (2007).
- [17] R. Baier, D. Schiff and B. G. Zakharov, *Ann. Rev. Nucl. Part. Sci.* **50**, 37–69 (2000).
- [18] S. Chatrchyan, *et al.* CMS Collaboration, arXiv:1201.5069v1 [nucl-ex].
- [19] A. Zichichi, *Nucl. Phys. A* **805**, 36c (2008).
- [20] S. Weinberg, *Phys. Rev. D* **19**, 1277 (1979); L. Susskind, *Phys. Rev. D* **20**, 2619 (1979).
- [21] S. S. Adler, *et al.* PHENIX Collab., *Phys. Rev. D* **74**, 072002 (2006).
- [22] A. Adare, *et al.* PHENIX Collaboration, *Phys. Rev. Lett.* **104**, 252301 (2010).