

# Variational solution of congruent transformed Hamiltonian for many-electron systems using full configuration interaction calculation

Jennifer M. Elward,<sup>1</sup> Johannes Hoja,<sup>2</sup> and Arindam Chakraborty<sup>1,\*</sup>

<sup>1</sup>*Department of Chemistry, Syracuse University,  
Syracuse, New York 13244, USA*

<sup>2</sup>*Department of Chemistry, University of Graz,  
8010 Graz, Austria*

(Dated: April 20, 2022)

The congruent transformation of the electronic Hamiltonian is developed to address the electron correlation problem in many-electron systems. The central strategy presented in this method is to perform transformation on the electronic Hamiltonian for approximate removal of the Coulomb singularity. The principle difference between the present method and the transcorrelated method of Handy and Boys is that the congruent transformation preserves the Hermitian property of the Hamiltonian. The congruent transformation is carried out using explicitly correlated functions and the optimum correlated transform Hamiltonian is obtained by performing a search over a set of transformation functions. The ansatz of the transformation functions are selected to facilitate analytical evaluation of all the resulting integrals. The ground state energy is obtained variationally by performing a full configuration interaction (FCI) calculation on the congruent transformed Hamiltonian. Computed results on well-studied benchmark systems show that for the identical basis functions, the energy from the congruent transformed Hamiltonian is significantly lower than the conventional FCI calculations. Since the number of configuration state functions in the FCI calculation increases rapidly with the size of the 1-particle basis set, the results indicate that the congruent transformed Hamiltonian provides a viable alternative to obtain FCI quality energy using a smaller underlying 1-particle basis set.

PACS numbers: 31.10.+z, 31.15.-p

Keywords: explicitly correlated, R12-method, Gaussian-type geminal, configuration interaction, electron-electron cusp, congruent transformation

## I. INTRODUCTION

The form of the many-electron wavefunction in the proximity of the electron-electron and electron-nuclear coalescence point plays a critical role in accurate determination of the ground and excited state energies. Although, the precise structure of the many-electron wavefunction continues to be elusive, the form of the exact wavefunction at the coalescence point is well understood and is given by the Kato cusp condition. [1–4] In the many-electron wavefunction, the electron-nuclear cusp condition can be incorporated by using Slater-type orbitals (STOs). For calculations involving Gaussian-type orbitals (GTOs), the one-electron basis can be improved iteratively by adding GTOs with increasing angular momentum quantum number. [5] The subject of convergence of single-particle basis has been analyzed extensively using both analytical and numerical techniques. [6–8] The electron-electron cusp has been the focus of intense research because of its direct relation to the electron correlation problem and accurate description of the Coulomb and Fermi hole. [9–13] However, unlike the electron-nuclear cusp, atom-centered basis functions are not ideal for accurate description of the many-electron wavefunction near the electron-electron cusp. [14–16] Indeed it

has been shown that the slow convergence of a full configuration interaction (FCI) calculation with respect to the one-particle basis is related to the inadequate treatment of the electron-electron cusp. [15] The solution is to include explicit  $r_{12}$  dependence in the form of the wavefunction, and there is a large assortment of quantum chemical methods that have incorporated this approach. For example, in the variational Monte Carlo (VMC) method, the Jastrow function is used for including explicit  $r_{12}$  terms in the trial wavefunction. [2, 4] The form of the Jastrow is chosen to ensure that the electron-electron and electron-nuclear Kato cusp conditions are satisfied. The parameters in the Jastrow function are obtained by minimizing the linear combination of energy and its variance. Because of the complicated mathematical form of the Jastrow function it is not possible to evaluate the integral over the electronic coordinates analytically, and a stochastic numerical method is used for computation of the energy. Recently, Morales *et al.* performed highly accurate multi-determinant VMC calculations on water. [17] A detailed review of various applications of Quantum Monte Carlo (QMC) methods in physics and chemistry can be found in Ref. 18–20. Explicitly correlated methods have also been developed for post Hartree-Fock schemes such as perturbation theory (MP2-R12), coupled-cluster methods (CC-R12), and multireference CI schemes (R12-MRCI). These methods introduce the electron-hole interparticle distance directly into the calculation in order to increase the accuracy of

---

\* corresponding author: [archakra@syr.edu](mailto:archakra@syr.edu)

the calculations. The field of explicitly correlated methods for electronic structure calculation has been reviewed and a detailed description of various methods can be found in Ref. 14, 15, and 21. A common feature of the R12 and F12 methods discussed above is that they all involve analytical computation of the  $r_{12}$  correlation function. Recently, Chinnamsetty and coworkers have presented an interesting study that compared and contrasted QMC with various F12 methods. [22]

A different strategy known as the transcorrelated method was developed by Handy and Boys in 1969. [23] The basic idea of the transcorrelated method is to remove the electron-electron Coulomb singularity by performing similarity transformation on the Hamiltonian using an explicitly correlated function. The method was later extended by Ten-no to treat the electron-electron cusp using Gaussian geminal functions and was applied to chemical systems. [8, 24] The transcorrelated method has also been combined with other methods such as QMC [25] and coupled-cluster theory [26] and has been used to study electron correlation in periodic systems. [27] One of the defining characteristics of this method is that the transcorrelated Hamiltonian is not Hermitian and therefore is not required to be bounded from below by the exact ground state energy. The correlation function can be obtained either by minimizing the energy variance of the transcorrelated Hamiltonian [28, 29] or by requiring the correlation function to satisfy the electron-electron cusp condition.

The focus of the present work is to address the non-Hermitian property of the transcorrelated Hamiltonian by replacing the similarity transformation by congruent transformation. [30–32] By performing congruent transformation, we preserve the Hermitian property of the electronic Hamiltonian which allows us to use a standard electronic structure method such as configuration interaction method to minimize the total energy. The remainder of the paper describes the theoretical development and the implementation details of the method. The derivation of the congruent transformed Hamiltonian is presented in Sec. II. Details of performing FCI calculations using the congruent transformed Hamiltonian and interfacing it with existing FCI methods are presented in Sec. II A and II B. Benchmark calculations using the congruent transformed Hamiltonian are presented in Sec. III. The analysis of the results and conclusions are presented in Sec. IV.

## II. CONGRUENT TRANSFORMED HAMILTONIAN

The congruent transformed (CT) Hamiltonian  $\tilde{H}$  is defined by performing the following transformation [30–32]

$$\tilde{H} = G^\dagger H G, \quad (1)$$

where  $G$  is an explicitly correlated function which will be defined later. The expectation value of the CT Hamiltonian with respect to any trial wavefunction is given as

$$\tilde{E}_T[\Psi_T, G] = \frac{\langle \Psi_T | \tilde{H} | \Psi_T \rangle}{\langle \Psi_T | \tilde{1} | \Psi_T \rangle}, \quad (2)$$

where  $\tilde{1} = G^\dagger 1 G$ . The above expression is mathematically equivalent to calculating the expectation value of the electronic Hamiltonian using a correlated wavefunction and is bounded from below by the exact ground state energy  $E_{\text{exact}} \leq \tilde{E}_T$ . The optimized energy associated with the CT Hamiltonian is obtained by performing a minimization with respect to the trial wavefunction and explicitly correlated function,

$$E_{CT} = \min_{\Psi_T} \min_G \tilde{E}_T[\Psi_T, G]. \quad (3)$$

The optimization of the correlation function  $G$  and the trial wavefunction  $\Psi_T$  is conducted in two steps. In the first step, the form of the trial function is kept fixed to a single Slater determinant and the parameters of the geminal functions are determined by minimizing the geminal parameters and the molecular orbitals. In the second step, the minimized geminal function  $G_{\text{min}}$  is kept fixed and the trial wavefunction  $\Psi_T$  is minimized. The steps involved are described by the following equation

$$\tilde{E}[G_{\text{min}}] = \min_{G, \Phi_{\text{SD}}} \tilde{E}_T[\Phi_{\text{SD}}, G], \quad (4)$$

$$E_{CT} = \min_{\Psi_T} \tilde{E}_T[\Psi_T, G_{\text{min}}]. \quad (5)$$

The optimization of the correlation function and the trial wavefunction are described in the following subsections.

### A. Optimization of the correlation function

The choice of the correlation function  $G$  plays an important part in the implementation of the method for practical applications. In principle, a variety of correlated functions such as two and three-body Jastrow functions can be used. However, the matrix elements associated with these functions cannot be integrated analytically and one has to use numerical techniques such as the VMC method to calculate the integrals. In the present work, Gaussian-type geminal (GTG) functions were used for the correlated functions. The GTG functions were introduced by Boys [33, 34] and Singer [35], and have been used extensively in explicitly correlated methods. [36–41] Slater determinants augmented with GTG functions have been used to study electron-electron and electron-proton systems. The integrals involving GTG functions with GTOs can be performed analytically and have been derived earlier. [33, 34, 42, 43] The form of the correlated function used in the following calculations is defined as

$$G = \sum_{i < j}^N g(i, j), \quad (6)$$

$$g(i, j) = \sum_{k=1}^{N_g} b_k e^{-\gamma_k r_{ij}^2}, \quad (7)$$

where  $N$  is number of electrons and  $N_g$  is the number of Gaussian functions. The geminal coefficients  $\{b_k, \gamma_k\}$  in the GTG function are determined variationally. In the limit of  $G \rightarrow 1$ , the energy  $\tilde{E}[G_{\min}]$  becomes equal to the Hartree-Fock energy.

$$E_{\text{HF}} = \lim_{G \rightarrow 1} \tilde{E}[G_{\min}], \quad (8)$$

As a consequence, the HF energy is the upper bound to the geminal minimization process

$$\tilde{E}[G_{\min}] \leq E_{\text{HF}}. \quad (9)$$

The transformed Hamiltonian is expanded as a sum of 2-6 particle operators as shown below

$$\begin{aligned} \tilde{H} &= \sum_{i < j} \sum_k \sum_{m < n} g(m, n) h_1(k) g(i, j) \\ &+ \sum_{i < j} \sum_{k < l} \sum_{m < n} g(i, j) r_{kl}^{-1} g(m, n), \\ &= O_2 + O_3 + O_4 + O_5 + O_6 \end{aligned} \quad (10)$$

where, the operators  $\{O_n, n = 2, \dots, 6\}$  are defined by collecting all two, three, four, five and six particle operators obtained by expanding the summation in Eq. (10). Specifically,

$$O_2 = \sum_{i < j} h_2(i, j), \quad (12)$$

$$O_3 = \sum_{i < j < k} h_3(i, j, k), \quad (13)$$

$$O_4 = \sum_{i < j < k < l} h_4(i, j, k, l), \quad (14)$$

$$O_5 = \sum_{i < j < k < l < m} h_5(i, j, k, l, m), \quad (15)$$

$$O_6 = \sum_{i < j < k < l < m < n} h_6(i, j, k, l, m, n). \quad (16)$$

The exact form of the operators  $\{h_n, n = 2, \dots, 6\}$  have been derived earlier and are not duplicated here. [44] It should be emphasized that the operators  $\{h_n, n = 2, \dots, 6\}$  are defined so that they are completely symmetric with respect to all  $n!$  permutation of the indices

$$\mathcal{P}_k h_n = h_n \quad \text{where } \mathcal{P}_k \in S_n. \quad (17)$$

The operator  $\mathcal{P}_k$  is the permutation operator that belongs to the complete symmetric group  $S_n$ . An important feature of this method is the availability of the analytical gradients of the total energy with respect to the geminal parameters. The gradients can be computed analytically and are given by the following expressions

$$\frac{\partial g(1, 2)}{\partial b_k} = e^{-\gamma_k r_{12}^2}, \quad (18)$$

$$\frac{\partial g(1, 2)}{\partial \gamma_k} = -b_k r_{12}^2 e^{-\gamma_k r_{12}^2}. \quad (19)$$

The AO integrals involving the gradients of the GTG functions are performed analytically and are computed with other AO integrals.

## B. Optimization of the trial wavefunction

The optimization of the trial wavefunction  $\Psi_T$  is performed by performing a full configuration interaction (FCI) calculation on the congruent transformed Hamiltonian. The FCI wavefunction is constructed by performing all possible excitations from the reference wavefunction. [45] This can be represented by the following expression,

$$\begin{aligned} \Psi_{\text{FCI}} &= C_0 \Phi + \sum_a^{N_{\text{occ}}} \sum_p^{N_{\text{vir}}} C_a^p \Phi_a^p + \sum_{a < b}^{N_{\text{occ}}} \sum_{p < q}^{N_{\text{vir}}} C_{ab}^{pq} \Phi_{ab}^{pq} \\ &+ \sum_{a < b < c}^{N_{\text{occ}}} \sum_{p < q < r}^{N_{\text{vir}}} C_{abc}^{pqr} \Phi_{abc}^{pqr} + \dots, \end{aligned} \quad (20)$$

where we have retained  $N_{\text{vir}}$  in the expression to emphasize that only a finite number of terms are evaluated. This point will be a subject of discussion later in the derivation. The occupied and virtual orbitals are represented by  $(a, b, c, \dots)$  and  $(p, q, r, \dots)$ , respectively, and the CI coefficients are represented by  $(C_a^p, \dots)$  and are obtained variationally by minimizing the total energy. The construction of the full set of excitations and the determination of the CI coefficients are the two principle computational challenges associated with the FCI method. For very small molecules, the CI matrix can be explicitly constructed and diagonalized, however, this simple approach becomes prohibitively expensive as the system size increases. Currently, there are various computational techniques for efficient calculation of the expansion coefficients. [12, 46–50] The calculation requires matrix elements involving the operators  $\{(\Phi_k | O_\alpha | \Phi_{k'}), \alpha = 2, \dots, 6\}$  which are derived below.

The matrix elements involving the 2-particle operators are evaluated as

$$\langle \Phi_0 | O_2 | \Phi_0 \rangle = \frac{1}{2!} \sum_{k=1}^{2!} \sum_{i_1 i_2}^{N_{\text{occ}}} (-1)^{p_k} \langle i_1 i_2 | h_2 | P_k i_1 i_2 \rangle, \quad (21)$$

$$\langle \Phi_0 | O_2 | \Phi_a^p \rangle = \sum_{k=1}^{2!} \sum_{i_1}^{N_{\text{occ}}} (-1)^{p_k} \langle a i_1 | h_2 | P_k p i_1 \rangle, \quad (22)$$

$$\langle \Phi_0 | O_2 | \Phi_{ab}^{pq} \rangle = \sum_{k=1}^{2!} (-1)^{p_k} \langle ab | h_2 | P_k p q \rangle. \quad (23)$$

The matrix elements involving the 3-particle operators

are evaluated as

$$\langle \Phi_0 | O_3 | \Phi_0 \rangle = \frac{1}{3!} \sum_{k=1}^{3!} \sum_{i_1 i_2 i_3}^{N_{\text{occ}}} (-1)^{p_k} \langle i_1 i_2 i_3 | h_3 | P_k i_1 i_2 i_3 \rangle, \quad (24)$$

$$\langle \Phi_0 | O_3 | \Phi_a^p \rangle = \frac{1}{2!} \sum_{k=1}^{3!} \sum_{i_1 i_2}^{N_{\text{occ}}} (-1)^{p_k} \langle a i_1 i_2 | h_3 | P_k p i_1 i_2 \rangle, \quad (25)$$

$$\langle \Phi_0 | O_3 | \Phi_{ab}^{pq} \rangle = \sum_{k=1}^{3!} \sum_{i_1}^{N_{\text{occ}}} (-1)^{p_k} \langle a b i_1 | h_3 | P_k p q i_1 \rangle, \quad (26)$$

$$\langle \Phi_0 | O_3 | \Phi_{abc}^{pqr} \rangle = \sum_{k=1}^{3!} (-1)^{p_k} \langle a b c | h_3 | P_k p q r \rangle. \quad (27)$$

The matrix elements involving the 4-particle operators are evaluated as

$$\langle \Phi_0 | O_4 | \Phi_0 \rangle = \frac{1}{4!} \sum_{k=1}^{4!} \sum_{i_1 i_2 i_3 i_4}^{N_{\text{occ}}} (-1)^{p_k} \langle i_1 i_2 i_3 i_4 | h_4 | P_k i_1 i_2 i_3 i_4 \rangle, \quad (28)$$

$$\langle \Phi_0 | O_4 | \Phi_a^p \rangle = \frac{1}{3!} \sum_{k=1}^{4!} \sum_{i_1 i_2 i_3}^{N_{\text{occ}}} (-1)^{p_k} \langle a i_1 i_2 i_3 | h_4 | P_k p i_1 i_2 i_3 \rangle, \quad (29)$$

$$\langle \Phi_0 | O_4 | \Phi_{ab}^{pq} \rangle = \frac{1}{2!} \sum_{k=1}^{4!} \sum_{i_1 i_2}^{N_{\text{occ}}} (-1)^{p_k} \langle a b i_1 i_2 | h_4 | P_k p q i_1 i_2 \rangle, \quad (30)$$

$$\langle \Phi_0 | O_4 | \Phi_{abc}^{pqr} \rangle = \sum_{k=1}^{4!} \sum_{i_1}^{N_{\text{occ}}} (-1)^{p_k} \langle a b c i_1 | h_4 | P_k p q r i_1 \rangle, \quad (31)$$

$$\langle \Phi_0 | O_4 | \Phi_{abcd}^{pqrs} \rangle = \sum_{k=1}^{4!} (-1)^{p_k} \langle a b c d | h_4 | P_k p q r s \rangle. \quad (32)$$

The matrix elements involving the 5-particle operators are evaluated as

$$\langle \Phi_0 | O_5 | \Phi_0 \rangle = \frac{1}{5!} \sum_{k=1}^{5!} \sum_{i_1 i_2 i_3 i_4 i_5}^{N_{\text{occ}}} (-1)^{p_k} \langle i_1 i_2 i_3 i_4 i_5 | h_5 | P_k i_1 i_2 i_3 i_4 i_5 \rangle, \quad (33)$$

$$\langle \Phi_0 | O_5 | \Phi_a^p \rangle = \frac{1}{4!} \sum_{k=1}^{5!} \sum_{i_1 i_2 i_3 i_4}^{N_{\text{occ}}} (-1)^{p_k} \langle a i_1 i_2 i_3 i_4 | h_5 | P_k p i_1 i_2 i_3 i_4 \rangle, \quad (34)$$

$$\langle \Phi_0 | O_5 | \Phi_{ab}^{pq} \rangle = \frac{1}{3!} \sum_{k=1}^{5!} \sum_{i_1 i_2 i_3}^{N_{\text{occ}}} (-1)^{p_k} \langle a b i_1 i_2 i_3 | h_5 | P_k p q i_1 i_2 i_3 \rangle, \quad (35)$$

$$\langle \Phi_0 | O_5 | \Phi_{abc}^{pqr} \rangle = \frac{1}{2!} \sum_{k=1}^{5!} \sum_{i_1 i_2}^{N_{\text{occ}}} (-1)^{p_k} \langle a b c i_1 i_2 | h_5 | P_k p q r i_1 i_2 \rangle, \quad (36)$$

$$\langle \Phi_0 | O_5 | \Phi_{abcd}^{pqrs} \rangle = \sum_{k=1}^{5!} \sum_{i_1}^{N_{\text{occ}}} (-1)^{p_k} \langle a b c d i_1 | h_5 | P_k p q r s i_1 \rangle, \quad (37)$$

$$\langle \Phi_0 | O_5 | \Phi_{abcde}^{pqrst} \rangle = \sum_{k=1}^{5!} \langle a b c d e | h_5 | P_k p q r s t \rangle. \quad (38)$$

The matrix elements involving the 6-particle operators are evaluated as

$$\langle \Phi_0 | O_6 | \Phi_0 \rangle = \frac{1}{6!} \sum_{k=1}^{6!} \sum_{i_1 i_2 i_3 i_4 i_5 i_6}^{N_{\text{occ}}} (-1)^{p_k} \langle i_1 i_2 i_3 i_4 i_5 i_6 | h_6 | P_k i_1 i_2 i_3 i_4 i_5 i_6 \rangle, \quad (39)$$

$$\langle \Phi_0 | O_6 | \Phi_a^p \rangle = \frac{1}{5!} \sum_{k=1}^{6!} \sum_{i_1 i_2 i_3 i_4 i_5}^{N_{\text{occ}}} (-1)^{p_k} \langle a i_1 i_2 i_3 i_4 i_5 | h_6 | P_k p i_1 i_2 i_3 i_4 i_5 \rangle, \quad (40)$$

$$\langle \Phi_0 | O_6 | \Phi_{ab}^{pq} \rangle = \frac{1}{4!} \sum_{k=1}^{6!} \sum_{i_1 i_2 i_3 i_4}^{N_{\text{occ}}} (-1)^{p_k} \langle a b i_1 i_2 i_3 i_4 | h_6 | P_k p q i_1 i_2 i_3 i_4 \rangle, \quad (41)$$

$$\langle \Phi_0 | O_6 | \Phi_{abc}^{pqr} \rangle = \frac{1}{3!} \sum_{k=1}^{6!} \sum_{i_1 i_2 i_3}^{N_{\text{occ}}} (-1)^{p_k} \langle a b c i_1 i_2 i_3 | h_6 | P_k p q r i_1 i_2 i_3 \rangle, \quad (42)$$

$$\langle \Phi_0 | O_6 | \Phi_{abcd}^{pqrs} \rangle = \frac{1}{2!} \sum_{k=1}^{6!} \sum_{i_1 i_2}^{N_{\text{occ}}} (-1)^{p_k} \langle a b c d i_1 i_2 | h_6 | P_k p q r s i_1 i_2 \rangle, \quad (43)$$

$$\langle \Phi_0 | O_6 | \Phi_{abcde}^{pqrst} \rangle = \sum_{k=1}^{6!} \sum_{i_1}^{N_{\text{occ}}} \langle a b c d e i_1 | h_6 | P_k p q r s t i_1 \rangle, \quad (44)$$

$$\langle \Phi_0 | O_6 | \Phi_{abcdef}^{pqrstu} \rangle = \sum_{k=1}^{6!} \langle a b c d e f | h_6 | P_k p q r s t u \rangle. \quad (45)$$

The computation of matrix elements in the above expression requires atomic orbital integrals involving the GTG functions. One of the advantages of using the GTG functions is that all the AO integrals needed for the CT Hamiltonian calculation can be computed analytically. Boys and Singer have derived the integrals involving GTG functions with s-type GTOs. Persson and Taylor have extended the method for higher angular momentum by using the Hermite Gaussian expansion approach. [43] Recently, Hofener and coworkers have also derived the geminal integrals by extending the Obara-Saika techniques for calculating the GTG integrals. [51]

The solution for the CI coefficients requires diagonalization of the CI Hamiltonian matrix. However, the lowest eigenvalue and eigenfunction can be obtained without explicit construction and storage of the CI matrix. There are various efficient methods such as the Davidson diagonalization to perform this task. [52] Recently, Alavi et al. have developed the FCIQMC method which allows very efficient evaluation of the FCI wavefunction. [53–57]

In the present calculation, the FCI eigenvector was obtained by performing the Nesbet update scheme and was selected because of its ease of implementation. [58] In the Nesbet method, an expansion coefficient  $c_\mu$  is updated by  $\Delta c_\mu$

$$c_\mu = c_\mu + \Delta c_\mu, \quad (46)$$

where the update is calculated as

$$\Delta c_\mu = \frac{\sigma_\mu}{E\tilde{1}_{\mu\mu} - \tilde{H}_{\mu\mu}}, \quad (47)$$

$$\sigma_\mu = \sum_i \tilde{H}_{\mu i} c_i - E \sum_i \tilde{1}_{\mu i} c_i. \quad (48)$$

The energy is updated at each step using

$$\Delta E = \frac{\sigma_\mu \Delta c_\mu}{D + \Delta D}, \quad (49)$$

$$\Delta D = \Delta c_\mu \left[ 2 \sum_i S_{\mu i} c_i + S_{\mu\mu} \Delta c_\mu \right]. \quad (50)$$

The FCI energy can be recovered from the CT calculation by setting  $G = 1$

$$E_{\text{FCI}} = \lim_{G \rightarrow 1} E_{\text{CT}}. \quad (51)$$

From the above relationship, we expect that the CTH energy calculated with  $G_{\text{min}}$  will be lower than the FCI results. In the following section, we perform CTH calculations on well-studied two-electron systems and compare calculated energies with reported benchmark values.

### III. CALCULATIONS AND RESULTS OF BENCHMARK SYSTEMS

The Hooke's atom is one of the few correlated two-electron systems for which the Schrödinger equation can be solved analytically. This feature has made it a testing ground for a wide variety of methods. [59–62] The Hooke's atom consists of two electrons in a parabolic potential. The Hamiltonian of that system can be written as

$$\hat{H} = -\frac{1}{2}\nabla_1^2 - \frac{1}{2}\nabla_2^2 + \frac{1}{2}kr_1^2 + \frac{1}{2}kr_2^2 + \frac{1}{r_{12}} \quad (52)$$

where, all the quantities are expressed in the atomic units. The interaction between an electron and the nucleus is described with the harmonic potential. For  $k = 0.25$  a.u., the Schrödinger equation can be solved exactly and the ground state energy is equal to 2.0 Hartrees. [63] The Hooke's atom provides an ideal ground for testing the CTH method. The CTH calculations were performed using the 6-311G basis and the geminal parameters were obtained variationally from the solution of Eq. (4). The energy was converged with respect to number of geminal parameters  $N_g$ , and the results are presented in Fig. 1.

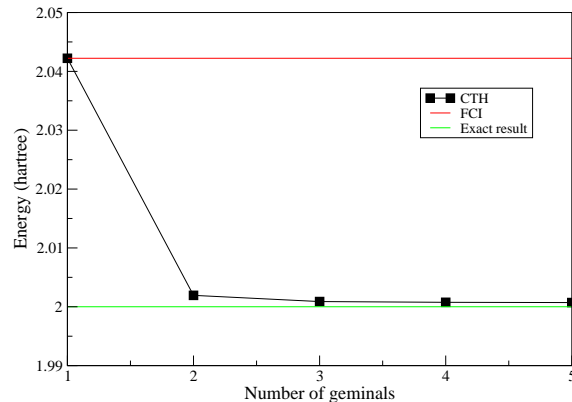


FIG. 1. Comparison of the exact ground state energy of Hooke's atom with the results from CTH and FCI calculations.

TABLE I. Geminal parameters for Hooke's atom using the 6-311G basis set

Number	$b_k$	$\gamma_k$
1	1.0000	0.0000
2	-0.6090	0.1050
3	-0.0709	2.350
4	0.0216	0.175
5	-0.0132	1.120

It is seen that the energy was converged after addition of four geminal parameters and the optimized geminal parameters are listed in Table I. Comparing the energy with the exact result of 2.0 Hartrees, it is seen that the  $\tilde{E}[G_{\text{min}}]$  is slightly higher by 0.770 mHartrees (or 0.483 kcal/mol). The optimized Slater determinant  $\Phi$  obtained in the previous step is used as the reference wavefunction for the CTH calculations and the results are summarized in Fig. 1. For  $G = 1$ , the CTH energy is identical to the FCI energy. However, inclusion of additional geminal terms makes the CTH energy lower than the energy from the FCI calculation. It is seen that the CTH energy is in good agreement with the exact analytical results and is higher by 0.000296 Hartrees, these results are provided in Table II. The CTH calculations were also carried out for the helium atom and the results are presented in

TABLE II. Difference between exact and calculated energy Hooke's atom using the CTH method

Hartree	kcal/mol	kJ/mol	eV	$\text{cm}^{-1}$
0.000296	0.186	0.777	0.00805	65.0

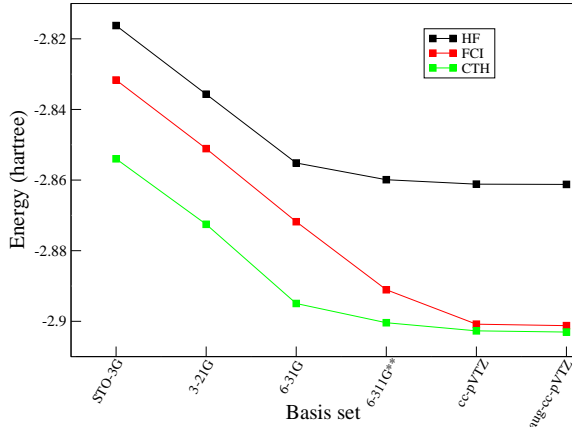


FIG. 2. Effect of basis set on ground state energy of Helium for HF, FCI, and CTH methods.

TABLE III. Geminal parameters for Helium atom using 6-311G

Number	$b_k$	$\gamma_k$
1	1.000000	0.00000
2	-0.320260	0.57816
3	-0.063365	10.3760
4	0.020918	0.83536
5	-0.029282	0.08799

Fig. 2. The calculations were performed using different basis functions, and the results were compared with HF and FCI values. It is seen that for small basis sets, the  $\tilde{E}$  energy is lower than the FCI energy. We expect this because of the inclusion of the optimized geminal terms. The key result from Fig. 2 is that for small basis sets, the CTH method provides a substantial lowering of energy with respect to the corresponding FCI values. The CTH calculations with respect to a small basis provides a wavefunction that is comparable to the FCI wavefunction at much larger basis functions. Since the cost of the FCI expansion increases sharply with the size of the underlying 1-particle basis, the CTH method provides an appealing alternative for obtaining accurate results when an FCI calculation is prohibitively expensive. The dependence of the CTH energies on the number of geminal parameters is shown in Fig. 3 and the optimized geminal parameters for the helium atom are listed in Table III.

#### IV. DISCUSSION AND CONCLUSIONS

The first geminal parameter is always set to  $b_1 = 1$  and  $\gamma_1 = 0$  and is never optimized during the calculations. When all the other  $N_g - 1$  geminal parameters are set to zero, these values of  $b_1$  and  $\gamma_1$  represent the

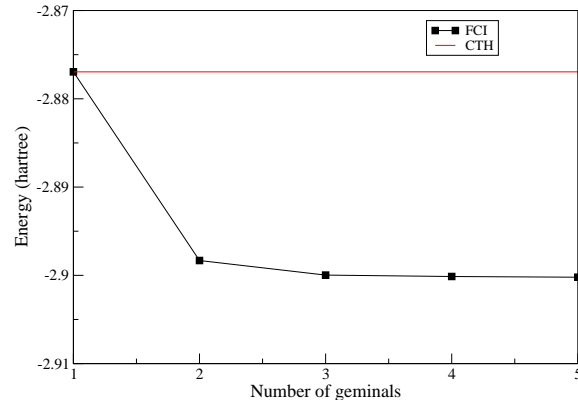


FIG. 3. Convergence of the CT Hamiltonian energy of the Helium atom with respect to the number of geminal functions. The calculations were performed with 6-311G basis set.

$G = 1$  limit. Geminal parameters from  $b_2 \dots b_{N_g}$  and  $\gamma_2 \dots \gamma_{N_g}$  are optimized to obtain  $G_{\min}$  as described in Eq. (4). This procedure ensures that the optimized energy is always bounded from above by the HF energy. Figures 1 and 2 show the effect of inclusion of additional geminal parameters and it is seen that the second geminal parameter lowers the energy significantly. This is an important result and clearly indicates the importance of the geminal function in construction of the congruent transformed Hamiltonian. The set of  $\{b_k\}$  was optimized without any constraint and it is seen from Tables I and III that the overall geminal parameter is negative. This is an expected result and is in agreement with previous work on explicitly correlated methods. [51, 64, 65] The negative values of geminal parameters indicate the role of the geminal function in providing a better description of the Coulomb hole.

The analytical forms of the GTG functions are inherently approximate and are not capable of describing the cusp correctly because their first derivative vanishes in the limit of  $r_{ee} = 0$

$$\left( \frac{\partial G}{\partial r_{ee}} \right)_{r_{ee}=0} = 0. \quad (53)$$

To assess the quality of the CTH energy, it is important to estimate how much of an error this feature introduces in the calculated energy. For the Hooke's atom this can be done in a straightforward manner since the analytical solution of the Schrödinger equation is known. From Table II, it is seen that the CTH energy is close to the exact ground state energy and is higher by 0.296 mHartrees or 0.186 kcal/mol. This difference between the CTH and the exact energy represents the upper bound in the error that one can expect for this system by approximating the cusp with GTG functions. For the helium atom, the

TABLE IV. Comparison of ground state energy (in Hartrees) of the helium atom

$E$	function	ref
-2.900233	FCI	[75]
-2.903041	CTH	this work
-2.903724	free ICI	[69, 70]

situation is less straightforward because we do not have access to the exact solution. Instead, we compared the CTH energies with other high-level methods from previous studies [66–74] that include the exact cusp condition in the wavefunction. In order to achieve the best CTH energy, the calculation was performed with an aug-cc-pVTZ basis set and geminal parameters were optimized with respect to the aug-cc-pVTZ basis. Comparing the CTH method with the highly accurate ICI method by Nakatsuji [69, 70], it is seen that CTH energy is higher than the ICI energy by 0.429 kcal/mol. The comparison of the CTH calculation to the ICI method and other highly accurate results can be seen in Table IV. The impact of electron-electron cusp on ground state energy was investigated in detail by Prendergast [12] and coworker using CI and QMC methods. Their study concluded that one can still expect to get mHartree level of accuracy

even in situations where the exact cusp condition is not satisfied. Our study using GTG functions also confirms this observation. The use of GTG functions in the CTH method, represents a trade-off between the implementation of exact cusp condition and analytical expression for computing the Gaussian-type geminal integrals.

In conclusion, the congruent transformation of the electronic Hamiltonian using Gaussian type geminal function is presented as a general method for calculating accurate ground state energy. The form of the congruent transformed Hamiltonian can be systematically improved by using the geminal function. It was found that a small number of geminal functions are needed to converge the energy. Furthermore, addition of just one geminal parameter results in a substantial improvement in the accuracy of the wave function. For a given finite basis set the CTH energy was found to be lower than the FCI calculation on untransformed Hamiltonian. The results indicate that the congruent transformed Hamiltonian provides a viable alternative for obtaining FCI quality energy using a smaller underlying 1-particle basis set.

#### ACKNOWLEDGMENTS

We gratefully acknowledge the support from Syracuse University, Graz University of Technology, NSF REU program Grant No. CHE-0850756, and NSF iREU program Grant No. CHE-0755383 for this work.

- 
- [1] T. Kato, *Communications on Pure and Applied Mathematics* **10**, 151 (1957).
- [2] B. Hammond, W. Lester, and P. Reynolds, *Monte Carlo Methods in Ab Initio Quantum Chemistry*, World Scientific lecture and course notes in chemistry (World Scientific, 1994).
- [3] W. Lester, *Recent Advances in Quantum Monte Carlo Methods*, Recent Advances in Computational Chemistry No. pt. 1 (World Scientific, 1997).
- [4] P. Nightingale and C. Umrigar, *Quantum Monte Carlo Methods in Physics and Chemistry*, NATO ASI series: Mathematical and physical sciences (Kluwer Academic, 1999).
- [5] W. Klopper and W. Kutzelnigg, *Journal of Molecular Structure: THEOCHEM* **135**, 339 (1986).
- [6] R. Cuevas-Saavedra and P. W. Ayers, *Chemical Physics Letters* **539540**, 163 (2012).
- [7] E. Papajak and D. G. Truhlar, *The Journal of Chemical Physics* **137**, 064110 (2012).
- [8] T. Yanai and T. Shiozaki, *The Journal of Chemical Physics* **136**, 084107 (2012).
- [9] A. Frolov and D. Wardlaw, *European Physical Journal D* **61**, 305 (2011).
- [10] Y. Kurokawa, H. Nakashima, and H. Nakatsuji, *Phys. Rev. A* **72**, 062502 (2005).
- [11] H. Nakatsuji and H. Nakashima, *International Journal of Quantum Chemistry* **109**, 22482262 (2009).
- [12] D. Prendergast, M. Nolan, C. Filippi, S. Fahy, and J. C. Greer, *The Journal of Chemical Physics* **115**, 1626 (2001).
- [13] T. Shiozaki and H.-J. Werner, *The Journal of Chemical Physics* **133**, 141103 (2010).
- [14] L. Kong, F. A. Bischoff, and E. F. Valeev, *Chemical Reviews* **112**, 75 (2012).
- [15] C. Hättig, W. Klopper, A. Köhn, and D. P. Tew, *Chemical Reviews* **112**, 4 (2012).
- [16] B. K. Clark, M. A. Morales, J. McMinis, J. Kim, and G. E. Scuseria, *The Journal of Chemical Physics* **135**, 244105 (2011).
- [17] M. A. Morales, J. McMinis, B. K. Clark, J. Kim, and G. E. Scuseria, *Journal of Chemical Theory and Computation* **8**, 2181 (2012).
- [18] B. M. Austin, D. Y. Zubarev, and W. A. Lester, *Chemical Reviews* **112**, 263 (2012).
- [19] D. M. Ceperley, *Reviews in Mineralogy and Geochemistry* **71**, 129 (2010).
- [20] W. M. C. Foulkes, L. Mitás, R. J. Needs, and G. Rajagopal, *Rev. Mod. Phys.* **73**, 33 (2001).
- [21] S. Ten-no, *Theoretical Chemistry Accounts: Theory, Computation, and Modeling (Theoretica Chimica Acta)* **131**, 1 (2012).
- [22] S. R. Chinnamsetty, H. Luo, W. Hackbusch, H.-J. Flad, and A. Uschmajew, *Chemical Physics* **401**, 36 (2012).
- [23] S. F. Boys and N. C. Handy, *Proceedings of the Royal Society of London. A. Mathematical and Physical Sciences* **310**, 43 (1969).

- [24] S. Ten-no, *Chemical Physics Letters* **330**, 169 (2000).
- [25] N. Umezawa and S. Tsuneyuki, *International Journal of Quantum Chemistry* **91**, 184 (2003).
- [26] O. Hino, Y. Tanimura, and S. Ten-no, *Chemical Physics Letters* **353**, 317 (2002).
- [27] N. Umezawa and S. Tsuneyuki, *Phys. Rev. B* **69**, 165102 (2004).
- [28] N. Handy, *Molecular Physics* **21**, 817 (1971).
- [29] N. Handy, *Molecular Physics* **23**, 1 (1972).
- [30] G. James, R. James, and A. Alchian, *Mathematics dictionary* (Van Nostrand, 1968) p. 424.
- [31] K. Datta, *Matrix and Linear Algebra* (Prentice-Hall of India Pvt. Ltd., 2004) p. 282.
- [32] D. Watkins, *Fundamentals of Matrix Computations*, Pure and Applied Mathematics (John Wiley & Sons, 2002) p. 483.
- [33] S. F. Boys, *Proceedings of the Royal Society of London. Series A. Mathematical and Physical Sciences* **200**, 542 (1950).
- [34] S. F. Boys, *Proceedings of the Royal Society of London. Series A. Mathematical and Physical Sciences* **258**, 402 (1960).
- [35] K. Singer, *Proceedings of the Royal Society of London. Series A. Mathematical and Physical Sciences* **258**, 412 (1960).
- [36] A. Komornicki and H. F. King, *The Journal of Chemical Physics* **134**, 244115 (2011).
- [37] T. Korona, H. L. Williams, R. Bukowski, B. Jeziorski, and K. Szalewicz, *The Journal of Chemical Physics* **106**, 5109 (1997).
- [38] R. Bukowski, B. Jeziorski, and K. Szalewicz, *The Journal of Chemical Physics* **104**, 3306 (1996).
- [39] R. Bukowski, B. Jeziorski, and K. Szalewicz, *The Journal of Chemical Physics* **110**, 4165 (1999).
- [40] A. Chakraborty, M. V. Pak, and S. Hammes-Schiffer, *The Journal of Chemical Physics* **129**, 014101 (2008).
- [41] P. Dahle, T. Helgaker, D. Jonsson, and P. R. Taylor, *Physical Chemistry Chemical Physics* **9**, 3112 (2007).
- [42] B. J. Persson and P. R. Taylor, *The Journal of Chemical Physics* **105**, 5915 (1996).
- [43] B. J. Persson and P. R. Taylor, *Theoretical Chemistry Accounts: Theory, Computation, and Modeling (Theoretica Chimica Acta)* **97**, 240 (1997).
- [44] J. M. Elward, B. Thallinger, and A. Chakraborty, *The Journal of Chemical Physics* **136**, 124105 (2012).
- [45] A. Szabo and N. Ostlund, *Modern Quantum Chemistry: Introduction to Advanced Electronic Structure Theory* (Dover Publications, 1989) pp. 231–269.
- [46] K. Bak, A. Halkier, P. Jrgensen, J. Olsen, T. Helgaker, and W. Klopper, *Journal of Molecular Structure* **567568**, 375 (2001).
- [47] S. A. Blundell and K. Joshi, *Phys. Rev. B* **81**, 115323 (2010).
- [48] K. Boguslawski, K. H. Marti, and M. Reiher, *The Journal of Chemical Physics* **134**, 224101 (2011).
- [49] S. Corni, M. Braskén, M. Lindberg, J. Olsen, and D. Sundholm, *Phys. Rev. B* **67**, 085314 (2003).
- [50] M. Rontani, C. Cavazzoni, D. Bellucci, and G. Goldoni, *The Journal of Chemical Physics* **124**, 124102 (2006).
- [51] S. Hfener, D. P. Tew, W. Klopper, and T. Helgaker, *Chemical Physics* **356**, 25 (2009).
- [52] E. R. Davidson, *Journal of Computational Physics* **17**, 87 (1975).
- [53] G. H. Booth, A. J. W. Thom, and A. Alavi, *The Journal of Chemical Physics* **131**, 054106 (2009).
- [54] G. H. Booth and A. Alavi, *The Journal of Chemical Physics* **132**, 174104 (2010).
- [55] G. H. Booth, D. Cleland, A. J. W. Thom, and A. Alavi, *The Journal of Chemical Physics* **135**, 084104 (2011).
- [56] D. M. Cleland, G. H. Booth, and A. Alavi, *The Journal of Chemical Physics* **134**, 024112 (2011).
- [57] J. J. Shepherd, G. H. Booth, and A. Alavi, *The Journal of Chemical Physics* **136**, 244101 (2012).
- [58] R. K. Nesbet, *The Journal of Chemical Physics* **43**, 311 (1965).
- [59] D. P. Joubert, *Phys. Rev. A* **85**, 032511 (2012).
- [60] H. Nakatsuji, *Phys. Rev. A* **72**, 062110 (2005).
- [61] T. Yang, X.-Y. Pan, and V. Sahni, *Phys. Rev. A* **83**, 042518 (2011).
- [62] C. Liang, Z. Ping, Y. Tao, and P. Xiao-Yin, *Communications in Theoretical Physics* **55**, 565 (2011).
- [63] E. Matito, J. Cioslowski, and S. F. Vyboishchikov, *Phys. Chem. Chem. Phys.* **12**, 6712 (2010).
- [64] T. Shiozaki, G. Knizia, and H.-J. Werner, *The Journal of Chemical Physics* **134**, 034113 (2011).
- [65] S. Ten-no and J. Noga, *Wiley Interdisciplinary Reviews: Computational Molecular Science* **2**, 114 (2012).
- [66] E. Hylleraas, *Z. Phys.* **54**, 347 (1929).
- [67] T. Kinoshita, *Physical Review* **115**, 366 (1959).
- [68] T. Kinoshita, *Physical Review* **105**, 1490 (1957).
- [69] H. Nakashima and H. Nakatsuji, *Journal of Chemical Physics* **128** (2008).
- [70] H. Nakashima and H. Nakatsuji, *Journal of Chemical Physics* **127** (2007).
- [71] S. Rosendorff and H. G. Schlaile, *Physical Review A* **40**, 6892 (1989).
- [72] A. J. May, E. Valeev, R. Polly, and F. R. Manby, *Physical Chemistry Chemical Physics* **7**, 2710 (2005).
- [73] S. Rosendorff and H. G. Schlaile, *Physical Review A* **48**, 2798 (1993).
- [74] J. D. Morgan, *Journal of Physics A: Mathematical and General* **11**, 221 (1978).
- [75] R. D. III Johnson, “[Nist 101. computational chemistry comparison and benchmark database,](#)” (2011), release 15b.