

B decays to baryons

TORSTEN LEDDIG^{a,*}^aUniversität Rostock, Institut für Physik, Universitätsplatz 3, 18055 Rostock - Germany

Abstract. From inclusive measurements it is known that about 7% of all B mesons decay into final states with baryons. In these decays, some striking features become visible compared to mesonic decays. The largest branching fractions come with quite moderate multiplicities of 3-4 hadrons. We note that two-body decays to baryons are suppressed relative to three- and four-body decays. In most of these analyses, the invariant baryon-antibaryon mass shows an enhancement near the threshold. We propose a phenomenological interpretation of this quite common feature of hadronization to baryons.

Keywords. B mesons, baryons

PACS Nos. 13.25.Hw, 13.60.Rj, 14.20.Lq

1. Decay dynamics

A common feature observed in several B decays to baryons but also outside the B -physics sector is an enhancement at the invariant baryon-antibaryon mass threshold which can be seen for three examples in Fig. 1.

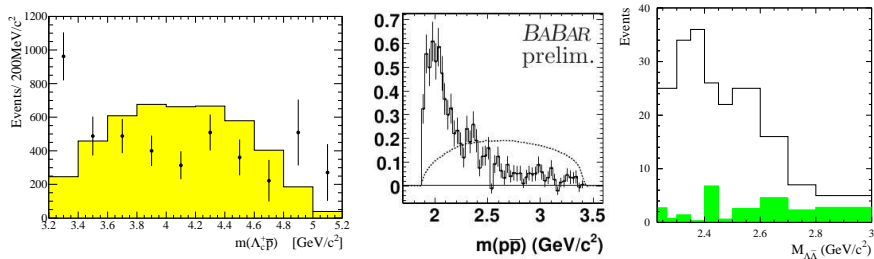


Figure 1. The enhancement observed at the baryon-antibaryon mass threshold in $\bar{B}^0 \rightarrow \Lambda_c^+ \bar{p} \pi^0$ [1] (the yellow histogram represents the phase space expectation), $\bar{B}^0 \rightarrow D^0 p \bar{p}$ [2] (the dotted line represents the phase space expectation) and $e^+ e^- \rightarrow A \bar{A} \gamma$ [3] (The shaded histogram shows fitted background).

Another feature of these decays is the multiplicity dependence of the branching fractions. Measurements from *BABAR*, Belle and CLEO show that the largest branching fractions for B decays to baryons come with quite moderate multiplicities. Comparing the

*torsten.leddig@uni-rostock.de

branching fractions for $B \rightarrow \Lambda_c^+ \bar{p} (n \cdot \pi)$, as shown in Fig. 2 a rise in the branching fractions up to a multiplicity of five can be observed. The most prominent rise occurs when comparing the two-body mode with the three-body mode for non-resonant decays. For resonant decays ($B^- \rightarrow \Sigma_c^0(2455)\bar{p}$) the difference between the two-body and the three-body mode is not as prominent.

$$\begin{array}{ccc}
 \mathcal{B}(\bar{B}^0 \rightarrow \Lambda_c^+ \bar{p}) & \mathcal{B}(B^- \rightarrow \Sigma_c^0(2455)\bar{p}) & \mathcal{B}(\bar{B}^0 \rightarrow \Lambda_c^+ \bar{p}) \\
 \left. \begin{array}{c} \times 14 \\ \mathcal{B}(B^- \rightarrow \Lambda_c^+ \bar{p} \pi^-)_{\text{non-res}} \\ \times 2.3 \\ \mathcal{B}(\bar{B}^0 \rightarrow \Lambda_c^+ \bar{p} \pi^+ \pi^-)_{\text{non-res}} \\ \times 3.4 \\ \mathcal{B}(B^- \rightarrow \Lambda_c^+ \bar{p} \pi^- \pi^+ \pi^-) \end{array} \right\} & \left. \begin{array}{c} \times 4.3 \\ \mathcal{B}(\bar{B}^0 \rightarrow \Sigma_c^0(2455)\bar{p} \pi^+) \\ \times 2.9 \\ \mathcal{B}(B^- \rightarrow \Sigma_c^0(2455)\bar{p} \pi^+ \pi^-) \end{array} \right\} & \left. \begin{array}{c} \times 9.5 \\ \mathcal{B}(\bar{B}^0 \rightarrow \Lambda_c^+ \bar{p} \pi^0) \\ \times 9.5 \\ \mathcal{B}(B^- \rightarrow \Lambda_c^+ \bar{p} \pi^- \pi^0) \end{array} \right\}
 \end{array}$$

Figure 2. Relative change of the branching fractions for a subset of baryonic B decays.

A comparison of B decays with a charmed meson in the final state, e.g. $B \rightarrow D^{(*)} p \bar{p} (n \cdot \pi)$ [2], shows the highest branching fractions for a multiplicity of four hadrons in the final state.

2. Phenomenological interpretation

Several approaches to explain the suppression of the two-body decay as well as the threshold enhancement in the invariant baryon-antibaryon mass have been suggested. A simple model is given by M. Suzuki [4]. His interpretation is that for a baryon-antibaryon pair in a two-body decay a *hard* gluon (highly off mass shell) is needed, while in a decay mode with a higher multiplicity only *soft* gluons are needed. In consequence the two-body mode has to be suppressed. A more detailed model is given by T. Hartmann [5] which can explain the absence of a threshold enhancement in B decays to baryons. There, all contributing Feynman diagrams are divided into two contributing classes. For convenience for both classes the W exchange can be contracted to an effective four point interaction.

In the meson-meson class (Fig. 3) the quarks can be rearranged into a meson-meson configuration with one of the mesons decaying into a baryon-antibaryon pair. In these decays the second meson carries away momentum and reduces the remaining phase space for the baryon-antibaryon pair. This leads to the often observed threshold enhancement. Higher multiplicities are achieved by subsequent decays of the (pseudo-)mesons.

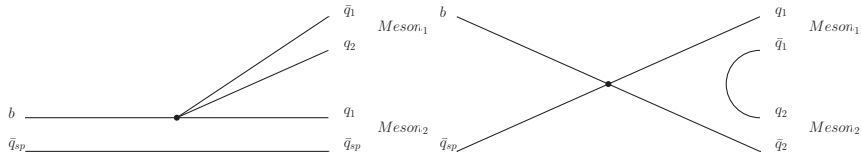


Figure 3. Effective Feynman diagrams for the initial meson-meson configuration.

B decays to baryons

In the second class the quarks are rearranged into a diquark-antidiquark configuration. Since color-confinement requires a quark-antiquark pair created from the gluon field the diquark-antidiquark configuration equals an initial baryon-antibaryon configuration. In consequence no threshold enhancement should be visible for decays proceeding via this type only. An example for a decay proceeding exclusively via this configuration would be $\bar{B}^0 \rightarrow \Sigma_c^0 \bar{p} \pi^+$. Possible initial baryon-antibaryon states could be $\bar{B}^0 \rightarrow \Sigma_c^0 N$ with $N \rightarrow \bar{p} \pi^+$ or $\bar{B}^0 \rightarrow \Lambda_c^{*+} \bar{p}$ with $\Lambda_c^{*+} \rightarrow \Sigma_c^0 \pi^+$.

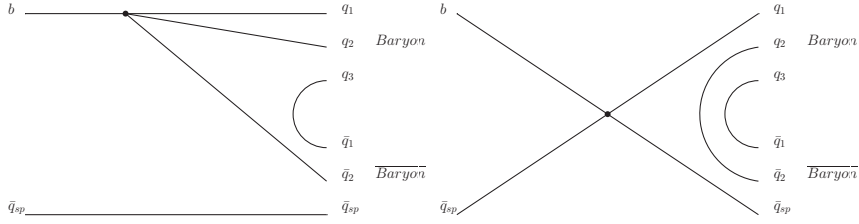


Figure 4. Effective Feynman diagrams for the initial diquark-antidiquark configuration.

3. Interpretation of $\bar{B}^0 \rightarrow \Lambda_c^+ \bar{\Lambda} K^-$ results

A recent *BABAR* analysis of the decay $\bar{B}^0 \rightarrow \Lambda_c^+ \bar{\Lambda} K^-$ [6] shows no significant enhancement at the baryon-antibaryon threshold (Fig. 5). The aforementioned model gives a natural explanation for this. Three Feynman diagrams contribute to this decay. But only one of them can be rearranged into the meson-meson configuration which is necessary for the threshold enhancement. Depending on the relative strengths of the three contributing Feynman diagrams this provides a natural explanation for the absence of a strong enhancement.

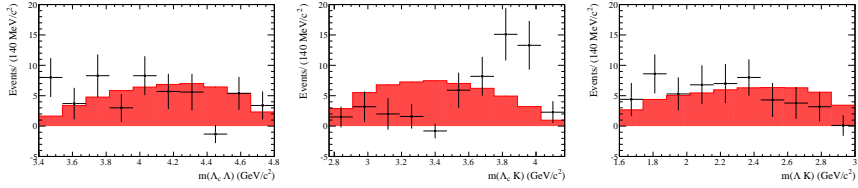


Figure 5. Invariant two body mass distributions for the decay $\bar{B}^0 \rightarrow \Lambda_c^+ \bar{\Lambda} K^-$ (●) compared the a phase space model (red histogram).

References

- [1] B. Aubert *et al.* (BABAR Collaboration), *Phys.Rev.* **D82**, 031102 (2010).
- [2] B. Aubert *et al.* (BABAR Collaboration) (2009). [hep-ex/0909.2202](https://arxiv.org/abs/hep-ex/0909.2202).
- [3] B. Aubert *et al.* (BABAR Collaboration), *Phys.Rev.* **D76**, 092006 (2007).
- [4] Mahiko Suzuki, *J.Phys.G* **G34**, 283 (2007).
- [5] Th. Hartmann, *Study of the decay $\bar{B}^0 \rightarrow \Lambda_c^+ \bar{p} \pi^+ \pi^-$ and its intermediate states* (mbv Berlin, 2011).

Torsten Leddig

- [6] J. P. Lees *et al.* (BABAR Collaboration), *Phys. Rev. D* **84**, 071102 (2011).