

Social cohesion, structural holes, and a tale of two measures

V. Latora,¹ V. Nicosia,² and P. Panzarasa³

¹*School of Mathematical Sciences, Queen Mary University of London, E1 4NS London (UK).*

²*Computer Laboratory, University of Cambridge,
15 JJ Thomson Avenue, CB3 0FD Cambridge (UK)*

³*School of Business and Management, Queen Mary University of London, E1 4NS London (UK)*

In the social sciences, the debate over the structural foundations of social capital has long vacillated between two positions on the relative benefits associated with two types of social structures: closed structures, rich in third-party relationships; and open structures, rich in structural holes and brokerage opportunities. In this paper, we engage with this debate by focusing on the measures typically used for formalising the two conceptions of social capital: clustering and effective size. We show that these two measures are simply two sides of the same coin, as they can be expressed one in terms of the other through a simple functional relation. Building on this relation, we then attempt to reconcile closed and open structures by proposing a new measure, Simmelian brokerage, that captures opportunities of brokerage between otherwise disconnected cohesive groups of contacts. Implications of our findings for research on social capital and complex networks are discussed.

PACS numbers: 89.75.Hc, 89.65.Ef, 87.23.Ge, 89.75.-k

INTRODUCTION

A fundamental idea in the social sciences is that social capital originates from social relations. As a result, social structure has long been seen as playing a crucial role in sustaining or hindering a wide range of performance-related outcomes, both at the individual and collective levels [25, 26, 37–39]. However, while social scientists tend to agree on the salience of social structure, there is still controversy over which type of social structure matters as a source of social capital. In this respect, two opposite types of structure are typically advocated: the “closed” and “open” structures. On the one hand, proponents of the benefits of closed structures draw on the idea that social cohesion fosters trust [11, 14, 47, 54] and a sense of belonging [13], sustains cooperative behaviour [13, 32] and the enforcement of social norms [13, 23, 26], and facilitates the creation of a common culture [42]. On the other, advocates of the benefits of open structures emphasise the value that actors can extract from being located near structural holes separating non-redundant contacts, and thus from acting as brokers between otherwise disconnected others [6, 8, 9, 39, 52].

This paper aims to draw on the interplay between these two alternative conceptions of social capital, and engage with the ongoing debate over the relative benefits associated with closed and open structures. The relation between these two types of social structure will be explored through a comparative analysis of the measures with which these structures have been traditionally operationalised and formalised: the *clustering coefficient* and the *effective size* of an actor’s local neighbourhood. In particular, we will show that it is possible to derive a simple mathematical relation between the clustering coefficient and the effective network size of a node. The existence of this relation between the two

measures, which have been originally and independently introduced with the purpose of formalising two different concepts, supports the idea that social cohesion and structural holes are no more than the two sides of the same coin. Both measures can indeed be expressed in terms of number of links and number of triangles incident upon a node.

The question as to whether social capital stems from open or closed structures will probably always remain a matter of debate. There are cases where one is more interested in the benefits coming from closed structures [23], and other cases where, conversely, it is more convenient to exploit the existence of open structures [52]. However, our work highlights that, to characterise the local structural properties of a node, it is equally informative to measure the clustering coefficient or the effective size of the node’s local neighbourhood. Drawing on this, we will then use the relation between clustering and effective size to develop a novel measure for a generative mechanism of social capital that lies at the interface between closed and open structures [8]: *Simmelian brokerage*. Being sensitive to variations in the position of links across local networks of the same density, this measure can capture opportunities of brokerage between otherwise disconnected groups of densely interconnected nodes [18, 33]. For this reason, Simmelian brokerage can be seen as suitable for formalising structures that lie at the interface between the closed and open ones: it captures the extent to which a node’s local network is characterised, on the one hand, by a combination of structural cleavages between distinct groups of contacts, and on the other by a closed cohesive structure within the boundaries of each group of contacts.

The paper is organised as follows. In Section we introduce the concept of social capital, and offer a general overview of the two main theoretical conceptions of its structural foundations. In Section we review the defin-

itions of clustering coefficient and network effective size. In Section we show that the two measures are linked through a simple mathematical relation. Finally, based on this relation, in Section , we introduce our new measure of Simmelian brokerage. The last Section will summarise and discuss our main findings.

STRUCTURAL FOUNDATIONS OF SOCIAL CAPITAL

The premise that seems to underpin most perspectives on social capital is the idea that investments in social relations yield expected returns in the marketplace, including the community, the economic, financial, political, and labour markets [37, 38]. As argued by Coleman, social capital can be characterised by two distinct properties: it "inheres in the structure of relations between actors and among actors", and "like other forms of capital, [it] is productive, making possible the achievement of certain ends that in its absence would not be possible" [13, p.S98].

Social scientists have long agreed on the salience of social structure as a source of social capital [25, 26, 37–39]. For instance, social structure has been seen as playing a pivotal role in sustaining individuals' and organisations' efforts to create value[23, 32, 41], generate and transfer new knowledge [12, 27, 47, 53], and enhance creativity [1, 5, 19, 43, 45, 51, 55]. As suggested by a number of scholars [26, 37], three main explanations can be offered as to why social structure affects the outcomes of purposive actions. First, social structure can facilitate or hinder the flow of information, and in so doing it also impacts on its quality [27, 47, 53, 55]. Second, social structure can be seen as a source of reward and punishment due to the effects that social relations have on the internalisation and enforcement of social norms, including those against free-riding [24, 32]. Third, social structure nurtures and promotes the attainment of actors' trust, reputation, social credentials, status, identity and recognition through processes of third-party referrals and reinforcement of interactions [37, 38, 54].

Despite the convergence on the explanatory relevance of social structure, however, there is still controversy and debate over the type of social structure that matters as a source of social capital [3, 8, 22, 37, 38]. Theoretical conceptions of the structural foundations of social capital vacillate between two positions that vary in their understandings of the benefits associated with two opposite types of social structure: "closed" and "open" structures. Arguments in favour of each of these structures have been inspired by distinct rich traditions in sociological theory. Both arguments, however, are conceptually rooted in Simmel's seminal theoretical contributions on the expansion of a dyadic relationship into a three-party relationship ("*Verbindung zu dreien*"), and the sociolo-

gical significance of the third element [50]. Simmel argued that the introduction of a third party fundamentally changes the social dynamics of a dyadic tie: "The appearance of the third party indicates transition, conciliation, and abandonment of absolute contrast (although, on occasion, it introduces contrast)." [50, p.154]. Simmel's emphasis here is on the two alternative functional roles the third party can play in the triad: the "non-partisan" or mediator with the *tertius iungens* (or "the third who joins") orientation on the one hand [43], and the broker with the *tertius gaudens* (or "the third who enjoys") orientation on the other [6].

Proponents of the benefits of closed structures typically build on Simmel's [50] *tertius iungens* logic and Coleman's [13, 14] conception of social capital predicated on the mechanism of social cohesion [21]. Over the years, the Simmelian triad has provided the theoretical backdrop against which scholars have investigated the relational hypothesis that actors separated by one intermediary are more likely to become connected with each other than actors that do not share any common acquaintance [16, 17, 28, 29, 40, 58, 59]. At the macro level of a social system, the tendency of actors to forge links locally within groups is conducive toward the creation of cohesive social structures, organised into well-defined tightly knit communities that are densely connected within but not across boundaries [20, 34]. One of the most influential theories of social capital, advocated by Coleman [13], is predicated precisely on the benefits that actors accrue from being socially embedded within cohesive social structures, rich in third-party relationships. Among the closure-based sources of social capital are normative control and deviance avoidance [8, 26, 37, 38]. More generally, network closure enables the emergence and enforcement of social norms by encouraging the internalisation of standards of acceptable behaviour and facilitating the detection and punishment of defective behaviour [32, 54]. In addition, it has been documented that being part of a close-knit group engenders a sense of belonging [13], fosters trust [11, 14, 47, 54], facilitates the exchange of fine-grained, complex, tacit, and proprietary information [27, 54], enables the creation of a common culture and the emergence of a shared identity [42], and helps sustain a high level of cooperation [13, 32].

Despite the benefits associated with social cohesion, the tendency of individuals to cluster into densely connected communities also bears a two-fold cost: local redundancy and social pressure. On the one hand, the more an actor's contacts are connected with each other, the less likely they are to take the actor closer to diverse sources of knowledge and resources that the actor is not already able to access [25]. Paucity of connections with new and non-redundant social circles may create isolation and eventually degrade social capital. This is the central argument of Burt's [6] seminal contribution on the benefits associated with occupying brokerage positions

between otherwise disconnected individuals or groups in a network. On the other hand, above and beyond the redundancy of knowledge and resources, a cohesive structure can still exert a negative influence on the connected actors as a result of the social pressure favouring convergent thinking and group consensus. As dense third-party relationships engender reciprocal behaviour and sustain high degrees of similarity among the actors, they are conducive toward the maintenance of the *status quo* rather than the exploration of novel paths leading to divergent solutions [19, 51].

Both types of costs - redundancy and social pressure - associated with social cohesion have inspired an alternative conception of social capital, typically distilled into the proposition that there are benefits actors can extract from participating in open structures that are rich in cleavages and opportunities of brokerage [6, 8, 9, 39, 52]. At the heart of this conception of social capital lies Simmel's [50] characterisation of the role of *tertius gaudens* in a triad. While the non-partisan *tertius iungens* aims "to save the group unity from the danger of splitting up", the *tertius gaudens* wishes to create or intensify discontinuities in the social structure by forging or preserving unique ties to disconnected others.

The idea that social capital can originate from brokerage opportunities associated with structural gaps has been most thoroughly explored by Burt, who has perhaps contributed more than any other sociologist in recent decades to examine the structural features and performance implications of brokerage, especially in organisational domains [6–9]. Burt defines a structural hole as the "separation between non-redundant contacts", "a relationship of non-redundancy between two contacts", "a buffer" that enables the two contacts to "provide network benefits that are in some degree additive rather than overlapping" [6, p.18]. Burt further identifies two sources of the social capital that an actor can mobilise by acting as the broker between contacts at the opposite sides of the hole: information benefits and control benefits. On the one hand, information benefits originate from the fact that, in open structures rich in structural holes, connections tend to be weak [25] and more likely to link people with different ideas, interests and perspectives [7]. By gaining exposure to a greater variance and novelty of information, actors embedded in brokered structures will be more creative and successful in their endeavours [7, 19, 51]. On the other, control benefits are related to the third party's ability to gain an advantage by negotiating his or her relationships with disconnected others and turning their "forces combined against him into action against one another." [50, p. 162]. Preserving and fostering disunion between parties thus enable the actor standing near a structural hole to extract social capital buried in the hole, by playing the disconnected parties' demands and preferences against one another.

MEASURING SOCIAL COHESION AND STRUCTURAL HOLES

If social cohesion and structural holes have long represented two distinct conceptual pillars, each underlying one of the two opposing conceptions of social capital, they have also been formalised through two distinct, and independently developed, measures: respectively, the clustering coefficient and the effective size of a node's local network. While clustering has been typically used for measuring the extent to which a node is socially embedded within a closed cohesive structure [16, 28, 40, 59], effective size is a measure for detecting the non-redundancy of a node's contacts, and therefore the degree to which the node's local neighbourhood is rich in structural holes [6]. The remaining of this Section is organised into two parts. Section will review the definition of node clustering coefficient, and discuss an alternative measure for cohesion, node *local efficiency*. Section will be devoted to the formalisation of effective size.

Clustering coefficient and local efficiency

Let us consider an unweighted undirected graph $G(V, L)$ with $N = |V|$ nodes and $K = |L|$ links, and let us focus on one of its nodes, node i , with $i \in \{1, 2, \dots, N\}$. In order to measure the local cohesion of node i , we define the subgraph G_i induced in G by the set \mathcal{N}_i of the neighbours of i . The node clustering coefficient C_i of node i can then be defined as [58, 59]:

$$C_i = \begin{cases} \frac{K[G_i]}{k_i(k_i - 1)/2} & \text{for } k_i \geq 2 \\ 0 & \text{for } k_i = 0, 1 \end{cases} \quad (1)$$

where $K[G_i]$ is the number of links in G_i . The node clustering coefficient C_i indicates the probability that two neighbours of node i are connected by a link, and is properly normalised by definition such that $0 \leq C_i \leq 1$. In fact, the value of C_i in Equation (1) is the ratio between the actual number of links $K[G_i]$ in the subgraph induced by the first neighbours of i and their maximum possible number, that is $\binom{k_i}{2} = k_i(k_i - 1)/2$. Notice that $K[G_i]$ is also equal to the actual number of triangles containing node i , while $k_i(k_i - 1)/2$ is the number of open triads centred on i , which corresponds to the maximum possible number of triangles containing a node i with k_i links. Therefore, the node clustering coefficient C_i in Equation (1) can be alternatively seen as the proportion of triads centred in i that close into triangles.

As an example, let us consider the two graphs G^a and G^b shown in Figure 1. In both graphs, node i , coloured in yellow, has degree $k_i = 4$, so that the sets \mathcal{N}_i^a and \mathcal{N}_i^b of the neighbours of i contain four nodes each. The four neighbours of i , labelled as nodes 1, 2, 3, 4, are shown as red filled circles, while the links connecting these nodes

to i are shown as dashed lines. The subgraph G_i^a induced in G^a by the set \mathcal{N}_i^a of the neighbours of i has four nodes and three links shown as solid lines. Similarly, the subgraph G_i^b induced in G^b by the set \mathcal{N}_i^b contains four nodes and three links. Therefore, the clustering coefficient of node i is equal to $1/2$ in both cases. In fact, the four nodes of the induced graphs can be connected to each other through at most six links. In the figure, only three of these potential links are present. Hence, $C_i = 3/6 = 1/2$. Notice that, in general, the subgraph G_i of the neighbours of node i can be unconnected. For instance, this happens for the case of graph b) in Figure 1, where node 4 is isolated in subgraph G_i^b . However, this does not affect the mathematical definition of the clustering coefficient C_i . What is instead problematic is a node i which is itself isolated in the graph, or has only one link. In this case, the ratio $2K[G_i]/(k_i(k_i - 1))$ is not defined. The usual convention, in this case, is to set $C_i = 0$ when the degree of i is either zero or one, as reported in Equation (1).

An important feature of the clustering coefficient of node i , as defined in Equation (1), is that it only depends on the number of links in the subgraph G_i , and not on which pairs of nodes are actually connected through such links in G_i . Notice, for instance, that both G_i^a and G_i^b in Figure 1 have three links, but while G_i^a is a line of four nodes, G_i^b consists of a triangle and an isolated node. For this reason, here we discuss an alternative measure for the cohesion of the neighbourhood of a node, the node local efficiency, that enables the two cases shown in Figure 1 to be clearly differentiated.

In an unweighted undirected graph $G(V, L)$, the node local efficiency of node i is defined as the efficiency of the subgraph G_i [35, 36], where the efficiency of a graph is the average of the inverse of the distances between the nodes of the graph. Therefore, the node local efficiency, E_i , of node i can be written as:

$$\begin{aligned} E_i = E[G_i] &= \frac{1}{k_i(k_i - 1)} \sum_{\ell \in \mathcal{N}_i} \sum_{\substack{m \in \mathcal{N}_i \\ m \neq \ell}} \epsilon_{\ell m} = \\ &= \frac{1}{k_i(k_i - 1)} \sum_{\ell \in \mathcal{N}_i} \sum_{\substack{m \in \mathcal{N}_i \\ m \neq \ell}} \frac{1}{d_{\ell m}} \end{aligned} \quad (2)$$

where $E[G_i]$ stands for the efficiency of graph G_i , while the quantities $\epsilon_{\ell m}$ represent, respectively, the efficiency in the reachability between node ℓ and node m , and are set equal to the inverse of the distance $d_{\ell m}$ between the two nodes. Notice that the distances are evaluated on the graph G_i , and not on graph G . Moreover, the local efficiency is properly normalised by definition, such that $0 \leq E_i \leq 1$. Therefore, it takes values in the same range as the clustering coefficient.

By making use of Equation (2), it is possible to distinguish between the roles that node i plays in the two

graphs G^a and G^b in Figure 1. If we calculate the distances between the four neighbours of i in G_i^a , we obtain: $d_{12} = d_{23} = d_{34} = 1$, $d_{13} = d_{24} = 2$ and $d_{14} = 3$. Hence, we have $\epsilon_{12} = \epsilon_{23} = \epsilon_{34} = 1$, $\epsilon_{13} = \epsilon_{24} = 1/2$, and $\epsilon_{14} = 1/3$, so that the local efficiency of node i in graph a) of Figure 1 is $E_i^a = 13/18$. Conversely, if we consider G_i^b , we obtain: $d_{12} = d_{23} = d_{13} = 1$, $d_{14} = d_{24} = d_{34} = \infty$. Thus, we have: $\epsilon_{12} = \epsilon_{23} = \epsilon_{13} = 1$, $\epsilon_{14} = \epsilon_{24} = \epsilon_{34} = 0$, and in this case the local efficiency of node i is $E_i^b = 1/2$, which is smaller than E_i^a . Thus, even if node i has the same clustering coefficient in the two graphs, its local efficiency is different in the two cases.

The mathematical definition of efficiency we have adopted implies that the efficiency of a graph with a fixed number of nodes increases by increasing the number of links. And for graphs with the same number of nodes and the same number of links, the efficiency depends on where the links are actually located in each graph. In particular, the efficiency of a chain of three links connecting four nodes is higher than the efficiency of a triangle combined with an isolated node. The reason for this is that, in the latter case, the presence of an isolated node affects the overall reachability among nodes in the system: notwithstanding the presence of a triad of connected nodes, the isolated node is not reachable from the other ones.

Effective size

The original formalisation of the idea of structural holes was proposed by Burt for weighted graphs [6]. Therefore, here we will first begin our analysis of measures for open structures with the most general case of a directed weighted graph $G(V, L, W)$. We will then restrict our focus to the particular case in which all weights are equal, since here our interest is on undirected and unweighted graphs.

Let us indicate as $w_{ij} \geq 0$ the (i, j) entry of the weighted asymmetric matrix that describes the directed weighted graph $G(V, L, W)$. As argued by Granovetter [25], the weight of a link between any nodes i and j has the following meaning: a high (low) value of w_{ij} indicates a large (small) amount of time, emotional intensity, intimacy, and reciprocal services that characterise the link connecting node i to node j . Among the various measures introduced by Burt to detect and quantify the presence of structural holes, a key role is played by the effective size of a node's local network.

The effective size of node i 's network indicates the extent to which each of the first neighbours of i is redundant with respect to the other neighbours, and can be expressed in terms of the two following matrices: the *transition matrix* P and the *marginal strength matrix* M . The entry $p_{i\ell}$ of matrix P measures the proportion of i 's network time and energy invested in the relationship with

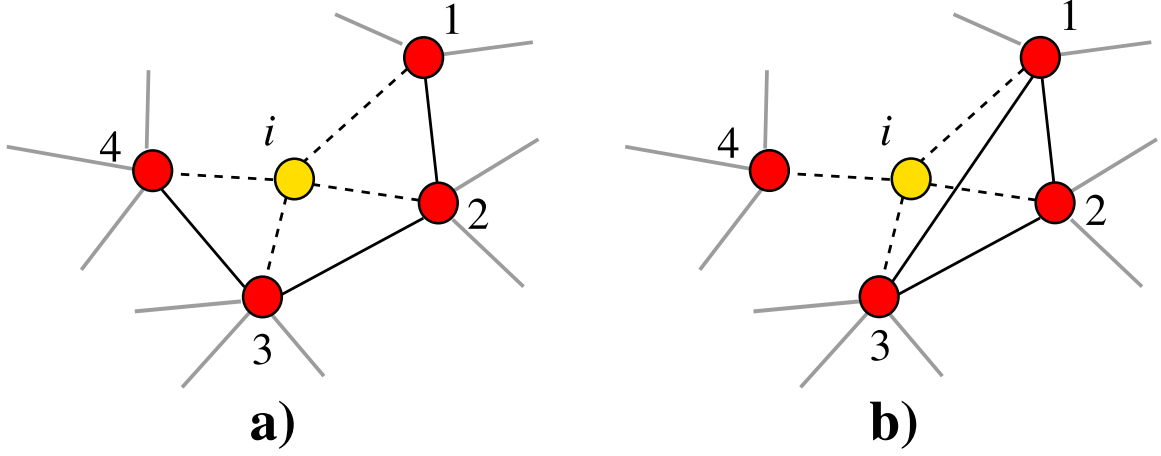


Figure 1. The clustering coefficient of a node, as defined in Ref. [59], measures the cohesiveness of the node's neighbourhood. Despite the different configurations of links, the clustering coefficient of node i , measured as the fraction of links among i 's neighbours over the total possible number of such links, is equal to $C_i = 1/2$ in both graphs. Conversely, the local efficiency of node i in graph a) is larger than in graph b).

node ℓ , and is defined as [6]:

$$p_{i\ell} = \frac{w_{i\ell} + w_{\ell i}}{\sum_m (w_{im} + w_{mi})} \quad (3)$$

where $w_{i\ell} + w_{\ell i}$ is the sum of the weights of the two links connecting i to ℓ , while $\sum_m (w_{im} + w_{mi})$ is the total strength of node i . This is the sum of the out-strength, $s_i^{\text{out}} = \sum_m w_{im}$, and the in-strength, $s_i^{\text{in}} = \sum_m w_{mi}$, of i , i.e., the sum of the weights of all the incoming and outgoing links incident upon i . Notice that by definition $0 \leq p_{i\ell} \leq 1 \forall i, \ell$, with $p_{i\ell} = 0$ if there is neither a link from i to ℓ , nor a link from ℓ to i . Also, the transition matrix P is stochastic: $\sum_{\ell} p_{i\ell} = 1$. The entry $m_{j\ell}$ of the second matrix, the marginal strength matrix M , is defined as:

$$m_{j\ell} = \frac{w_{j\ell} + w_{\ell j}}{\max_m (w_{jm} + w_{mj})} \quad (4)$$

Again, $0 \leq m_{j\ell} \leq 1 \forall j, \ell$, with $m_{j\ell} = 0$ if there is neither a link from j to ℓ , nor from ℓ to j . Notice that the two matrices P and M defined above are non-symmetric.

According to the definition given by Burt, the effective size \mathcal{S}_i of node i 's network reads [4, 6]:

$$\mathcal{S}_i = \sum_{j \in \mathcal{N}_i} \left[1 - \sum_{\ell} p_{i\ell} m_{j\ell} \right] \quad (5)$$

where \mathcal{N}_i is the set of neighbours of i . Moreover, $1 \leq \mathcal{S}_i \leq k_i \forall i$, that is the effective size of node i 's network ranges from its smallest value equal to 1, when node i belongs to a clique, to a maximum value equal to the node degree k_i , when there are no links (j, ℓ) connecting any two neighbours j and ℓ within i 's network, i.e. when i is the centre of a star graph. In general, the more redundant the neighbours of i are, the smaller the value of \mathcal{S}_i is, and viceversa.

The expressions above largely simplify in the case in which the graph is undirected and/or unweighted. In fact, when the graph is undirected, we have: $w_{i\ell} = w_{\ell i} \forall i, \ell$. In this case, the entries of the transition matrix P and of the marginal strength matrix M read, respectively:

$$p_{i\ell} = \frac{w_{i\ell}}{\sum_m w_{im}} = \frac{w_{i\ell}}{s_i^{\text{out}}} \quad (6)$$

and

$$m_{j\ell} = \frac{w_{j\ell}}{\max_m w_{jm}} \quad (7)$$

Furthermore, if the graph is also unweighted, we have: $w_{i\ell} = a_{i\ell} \forall i, \ell$, where $a_{i\ell}$ is equal to 1 if there is a link between i and ℓ , and to zero otherwise. This implies that $\max_m w_{jm} = \max_m a_{jm} = 1$ for any node j that is not an isolated node. Consequently, the entries of the transition matrix P and of the marginal strength matrix M reduce to:

$$p_{i\ell} = \frac{a_{i\ell}}{\sum_m a_{im}} = \frac{a_{i\ell}}{k_i} \quad (8)$$

and

$$m_{j\ell} = a_{j\ell} \quad (9)$$

In this case, P is the transition probability of a random walk on the graph [15], while the marginal strength matrix M coincides with the adjacency matrix A .

Let us now consider the following example to illustrate the meaning of Eq. (5). Figure 2 reports two undirected unweighted graphs, G^a and G^b , having the same number of nodes, $N = 8$, and the same number of links, $K = 13$. In both graphs, node i is coloured in yellow and has $k_i = 5$ links to its neighbours, shown as dashed lines.

The links connecting the neighbours of i are indicated by solid black lines. By visual inspection it can be easily noticed that the neighbourhood of i in graph G^b contains more redundant links than in G^a . Indeed, if we evaluate the effective size of node i in graph G^a , we find that the contribution of three out of the five neighbours in i 's network towards the summation in Equation (5) is equal to 1. This is because each of these three nodes in \mathcal{N}_i^a has no links to the other neighbours of i , and therefore is non-redundant. The contribution of each of the other two remaining neighbours in i 's network towards the summation in Equation (5) is equal to $1 - 1/k_i$. We finally have: $\mathcal{S}_i^a = 1 + 1 + 1 + (1 - 1/5) + (1 - 1/5) = 3 + 8/5 = 23/5$, which is a number larger than 3, but smaller than the actual degree $k_i = 5$ of the node. If we calculate the effective size of node i in graph G^b , we obtain: $\mathcal{S}_i^b = (1 - 1/5) + (1 - 2/5) + (1 - 2/5) + (1 - 2/5) + (1 - 1/5) = 17/5$. Because of the higher redundancy of the nodes in \mathcal{N}_i^b , this value is smaller than the effective size of node i 's network in graph G^a .

A SIMPLE RELATION BETWEEN CLUSTERING AND EFFECTIVE SIZE

The two examples outlined in the previous Section already point to the existence of a relation between the clustering coefficient and the effective size of a node's network in an unweighted graph. In fact, the values of C_i and \mathcal{S}_i both depend on the number of triangles containing node i . The larger the number of triangles, i.e. of closed structures involving node i , the larger the clustering coefficient C_i . Conversely, the smaller the number of triangles, the larger the number of open structures that can be exploited by i , and thus the larger the effective size of node i 's network. Therefore, we expect an inverse relation between C_i and \mathcal{S}_i : the larger the clustering coefficient of a node, the smaller the effective size of the node's network. In this Section, we show that there is indeed an exact and simple relation between the two measures. Based on this relation, it can then be argued that it is not necessary to operationalise two distinct concepts (cohesion and structural holes) and use two different measures (clustering and effective size) to investigate two distinct sources of social capital, when one source can be measured simply in terms of the other. More specifically, either measure, together with the degree of the node, is sufficient to quantify both the local cohesion and the structural holes characterising the node's local network.

We first notice that the definition of node clustering coefficient given in Equation (1) can be expressed in terms of the adjacency matrix of the graph. In fact, the number of links $K[G_i]$ in graph G_i can be easily calculated from the adjacency matrix by observing that $(A^3)_{ij} = \sum_{\ell, m} a_{i\ell} a_{\ell m} a_{mj}$ is equal to the number of walks

of length 3 connecting node i to node j . In particular, by setting $i = j$, the quantity $\sum_{\ell, m} a_{i\ell} a_{\ell m} a_{mi}$ denotes the number of closed walks of length 3 from node i to itself. This is twice the number of triangles containing node i . The generic triangle containing node i and the two nodes ℓ and m is made of the two links connected to node i , namely (i, ℓ) and (m, i) , and of the link (ℓ, m) that belongs to G_i . Since the link (ℓ, m) appears twice, namely in the closed walk (i, ℓ, m, i) and in the closed walk (i, m, ℓ, i) , the number of links $K[G_i]$ is given by:

$$K[G_i] = \frac{1}{2} \sum_{j, m} a_{ij} a_{jm} a_{mi}. \quad (10)$$

Notice that this is the numerator of Equation (1), so that we can express the local clustering coefficient of node i as:

$$C_i = \begin{cases} \frac{\sum_{j, \ell} a_{ij} a_{j\ell} a_{\ell i}}{k_i(k_i - 1)} & \text{for } k_i \geq 2 \\ 0 & \text{for } k_i = 0, 1 \end{cases} \quad (11)$$

Let us now consider the effective size of node i 's network. When the graph is undirected and unweighted, the entries of the transition matrix P and of the marginal strength matrix M read, respectively, as in Equations (8) and (9). Consequently, the effective size \mathcal{S}_i of node i 's network can be written as:

$$\begin{aligned} \mathcal{S}_i &= \sum_j a_{ij} \left[1 - \sum_{\ell} p_{i\ell} m_{j\ell} \right] = \\ &= k_i - \sum_j a_{ij} \sum_{\ell} p_{i\ell} m_{j\ell} = \\ &= k_i - \sum_j \sum_{\ell} a_{ij} \frac{a_{i\ell}}{k_i} a_{j\ell} \\ &= k_i - \frac{1}{k_i} \sum_j \sum_{\ell} a_{ij} a_{j\ell} a_{\ell i} \end{aligned} \quad (12)$$

If we plug the expression for the clustering coefficient of node i in Equation (11) into Equation (12), we obtain:

$$\mathcal{S}_i = k_i - (k_i - 1)C_i \quad (13)$$

This is an exact relation that connects three measures at the node level: effective size, clustering, and degree. For instance, we can use the relation to obtain the effective size of a node's network by measuring the clustering coefficient of the node. Since for the two graphs in Figure 2 we have $C_i^a = 1/10$ and $C_i^b = 4/10$, by using Equation 13 we obtain: $\mathcal{S}_i^a = 5 - 4/10 = 23/5$ and $\mathcal{S}_i^b = 5 - 16/10 = 17/5$, in perfect agreement with the values obtained by using Definition 5. More generally, Equation (13) provides a formalisation of the fact that structural holes and social cohesion are indeed the two faces of the same coin. The presence of structural holes,

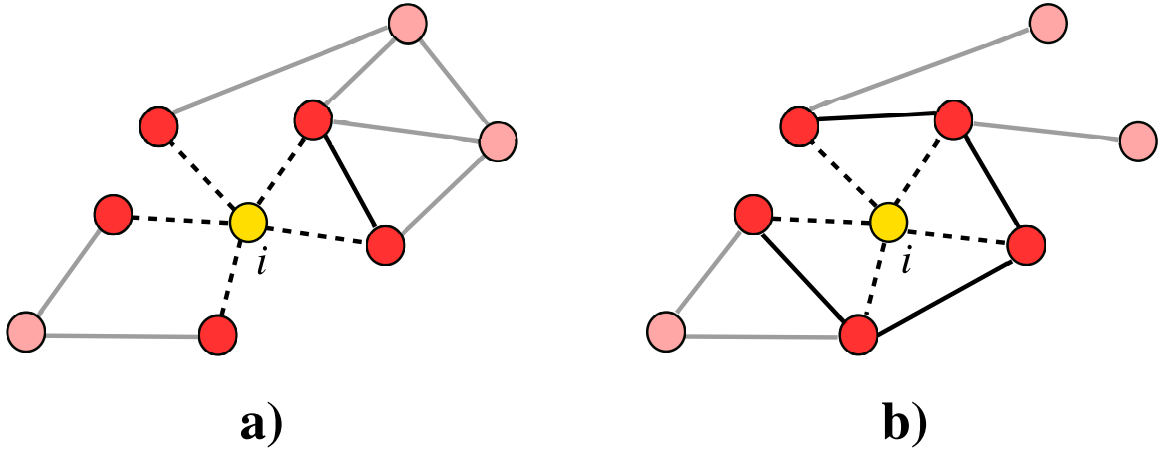


Figure 2. The effective size of a node's network, as defined in Ref. [6], measures the lack of redundancy of the node's contacts. The neighbourhood of node i in the first graph is less redundant than the one in the second graph. Consequently, the effective size, $\mathcal{S}_i^a = 23/5 = 4.6$, of node i in graph G^a is larger than the effective size, $\mathcal{S}_i^b = 17/5 = 3.4$, of node i in graph G^b .

measured by the effective size of a node's network, depends only on the degree of the node and on the social cohesion of the node's local network, as measured by the node clustering coefficient. Conversely, the clustering coefficient of a node is uniquely determined by the degree of the node and by the effective size of its network.

By definition, the effective size of a node's network can take values between zero and the degree of the node, while the clustering coefficient varies from zero to one. To make the two quantities comparable, we can normalise the definition of effective size. To this end, we can define the normalised effective size of node i 's network, \mathcal{S}'_i , dividing the effective size \mathcal{S}_i by its maximum possible value k_i , namely: $\mathcal{S}'_i = \mathcal{S}_i/k_i$. When both measures are normalised in $[0, 1]$, their relation reads:

$$\mathcal{S}'_i = 1 - \frac{k_i - 1}{k_i} C_i \quad (14)$$

which, for nodes with large degree, is well approximated by:

$$\mathcal{S}'_i \simeq 1 - C_i \quad (15)$$

This equation indicates that the clustering coefficient and the normalised effective size are indeed two complementary measures that can be defined one in terms of the other. As a result, this relation cautions against using both measures simultaneously for detecting sources of social capital. For instance, the inclusion of both clustering and effective size as covariates in a multivariate regression model would inevitably entail problems of multicollinearity due to the linear relation found between the two measures.

Drawing on this relation, we can express in terms of effective size many of the results obtained for the clustering coefficient in real networks. In particular, it has been found that in many networks the clustering coefficient of

a node scales with the degree of the node as $k^{-\omega}$, where $0 \leq \omega \leq 1$ [46, 56]. This means that high-degree nodes tend to have a relatively smaller clustering coefficient than low-degree nodes. Consequently, in such networks effective size will increase with k , so that higher-degree nodes will exhibit a higher effective size than lower-degree nodes. The reason for this is precisely the mirror image of the argument typically proposed to explain the inverse relation between clustering and degree: any two neighbours of a large-degree node are more likely not to be directly connected with each other than any two neighbours of a low-degree node. Moreover, it is possible to use any model of random networks with a tunable degree-dependent clustering coefficient [30, 46, 49, 57] to construct a random network with a fixed distribution of effective size. In turn, such random network can be used as a null model to assess the statistical significance of the measured correlation, at the node level, between effective size on the one hand, and other structural properties or performance-related outcomes, on the other.

RECONCILING SOCIAL COHESION AND STRUCTURAL HOLES: SIMMELIAN BROKERAGE

As discussed in Section , local efficiency is a generalisation of the node clustering coefficient, in that it measures the extent to which the neighbours of node i would reach each other if i were removed from the network. Unlike the clustering coefficient, local efficiency allows us to distinguish between cases where the subgraphs G_i have the same number of nodes and the same number of links, but are topologically different, as was the case of the two examples in Figure 1. In this Section, we show that local efficiency can be effectively employed to develop a new measure for brokerage that lies at the interface between

clustering and effective size. Like clustering and effective size, this measure will be sensitive to structural gaps in a node's local network. However, unlike clustering and effective size, it will also be sensitive to variations in the position of links across local networks of the same density. For this reason, the measure is capable of capturing brokerage opportunities among otherwise disconnected socially cohesive groups of nodes.

We begin by observing that, if the local efficiency of node i is small, then i plays an important role in enabling and facilitating reachability among its neighbours. In this case, i acts as a broker among its neighbours, since the removal of i would disconnect many pairs of nodes in i 's neighbourhood, or would inevitably deteriorate the ability of these nodes to reach each other. Conversely, if the local efficiency of i is large, then the nodes in i 's neighbourhood would still be able to reach each other even without the intermediary role of i , and as a result they would barely be affected by i 's removal. In this case, i plays a negligible brokerage role. More generally, the higher the local efficiency of a node, the fewer the opportunities a node has to act as a broker, and vice versa. Based on this observation, on the relation in Equation (13), and on the fact that the clustering coefficient and the normalised effective size range in the same interval $[0, 1]$, here we introduce the following measure for local brokerage \mathcal{B}_i of node i :

$$\mathcal{B}_i = k_i - (k_i - 1)E_i \quad (16)$$

In qualitative agreement with Krackhardt's [33] idea of *Simmelian ties* as ties embedded in cliques, we propose to call this measure Simmelian brokerage. Our choice is motivated by the fact that the measure is indeed sensitive to the extent to which a node acts as a broker between Simmelian ties or, alternatively, between otherwise disconnected groups of densely connected nodes. This is the case of a node that is a member of different cliques, and thus acts as the intermediary between two or more disconnected sets of Simmelian ties, rich in third-party relationships [10, 18]. The definition of Simmelian brokerage is similar to that of effective size, with the only difference that the clustering coefficient C_i of node i is replaced by the node local efficiency E_i . According to Equation (16), when the degree of a node is fixed, an increase in the value of local efficiency corresponds to a decrease in the value of Simmelian brokerage, and vice versa.

To shed light on the relation between effective size and Simmelian brokerage, we now discuss a number of examples of brokerage opportunities in unweighted undirected graphs. Figure 3 shows six graphs, each with $N = 9$ nodes, but with a different number and configuration of links. A first inspection of the figure makes it immediately clear that the central node i , indicated in yellow, has a different brokerage role in each of the six graphs. Graph a) is a clique, i.e. a complete graph in which each node has a link to each of the other nodes. This structure

is characterised by high redundancy – indeed the maximum possible redundancy among all the graphs with the same number of nodes – due to the presence of the maximum possible number of links in the graph. In this case, the local efficiency of node i is equal to $E_1^a = 1.0$, and for Simmelian brokerage we obtain the smallest possible value, $\mathcal{B}_i^a = 8 - 7 \times 1.0 = 1.0$. Such a small value is consistent with the relatively negligible role that i has in facilitating reachability among its neighbours: if i were removed from the graph, not only would its neighbourhood remain connected, but each of its contacts would still have a direct connection with each other. In the overall economy of the network, node i is thus a redundant contact.

Graph b) is a wheel graph, where the neighbours of node i are arranged in a cycle. As in the case of a clique, here the neighbourhood of node i remains connected even when i is removed from the graph, so that i can be considered somehow redundant. However, while some pairs of nodes in the induced graph have distance equal to 1, the majority of pairs of nodes are at distance 2, 3 or 4, so that the corresponding local efficiency is $E_i^b \simeq 0.559$ and node i 's Simmelian brokerage is equal to $\mathcal{B}_i^b \simeq 4.083$. The relatively higher value of i 's Simmelian brokerage in graph b) than in graph a) reflects the more central role played by i in b) than in a) in facilitating reachability among its neighbours. This is also reinforced by the fact that, when i is removed from the graph, the average distance among its neighbours increases from ~ 1.714 (in graph a)) to ~ 2.286 (in graph b)).

From a visual inspection, we would also expect the Simmelian brokerage of node i to increase from graph b) to graph c) due to an increase in structural gaps between distinct groups of nodes. In graph c), node i does not only intermediate between already connected nodes, but it brokers between different groups of nodes that would otherwise remain disconnected. In this case, the local efficiency of i is $E_i^c \simeq 0.309$ and, as expected, the corresponding Simmelian brokerage of i is higher than in graph b), and is equal to $\mathcal{B}_i^c \simeq 5.83$.

Graphs d) and e) have the same number of links $K = 4$, but with a different configuration. Interestingly, the effective size of node i 's network in the two graphs is the same, ($S_i = 7.0$), since in both graphs the clustering coefficient of i is equal to $C_i = 1/7$. However, a removal of i causes a more significant damage in graph e) than in graph d), since the intermediary role of i is more crucial in e) than in d). Moreover, in graph e) node i is affiliated with four distinct cohesive groups of connected contacts, whereas in graph d) node i intermediates between three isolated contacts and one loosely connected group. In this sense, in graph e) node i spans more structural holes between Simmelian ties than in graph d). Our measure of Simmelian brokerage does indeed capture this difference. In fact, if we removed i from graph d), then 10 out of 28 pairs among i 's neighbours (namely all pairs involving

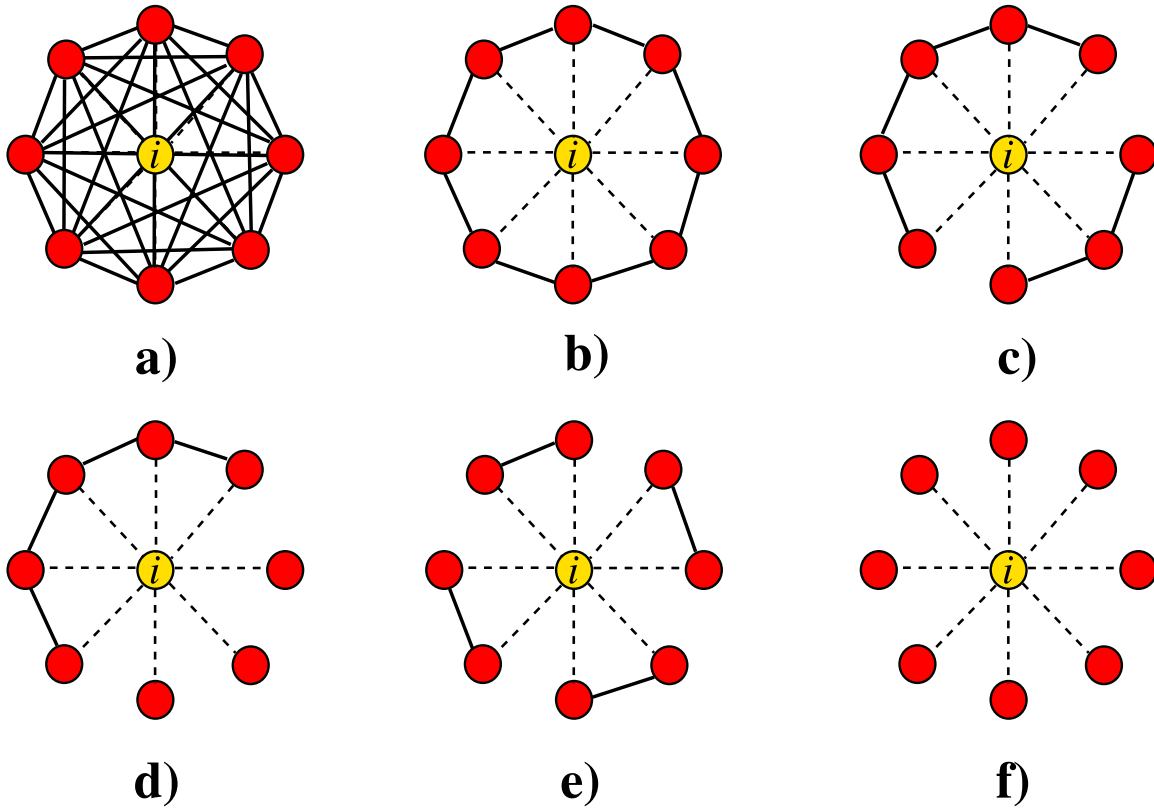


Figure 3. The extent to which a node acts as a Simmelian broker depends on the number and configuration of links in its neighbourhood. The six graphs correspond to six values of \mathcal{B}_i , in increasing order: a) 1.0, b) 4.08, c) 5.83 d) 6.46, e) 7.0 f) 8.0. When the neighbourhood of i is a clique (graph a)), the Simmelian brokerage of i is negligible, and i is practically superfluous. As soon as the neighbourhood becomes sparser and more structural holes appear, node i acquires higher values of Simmelian brokerage. In graphs d) and e), node i has the same clustering coefficient (and thus the same effective size), but the value of Simmelian brokerage of i is higher in e) than in d) because in e) i intermediates among four cohesive groups of nodes, whereas in d) i intermediates between one group of four loosely connected nodes and three otherwise isolated nodes. Opportunities of brokerage are maximised in the limiting case of a star graph in which node i intermediates among eight otherwise disconnected contacts (graph f)).

the five nodes in the group) would still remain reachable. In this case, the value of Simmelian brokerage of i is $\mathcal{B}_i^d \simeq 6.46$. Conversely, the removal of i in e) would produce a more serious damage to the network, since only 4 pairs of neighbours of i over 28 would remain reachable. In this case, the value of Simmelian brokerage is equal to $\mathcal{B}_i^e = 7.0$.

Finally, graph f) is a star, so that by removing node i no pair of its neighbours would remain reachable any longer. In this limiting case, the value of local efficiency of node i is equal to zero, and the one of Simmelian brokerage, as well as of effective size, is equal to the node degree, namely $\mathcal{B}_i^f = 8.0$. In general, if two nodes have the same local efficiency, the one having the higher degree has a higher Simmelian brokerage. This is due to the fact that the removal of a high-degree node could potentially leave a higher number of pairs of nodes disconnected, and could therefore cause a more substantial damage to the network than the removal of a node characterised by a relatively low degree.

CONCLUSIONS

Graphs are an invaluable mathematical tool for examining the topology and evolution of social structures, and graph measures have contributed to the operationalisation and formalisation of fundamental sociological concepts as well as to the development of social theories. Among these measures, clustering and effective size have played a pivotal role in the debate that, over the last few decades, has been concerned with the types of social structures that matter as sources of social capital [3, 8, 19, 22, 37, 38]. In this paper, our contribution to this debate began by reviewing the two measures, clustering and effective size, typically associated with two opposing types of social structure, the closed and open structure respectively. We then clarified the relationship between these two measures, and found that they are indeed connected through a simple mathematical relation. While so far the two measures have been related to each other primarily at a conceptual level and on intuitive

grounds [6], in this paper we provided a formal framework in which one measure can be expressed in terms of other and vice versa.

The study of formal relations between different graph measures can help unveil the intimate connections between already existing, and apparently unrelated, sociological concepts and, at times, even lead to the development of new concepts and measures. This indeed describes the trajectory that brought us from a more thorough understanding of the relation between closed and open structures to the proposal of a new measure that captures a topological configuration at the interface between the two types of structure. The idea was to identify brokerage positions in which a node can intermediate between otherwise disconnected cohesive groups of contacts. In such cases, the node's local network can be seen as both open and closed: open in that it is rich in structural holes separating distinct groups of contacts; and closed in that it is at the same time rich in third-party relationships within each of the groups with which the node is affiliated.

In qualitative agreement with the organisational literature on Simmelian ties [18, 33], we proposed to call Simmelian brokerage the new measure for detecting such structural positions. Simmelian brokerage helps differentiate between brokerage positions of nodes with the same degree and the same local clustering coefficient, but with a different configuration of links in their local neighbourhoods. In those cases, effective size would also remain unchanged as, all else being equal, it is not sensitive to variations in the positions of links. However, brokerage opportunities are likely to differ when, simply by reshuffling the same number of links across a node's local neighbourhood, there is a variation in the number of socially cohesive groups with which the node is affiliated. Simmelian brokerage, unlike effective size, is sensitive precisely to these variations in group affiliation that result from a change in the position of links.

Our findings can nourish the theoretical debate about the relative salience of closed and open structures for social capital, and will inform further research on the generative mechanisms of social capital. On the one hand, empirical tests of the relative benefits of closed and open structures will now find in our proposed relation between clustering and effective size a sound argument safeguarding against problems of multicollinearity, typically arising as a result of the simultaneous inclusion of both measures as explanatory variables in multivariate regression models. On the other, future research on the relative benefits of cohesive and brokered networks will benefit from the application of Simmelian brokerage to a number of empirical domains. In this sense, our study will help reconcile the apparently opposing results that various strands of literature have uncovered on the structural foundations of social capital [1, 19, 22, 32, 39, 47].

Simmelian brokerage, as a new topological measure of

network structure, can also spur a wealth of research broadly concerned with the topology and dynamics of complex networks. For the sake of simplicity, in this paper we have restricted our focus only to the case of unweighted networks. However, the relation between clustering coefficient and effective size can be easily generalised to the case of weighted graphs, which will in turn enable Simmelian brokerage to be also extended to weighted graphs.

More generally, the main implication of our study for research on complex networked systems lies in the change of perspective entailed by our emphasis on structural cleavages, as opposed to ties, that we borrowed from the burgeoning network literature in the social sciences. In this sense, our study may suggest a number of possible and previously neglected ways in which, simply by deflecting attention from the presence to the absence of a tie, new insights can be gained on the organisation, functioning and dynamics of a variety of systems.

-
- [1] Ahuja, G.: Collaboration networks, structural holes, and innovation: A longitudinal study. *Administrative Science Quarterly*. 45, 425-455 (2000).
 - [2] Barrat, A., Barthélemy, M., Pastor-Satorras, R. and Vespignani, A.: The architecture of complex weighted networks. *Proceedings of the National Academy of Sciences of the United States of America* 101, 3747-3752 (2004).
 - [3] Baum, J.A.C., McEvily, B., Rowley, T.J.: Better with Age? Tie Longevity and the Performance Implications of Bridging and Closure. *Organization Science*. 23, 529-546 (2012).
 - [4] Borgatti, S.P.: Structural holes: Unpacking Burt's redundancy measures. *Connections*. 20, 35 (1997).
 - [5] Brass, D.J.: It's all in your social network. In: Ford, C.M., Gioia, D.A. (eds.), *Creative Action in Organizations*, pp. 94-98. Sage, Thousand Oaks, CA (1995).
 - [6] Burt, R.S.: *Structural Holes. The Social Structure of Competition*. Harvard University Press, Cambridge MA (1992).
 - [7] Burt, R.S.: Structural holes and good ideas. *American Journal of Sociology*. 110, 349-399 (2004).
 - [8] Burt, R.S.: *Brokerage and Closure*. Oxford University Press, Oxford (2005).
 - [9] Burt, R.S.: *Neighbor Networks*. Oxford University Press, Oxford (2010).
 - [10] Burt, R. S.: The gender of social capital. *Rationality and Society*. 10, 5-46 (1998).
 - [11] Burt, R. S., and Knez, M.: Kinds of third-party effects on trust. *Rationality and Society*. 7, 255-292 (1995).
 - [12] Centola, D., Macy, M.W.: Complex contagion and the weakness of long ties. *American Journal of Sociology*. 113, 702-734 (2007).
 - [13] Coleman, J. S.: Social capital in the creation of human capital. *American Journal of Sociology*. 94, S95-S120 (1988).
 - [14] Coleman, J.S.: *Foundations of Social Theory*. Harvard University Press, Cambridge, MA (1990).

- [15] Cover T.M., Thomas J. A.: Elements of Information Theory. Wiley, New York (1991).
- [16] Davis, J.A.: Clustering and hierarchy in interpersonal relations: Testing two graph theoretical models on 742 sociomatrices. *American Sociological Review*. 35(5), 843-851 (1970).
- [17] Davis, J.A., Holland, P.W., Leinhardt, S.: Comments on Professor Mazur's hypothesis about interpersonal sentiments. *American Sociological Review*. 36, 309-311 (1971).
- [18] Dekker, D.: Measures of Simmelian tie strength, Simmelian brokerage, and Simmelianly brokered. *Journal of Social Structure*. 7(1), 1-22 (2006).
- [19] Fleming, L., Mingo, S., Chen, D.: Collaborative brokerage, generative creativity, and creative success. *Administrative Science Quarterly*. 52, 443-475 (2007).
- [20] Fortunato, S.: Community detection in graphs. *Physics Reports*. 486, 75-174 (2010).
- [21] Friedkin, N.E.: Social Cohesion. *Annual Review of Sociology*. 30, 409-25 (2004).
- [22] Gargiulo, M., Benassi, M.: Trapped in your own net? Network cohesion, structural holes, and the adaptation of social capital. *Organization Science*. 11: 183-196 (2000).
- [23] Gargiulo, M., Ertug, G., Galunic, C.: The two faces of control: Network closure and individual performance among knowledge workers. *Administrative Science Quarterly*. 54, 299-333 (2009).
- [24] Gould, R.V.: Multiple networks and mobilization in the Paris Commune, 1871. *American Sociological Review*. 56, 716-729 (1991).
- [25] Granovetter, M.: The strength of weak ties. *American Journal of Sociology*. 78, 1360-1380 (1973).
- [26] Granovetter, M.: The impact of social structure on economic outcomes. *Journal of Economic Perspectives*. 19(1), 33-50 (2005).
- [27] Hansen, M.T.: The search-transfer problem: The role of weak ties in sharing knowledge across organization subunits. *Administrative Science Quarterly*. 44, 232-248 (1999).
- [28] Holland, P.W., Leinhardt, S.: A method for detecting structure in sociometric data. *American Journal of Sociology*. 76, 492-513 (1970).
- [29] Holland, P.W., Leinhardt, S.: Transitivity in structural models of small groups. *Comparative Group Studies*. 2, 107-124 (1971).
- [30] Holme, P., Kim, B. J.: Growing scale-free networks with tunable clustering. *Phys. Rev. E* 65, 026107 (2002).
- [31] Holme, P., Park, S. M., Kim, B. J. and Edling, C. R.: Korean university life in a network perspective: Dynamics of a large affiliation network. *Physica A: Statistical Mechanics and its Applications* 373, 821 - 830 (2007).
- [32] Ingram, P., Roberts, P.W.: Friendships among competitors in the Sydney hotel industry. *American Journal of Sociology*. 106(2), 387-423 (2000).
- [33] Krackhardt, D.: The ties that torture: Simmelian tie analysis in organizations. *Research in the Sociology of Organizations*. 16, 183-210 (1999).
- [34] Lambiotte, R., Panzarasa, P. Communities, knowledge creation, and information diffusion. *Journal of Informetrics*. 3(3), 180-190 (2009).
- [35] Latora, V., Marchiori, M.: Efficient behavior of small-world networks. *Phys. Rev. Lett.* 87, 198701 (2001).
- [36] Latora, V., Marchiori, M.: Economic behavior of small-world networks. *Eur. Phys. J. B*. 32, 249-263 (2003).
- [37] Lin, N.: Social Capital. A Theory of Social Structure and Action. Cambridge University Press, New York (2001).
- [38] Lin, N., Cook, K., Burt, R.S. (eds.): Social Capital. Theory and Research. Aldine Transaction, New Brunswick and London (2001).
- [39] Long Lingo, E., O'Mahony, S.: Nexus work: Brokerage on creative projects. *Administrative Science Quarterly*. 55, 47-81 (2010).
- [40] Luce, R.D., Perry, A.D.: A method of matrix analysis of group structure. *Psychometrika*. 14(1), 95-116 (1949).
- [41] Mizruchi, M., Stearns, L.B.: Getting deals done: The use of social networks in bank decision-making. *American Sociological Review*. 66, 647- 471 (2001).
- [42] Nahapiet, J., Ghoshal, S.: Social capital, intellectual capital, and the organizational advantage. *Academy of Management Review*. 23, 242-266 (1998).
- [43] Obstfeld, D.: Social networks, the *tertius iungens* orientation, and involvement in innovation. *Administrative Science Quarterly*. 50, 100-130 (2005).
- [44] Onnela, J.-P., Saramäki, J., Kertész, J. and Kaski, K.: Intensity and coherence of motifs in weighted complex networks. *Phys. Rev. E* 71, 065103 (2005).
- [45] Perry-Smith, J.E.: Social yet creative: The role of social relationships in facilitating individual creativity. *Academy of Management Journal*. 49, 85-101 (2006).
- [46] Ravasz, E., Barabási, A.-L.: Hierarchical organization in complex networks. *Phys. Rev. E* 67, 026112 (2003).
- [47] Reagans, R., McEvily, B.: Network structure and knowledge transfer: The effects of cohesion and range. *Administrative Science Quarterly*. 48, 240-267 (2003).
- [48] Saramäki, J., Kivelä, M., Onnela, J.-P., Kaski, K. and Kertész, J.: Generalizations of the clustering coefficient to weighted complex networks. *Phys. Rev. E* 75, 027105 (2007).
- [49] Serrano, M.A., Boguñá, M.: Tuning clustering in random networks with arbitrary degree distributions. *Phys. Rev. E* 72, 036133 (2005).
- [50] Simmel, G.: The Sociology of Georg Simmel. Trans. by K.H. Wolff. Lightning Source, Milton Keynes UK [1923] (2011).
- [51] Sosa, M.E.: Where Do Creative Interactions Come From? The Role of Tie Content and Social Networks. *Organization Science*. 22, 1-21 (2011).
- [52] Stovel, K., Shaw, L.: Brokerage. *Annual Review of Sociology*. 38, 139-158 (2012).
- [53] Tortoriello, M., Reagans, R., McEvily, B.: Bridging the knowledge gap: The influence of strong ties, network cohesion, and network range on the transfer of knowledge between organizational units. *Organization Science*. 23:1024-1039 (2012).
- [54] Uzzi, B.: Social structure and competition in interfirm networks: The paradox of embeddedness. *Administrative Science Quarterly*. 43, 35-67 (1997).
- [55] Uzzi, B., Spiro, J.: Collaboration and creativity: The small world problem. *American Journal of Sociology*. 111, 447-504 (2005).
- [56] Vázquez, A., Pastor-Satorras, R., Vespignani, A.: Large-scale topological and dynamical properties of the Internet. *Phys. Rev. E* 65, 066130 (2002).
- [57] Vázquez, A.: Growing network with local rules: Preferential attachment, clustering hierarchy, and degree correlations. *Phys. Rev. E* 67, 056104 (2003).
- [58] Watts, D.J.: Small Worlds: The Dynamics of Networks between Order and Randomness. Princeton University

- Press, Princeton, New Jersey (1999).
- [59] Watts, D.J., Strogatz, S.H.: Collective dynamics of small-world networks. *Nature*. 393, 440 (1998).
- [60] Zhang, B., Horvath, S.: A general framework for weighted gene co-expression network analysis. *Stat. App. Genet. Mol. Biol.* 4, 17 (2005).