

# From generalized directed animals to the asymmetric simple exclusion process

N. Haug<sup>1,2</sup>, S. Nechaev<sup>2,3,5</sup>, and M. Tamm<sup>4,5</sup>

<sup>1</sup>*School of Mathematical Sciences, Queen Mary University of London, London, E1 4NS, United Kingdom*

<sup>2</sup>*LPTMS, Université de Paris Sud 11, 91405 Orsay Cedex, France*

<sup>3</sup>*P.N. Lebedev Physical Institute of the Russian Academy of Sciences, 119991 Moscow, Russia*

<sup>4</sup>*Physics Department, Moscow State University, 119992, Moscow, Russia*

<sup>5</sup>*MIEM at High School of Economics, 101000, Moscow, Russia*

Using the generalized normally ordered form of words in a locally-free group of  $n$  generators, we show that in the limit  $n \rightarrow \infty$ , the partition function of weighted directed lattice animals on a semi-infinite line coincides with the partition function of stationary configurations of the asymmetric simple exclusion process (ASEP) with arbitrary entry/escape rates through open boundaries. This correspondence provides a geometric interpretation of shocks in the ASEP.

PACS numbers: 64.60.De, 05.40.-a, 02.10.Ox, 02.50.Ga.

## I. INTRODUCTION

The concept of *heaps of pieces* was introduced by G. Viennot in 1986 [3] (see also [6] for a review). Informally, a heap of pieces is a collection of elements which are piled together. If two elements intersect in their horizontal projections, then the resulting heap depends on the order in which the two are placed. In this case, the element which is placed second is above the element placed first. On the other hand, the resulting heap does not depend on the order in which the two elements are placed if the horizontal projections of the two elements do not intersect. A special case of heaps are heaps of dimers. The dimers can be drawn as unit boxes which can not touch each other with their vertical edges. Figure 1c shows an example of a heap of dimers.

Heaps of dimers are particularly interesting due to their relation to the model of *directed animals* (DA). The term “lattice animals” is used as a collective name for several related models describing the growth of aggregates, for example, molecular layers on substrates. Directed animals on two-dimensional lattices (later on we consider triangular lattices only) are structures of occupied and unoccupied nodes on a lattice strip of width  $n$  and arbitrary height. The occupied sites on the lowest row are called roots (or source points) and the DA has to satisfy the condition that each occupied site can be reached from at least one root along a directed path containing only occupied sites. Figure 1a shows an example of a directed animal on the triangular lattice and figure 1b illustrates the bijection between directed animals and heaps of dimers. The arrows in Fig.1c illustrate the so-called “Mikado” enumeration of the nodes which will be explained below.

The typical problem for  $N$ -site DA concerns the computation of the number  $\Omega(N, n | \{C\})$  of all *distinct* DA configurations in the bounding box of  $n$  columns for a given configuration of roots (base)  $\{C\}$  (for example, the base of the DA in Fig.1 is  $\{C\} = \{1, 3\}$ ). This partition function has been computed exactly for the first time by

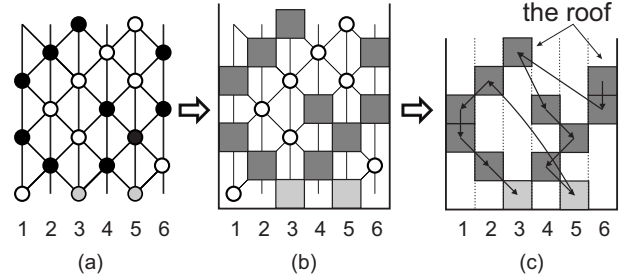


Figure 1: (a) Sample of directed animal (DA); (b)-(c) the heap of dimers corresponding to a given DA. The arrows in (c) designate the “Mikado” enumeration (see the text).

Hakim and Nadal [5] by using algebraic methods dealing with the transfer matrix diagonalization for some spin system.

The goals of our work are as follows:

- We review an alternative, algebraic approach to directed animals which consists in representing each DA on a lattice strip of width  $n$  as an ordered word spelled by the generators of a locally free semi-group of  $n$  generators.
- We show how, from a given ASEP-configuration, one can construct the corresponding DA. In particular, we demonstrate that the partition function of stationary configurations in the asymmetric simple exclusion process (ASEP) with fixed entrance and exit rates on an  $N$ -site segment coincides with the partition function of appropriately weighted  $(N + 1)$ -site directed animals on a triangular semi-infinite lattice  $x = 1, 2, \dots$  with the topmost particle (the “roof”) being located in the leftmost column.
- We give a geometric interpretation of shocks in the ASEP by discussing the geometric features of the corresponding directed animals. This leads us to an alternative definition of shocks in terms of the

entropy of subchains of the corresponding random walk on the positive half-line.

## II. ALGEBRAIC APPROACH TO DIRECTED ANIMALS

The algebraic approach to directed animals consists in assigning to each DA-configuration an equivalence class of words in some semi-group with special local commutation relations corresponding to local particle configurations as shown in Fig.2. To be specific, define the *locally free semi-group*,  $F_n^+$  with  $n$  generators  $g_1, \dots, g_n$ , determined by the relations

$$g_k g_m = g_m g_k, \quad |k - m| \geq 2, \quad (1)$$

Each pair of neighboring generators,  $(g_k, g_{k\pm 1})$  produces a free sub-semigroup of  $F_n^+$ .

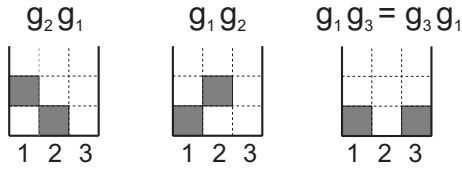


Figure 2: Commutation relations in the group  $F_n^+$  and local configurations of dimers.

The statistical properties of locally free groups and semi-groups were investigated in details in [1], where it has been shown that the partition function of an  $N$ -site DA in a bounding box of size  $n$  is given by the partition function of an  $N$ -step *Markov chain* on a semigroup  $F_n^+$  with  $n$  generators, or, equivalently, by the total number of equivalence classes of  $N$ -letter words in  $F_n^+$ . Namely, to any configuration of DA one can bijectively associate an equivalence class of words in  $F_n^+$ . Now each equivalence class contains exactly one word which is in *normal form*, which means that in this word, the generators with smaller indices are pushed as left as possible in accordance with the commutation relations (1). Consequently, the word

$$W = (g_{s_1})^{m_1} (g_{s_2})^{m_2} \dots (g_{s_k})^{m_k} \quad (m_i > 0 \forall i), \quad (2)$$

where  $\sum_{i=1}^k m_i = N$ ,  $1 \leq k \leq N$ , is in ordered form if and only if the indices  $s_1, \dots, s_N$  satisfy the following conditions:

- (i) If  $s_i = 1$  then  $s_{i+1} = 1, 2, \dots, n$ ;
- (ii) If  $s_i = x$  ( $2 \leq x \leq n-1$ ) then  $s_{i+1} = x-1, x, x+1, \dots, n$ ;
- (iii) If  $s_i = n$  then  $s_{i+1} = n-1, n$ .

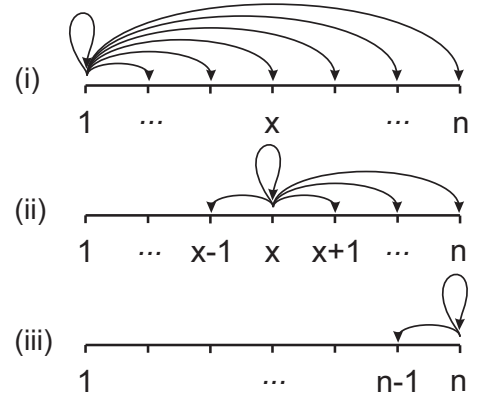


Figure 3: The set of possible values which can be taken by the index  $s_{i+1}$  if the index  $s_i$  is equal to: 1 (i), 2, ...,  $n-1$  (ii),  $n$  (iii).

The rules (i)-(iii) are graphically represented in Fig.3.

Thus, any  $N$ -site DA configuration in a bounding box of  $n$  columns can be uniquely represented by an  $N$ -letter ordered word “spelled” by the generators of  $F_n^+$ . For example, the normally ordered word

$$W = g_3 g_2 g_1 g_1 g_2 g_5 g_4 g_5 g_4 g_3 g_6 g_6, \quad (3)$$

uniquely represents the 12-site directed animal shown in Fig.1a.

For a given heap, the corresponding normally ordered word can be obtained by an algorithm which sets a constructive geometrical way of normal ordering. We call this enumeration procedure a “Mikado ordering” since it resembles the famous Mikado game, the goal of which consists in the sequential removal of the sticks from a random pile, one-by-one, without disturbing the rest. To proceed, define in a heap a set of top sites, each of which can be removed from a heap without disturbing the rest. Call these elements the “roof”,  $\mathcal{T}$ , of the heap. Remove the rightmost element of  $\mathcal{T}$ . In the updated roof,  $\mathcal{T}'$ , remove again the rightmost element, get  $\mathcal{T}''$ , and so on, until the heap is empty. The sequence of one-by-one removed elements is normally ordered. For the heap shown in Fig.1c, the Mikado ordering is depicted by the sequence of arrows and coincides with (3).

## III. MATRIX ANSATZ FOR GENERALIZED DA AND ASEP

The computation of the partition function,  $\Omega(N+1, n)$ , of an  $(N+1)$ -particle heap in the bounding box of  $n$  columns for free root and roof configurations becomes straightforward by applying the rules of normal ordering (i)-(iii). Introducing the local  $(n \times n)$  transfer matrix,  $M$ , with transitions as described in (i)-(iii) (see also Fig.3), we may write

$$\Omega(N+1, n) = \langle \mathbf{v}_{\text{in}} | M^N | \mathbf{v}_{\text{out}} \rangle, \quad (4)$$

where  $\mathbf{v}_{\text{in}} = (\overbrace{1, \dots, 1}^n)$  and  $\mathbf{v}_{\text{out}} = \mathbf{v}_{\text{in}}^\top$ . Similarly, one can count heaps with fixed root configurations by modifying the vectors  $\mathbf{v}_{\text{in}}$  and  $\mathbf{v}_{\text{out}}$  accordingly. For example, choosing  $\mathbf{v}_{\text{out}} = (1, 0, 0, \dots)^\top$  and leaving  $\mathbf{v}_{\text{in}}$  as above leads to the partition function of heaps with a single roof particle in the first column. Note that the transfer matrix  $M$  allows natural decomposition in “forward” ( $D$ ) and “backward” ( $E$ ) parts, associated with arbitrarily far jumps to the right and with one-step jumps to the left (see Fig.3):

$$D = \begin{pmatrix} 1 & 1 & 1 & \dots & 1 \\ 0 & 1 & 1 & \dots & 1 \\ 0 & 0 & 1 & \dots & 1 \\ \vdots & \vdots & & \ddots & \vdots \\ 0 & 0 & \dots & 0 & 1 \end{pmatrix}; \quad E = \begin{pmatrix} 0 & 0 & 0 & \dots & 0 \\ 1 & 0 & 0 & \dots & 0 \\ 0 & 1 & 0 & \dots & 0 \\ \vdots & \vdots & & \ddots & \vdots \\ 0 & 0 & \dots & 1 & 0 \end{pmatrix}. \quad (5)$$

Recall now that the partition function of steady-state ASEP configurations with entering rate  $\alpha$  and escape rate  $\beta$ ,  $Z_N(\alpha, \beta)$ , can be computed as

$$Z_N(\alpha, \beta) = \langle \mathbf{v}_{\text{in}} | \tilde{M}^N | \mathbf{v}_{\text{out}} \rangle, \quad (6)$$

where  $\mathbf{v}_{\text{in}} = (1, \alpha^{-1}, \alpha^{-2}, \dots)$  and  $\tilde{M}$  is an infinite dimensional which can be decomposed as  $\tilde{M} = \tilde{D} + E = \tilde{D}E$ , where

$$\tilde{D} = \begin{pmatrix} \beta^{-1} & \beta^{-1} & \beta^{-1} & \dots \\ 0 & 1 & 1 & \dots \\ 0 & 0 & 1 & \dots \\ \vdots & \vdots & & \ddots \\ 0 & 0 & \dots & \end{pmatrix}; \quad \mathbf{v}_{\text{out}} = \begin{pmatrix} 1 \\ 0 \\ 0 \\ \vdots \\ 0 \end{pmatrix}, \quad (7)$$

while  $E$  is the same as in (5) in the case  $n \rightarrow \infty$ .

Therefore, in the limit  $n \rightarrow \infty$ , the matrices  $D$  and  $E$  defined in eq.(5) coincide with a particular choice of the matrix ansatz used in the exact solution of the stationary asymmetric simple exclusion process (ASEP) on the  $N$ -site segment in the special case of the escape rate  $\beta$  being equal to 1 (see, for example [8]). This explicitly demonstrates that the partition function of  $N+1$ -particle heaps with a single particle in the roof, located in the first column, coincides with the partition function of stationary ASEP configurations on a chain of  $N$  sites in the case  $\alpha = \beta = 1$ .

The correspondence between DA and the ASEP for arbitrary values of  $\alpha$  and  $\beta$  is established as follows:

- The weight of the leftmost root is  $\alpha^{-(x-1)}$ , where  $x$  is the coordinate of the column in which this root is located;
- The weight of a particle located in the column  $x = 1$  is  $\beta^{-1}$ , except for the single roof particle, which has weight 1;

c) A “backward jump” in Fig.3 corresponds to a “hole” in the ASEP, while a “forward jump” corresponds to a “particle” in the ASEP;

d) The DA is a *pyramid* [3], i.e. the DA roof consists of a single element located in column 1.

Using the Mikado enumeration, we conclude that condition (a) means that the first letter in the normally ordered word associated to a specific DA has weight  $\alpha^{-(x-1)}$ , the condition (b) means that the generator  $g_1$  always carries a weight  $\beta^{-1}$ , the condition (c) means that in the normally ordered word any pair  $g_i g_k$  with  $k \geq i$  ( $\{k, i\} \in [1, n]$ ) corresponds to a particle in ASEP, while the pair  $g_i g_{i-1}$  ( $i \in [1, n]$ ) corresponds to a hole, and the condition (d) means that the last letter in the normally ordered word is always  $g_1$ . In Fig.4 we give an example of two different DA configurations corresponding to one and the same ASEP configuration.

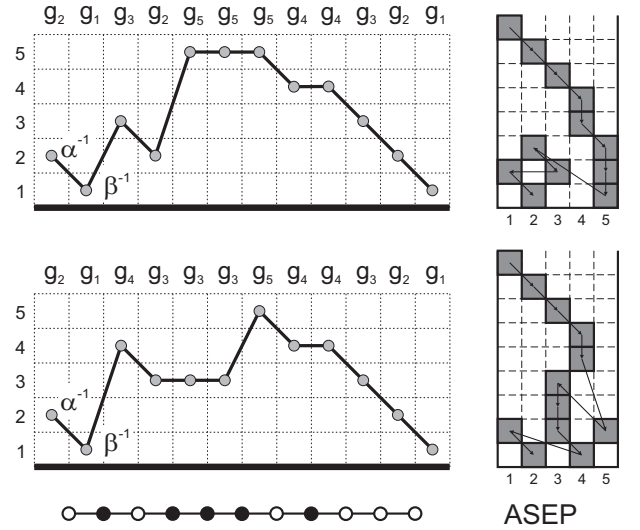


Figure 4: (a) Graphic representation (turned by  $\pi/2$ ) of a particular realization of a Markov chain (on a semi-infinite line  $x = 1, 2, \dots$ ) associated with the normally ordered word. The horizontal coordinate is the position of a letter in the word. All jumps starting with the letter  $g_1$  carry the weight  $\beta^{-1}$ . The first letter carries the weight  $\alpha^{-(x-1)}$  and the last letter is always  $g_1$ .

The correspondence between stationary ASEP and DA in a box of size  $n$  in the limit  $n \rightarrow \infty$  is established by the dictionary collected in the Table I.

Having established the link between the ASEP and DA, one can analyze how the features of one model can be interpreted in terms of the other. First, we note that the particle density in the ASEP determines the average size of *clusters* in the corresponding DA shown in the Fig.5. The cluster, by definition, is a subpart of the random walk with the increments 0 or  $\pm 1$  for the nearest-neighboring steps.

ASEP	Directed animals
$N+1$ , the system size (i.e. the segment length)	number of letters in a word (i.e. number of sites in an animal)
$\alpha$ , entrance probability at a position 1 of a segment	weight $\alpha^{-(x-1)}$ of a 1 <sup>st</sup> letter in the column $x$
$\beta$ , exit probability at a position $N+1$ of a segment	weight, $\beta$ , of a letter $g_1$ in a normally ordered word <sup>1</sup>
particle	any pair of letters $g_i g_j$ with $j \geq i$ in a normally ordered word
hole	any pair of letters $g_i g_{i-1}$ in a normally ordered word

<sup>1</sup>except for the last letter which has a weight 1

Table I: Correspondence between the asymmetric simple exclusion process and directed animals.

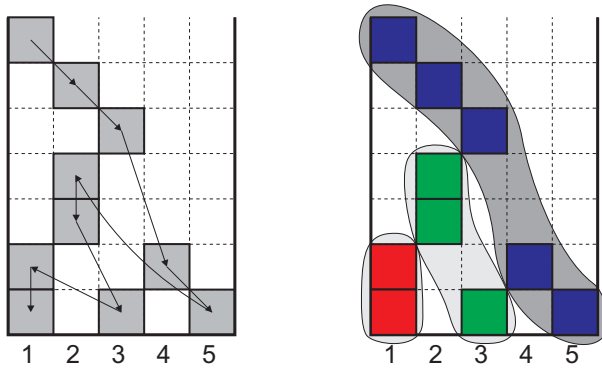


Figure 5: Decomposition of a configuration of directed animal into the clusters using the Mikado enumeration. The number of clusters is tuned by the density of particles in the corresponding ASEP configuration.

#### IV. PARTITION FUNCTION OF STATIONARY ASEP CONFIGURATIONS

Let us sketch the straightforward derivation of the stationary ASEP partition function (6). Despite the answer is known since the pioneering works [8], our computations explicitly demonstrate the deep analogy of the ASEP generating function with the generating function of wetting problem on a one-dimensional adsorbing substrate. To proceed, define  $Z_N(x, \alpha, \beta)$ , the partition function of the  $N$ -step trajectories on the semi-infinite discrete line ( $n \rightarrow \infty$ ) with allowed steps as shown in Fig.3, and with a final position in  $x$ . The quantity of our interest is  $Z_N(x = 1, \alpha, \beta)$ . Setting  $Z_N(x, \alpha, \beta) \equiv Z_N(x)$ , we obtain from (6) the following recursion relation, valid for

any  $N \geq 0$  (compare to [8]):

$$\begin{cases} Z_{N+1}(x) = \beta^{-1} Z_N(1) + \sum_{y=2}^{x+1} Z_N(y) & x = 1, 2, \dots, \\ Z_{N=0}(x) = \alpha^{x-1} & x = 1, 2, \dots, \\ Z_t(x) = 0 & x = 0. \end{cases} \quad (8)$$

It is convenient to introduce the generating function

$$W(s, x) = \sum_{t=0}^{\infty} Z_t(x) s^t; \quad Z_t(x) = \frac{1}{2\pi i} \oint_C W(s, x) s^{-t-1} ds \quad (9)$$

where  $C$  denotes a suitably chosen closed contour around the origin. In what follows we denote  $W(s, x) \equiv W(x)$  for shortness. From (8), we obtain the following equation for the generating function.

$$\frac{1}{s} (W(x) - \alpha^{x-1}) = \beta^{-1} W(1) + \sum_{y=2}^{x+1} W(y); \quad x = 1, 2, \dots \quad (10)$$

Eq.(10) allows us to deduce a recursion relation for  $W(x)$  with respect to  $x$ :

$$\begin{cases} W(x) - W(x-1) - sW(x+1) - \alpha^{x-1}(1 - \alpha^{-1}) = 0 & \text{for } x = 2, 3, \dots \\ \frac{\beta-s}{\beta} W(x) - sW(x+1) - 1 = 0 & \text{for } x = 1 \end{cases} \quad (11)$$

One can rewrite (11) in the symmetrized form as a single equation, by introducing  $Q(x) = s^{x/2} W(x)$  and by using the Kronecker- $\delta$  symbol, where  $\delta_{x,1} = 1$  for  $x = 1$ , and  $\delta_{x,1} = 0$  otherwise. We get

$$\begin{aligned} & \left\{ Q(x) - \sqrt{s}(Q(x-1) + Q(x+1)) \right. \\ & \quad \left. - s^{x/2} \alpha^{1-x}(1 - \alpha) \right\} (1 - \delta_{x,1}) \\ & + \left\{ Q(x) \frac{\beta-s}{\beta} - \sqrt{s}Q(x+1) - s^{x/2} \right\} \delta_{x,1} = 0. \end{aligned} \quad (12)$$

Applying the Fourier transform

$$Q(q) = \sum_{x=0}^{\infty} Q(x) \sin qx; \quad Q(x) = \frac{2}{\pi} \int_0^{\pi} Q(q) \sin qx dq \quad (13)$$

to the equation (12), we obtain

$$\begin{aligned} & (1 - 2\sqrt{s} \cos q) Q(q) - \frac{s}{\beta} \sin q Q(1) - \\ & - (\alpha - \alpha^2) \sum_{x=2}^{\infty} \left( \frac{\sqrt{s}}{\alpha} \right)^x \sin qx - \sqrt{s} \sin q = 0. \end{aligned} \quad (14)$$

Defining the function  $f(q)$  as

$$\begin{aligned} f(q) &= (\alpha - \alpha^2) \sum_{x=2}^{\infty} \left( \frac{\sqrt{s}}{\alpha} \right)^x \sin qx + \sqrt{s} \sin q, \\ &= \frac{\alpha^2(1 - 2\sqrt{s} \cos q) + s\alpha}{\alpha^2 - 2\sqrt{s}\alpha \cos q + s} \sqrt{s} \sin q, \end{aligned} \quad (15)$$

we can derive from (14) the solution for  $\mathcal{Q}(q)$

$$\mathcal{Q}(q) = \frac{\frac{s}{\beta} \sin q \mathcal{Q}(1) + f(q)}{1 - 2\sqrt{s} \cos q}. \quad (16)$$

Remembering that  $W(1) = s^{-1/2} \mathcal{Q}(1)$ , inserting the expression (15) for  $f(q)$  into (16) and applying the inverse Fourier transform (13), we end up with

$$\begin{aligned} W(s, 1) &= \frac{\frac{2}{\pi\sqrt{s}} \int_0^\pi \frac{f(q) \sin q}{1 - 2\sqrt{s} \cos q} dq}{1 - \frac{2s}{\pi\beta} \int_0^\pi \frac{\sin^2 q}{1 - 2\sqrt{s} \cos q} dq} \\ &= \frac{4\alpha\beta}{(2\alpha - 1 + \sqrt{1 - 4s})(2\beta - 1 + \sqrt{1 - 4s})} \end{aligned} \quad (17)$$

as an explicit expression for the generating function of the stationary ASEP partition function,  $Z_N(x=1, \alpha, \beta)$ .

The generating function (17) has two singularities,  $s = \{s_1, s_2\}$ , at which the function  $W(s, 1)$  diverges since its denominator becomes zero,

$$s_1 = \alpha(1 - \alpha), \quad s_2 = \beta(1 - \beta), \quad (18)$$

The singularities  $s_{1,2}$  are the branching points of (17). It should be pointed out that the way how the generating function  $W(s, 1)$  has been derived, repeats in its outline the derivation of the generation function for the wetting problem on a one-dimensional adsorbing substrate [4, 7]. Moreover, both generating functions, of ASEP and of wetting problem, have similar analytic structures; they diverge at branching points, which signals the existence of a phase transition. However, the behavior of the function  $W(s, 1)$  is far richer: it has *two* branching points  $s_1$  and  $s_2$  controlled by *two* independent parameters,  $\alpha$  and  $\beta$ . Thus, the ASEP free energy,  $f(\alpha, \beta)$ , in the thermodynamic limit  $N \rightarrow \infty$  strongly depends on the parameters  $\alpha$  and  $\beta$  and is determined by the closest to zero branching point:

$$f(\alpha, \beta) = -\ln \min\{s_1(\alpha), s_2(\beta)\}. \quad (19)$$

## V. SHOCKS IN DIRECTED ANIMALS

The correspondence between stationary configurations of the ASEP and directed animals, formalized in Table I allows for a geometrical interpretation of ASEP shocks

in terms of DA clusters. One sees from the random walk representations of ASEP configurations depicted in Fig.4, that there are some sub-paths which are *in bijection* with corresponding ASEP configurations, though generically, one ASEP configuration is represented by *many* random walk trajectories. Consider, for example, the tail  $g_4 g_3 g_2 g_1$  of the random walk, shown in Fig.4. Since the random walk always ends in position  $x = 1$ , this tail uniquely represents the occupancies of the five rightmost ASEP sites. Contrariwise, the first part of the random walk – the word  $g_2 g_1 g_4 g_3 g_3 g_3 g_5$  – is not in bijection with the ASEP state: one ASEP configuration can be identified with many different words (two of them are shown in the figures 4a and 4b).

Thus, we conjecture that *there is a boundary which splits the random walk trajectory into two parts, separating the highly degenerate ASEP states (the states represented by many different configurations of the random walk), from the non-degenerated states (the states uniquely represented by a random walk trajectory)*. This boundary is a *shock*.

Remind that the ASEP shock is a sharp boundary, separating high and low particle densities [2]. To interpret ASEP shocks in terms of DA configurations, let us proceed as follows. The ASEP subsets with low density of particles we bijectively map to the non-degenerate DA configurations. These configurations are represented by large DA clusters consisting of long, regular, ladder-like structures represented by descending “ $\searrow$ -paths” in the associated random walk picture – see the Fig.4. On the other hand, the parts of the ASEP chain with high density of particles correspond to “disordered” parts of a DA system, consisting of relatively small clusters. Within these clusters, the ascending “ $\nearrow$ -paths” are dominating. These parts of the DA are represented by highly degenerate configurations of the associated random walk trajectory, with a slope that is ascending on average, but strongly fluctuating. Such understanding of a shock is illustrated in Fig.6, where we have drawn a numerically simulated DA of  $N = 100$  particles corresponding to a shock configuration of the ASEP on a chain of  $N = 100$  sites with particle densities  $\rho_+ = 0.9$  on the left-half and  $\rho_- = 0.1$  on the right-half of the chain. In this example, we have chosen  $\alpha = \beta = 1$ . The probability distributions of the occupation numbers on both sides have been approximated by the Bernoulli measures. The insert shows the trajectory of the corresponding random walk on the positive half-line, representing the same DA configuration. One clearly sees the separation of parts with high (degenerate ASEP states) and low (non-degenerate ASEP states) configurational entropy.

To formalize our interpretation of shocks, we split the random walk trajectories (like shown in the Fig.4) into two parts, of lengths  $t$  and  $N - t$ , which are joined at the point  $x$ . Let us define correspondingly two partition



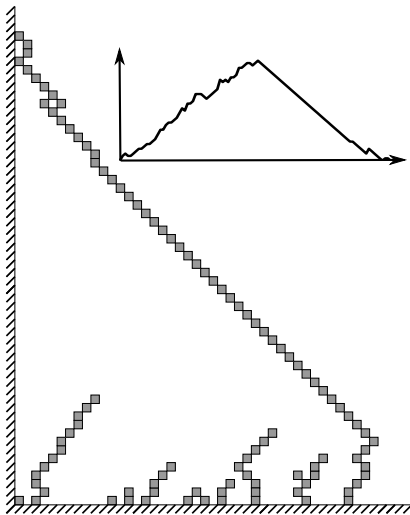


Figure 6: The geometrical interpretation of ASEP shocks in terms of DA configurations: the DA of  $N = 100$  particles is mapped to the ASEP with the shock position in the middle of the  $N = 100$ -site chain. The random walk representation of the same DA configuration clearly displays the separation of parts with high and low configurational entropy.

functions,  $Z_t^{(1)}(x)$  and  $Z_{N-t}^{(2)}(x)$ , where

$$\begin{aligned} Z_t^{(1)}(x) &= \left\langle (1, \alpha^{-1}, \alpha^{-2}, \dots) | \tilde{M}^t | (\overbrace{0, \dots, 0}^x, 1, 0, \dots) \right\rangle, \\ Z_{N-t}^{(2)}(x) &= \left\langle (\overbrace{0, \dots, 0}^x, 1, 0, \dots) | \tilde{M}^{N-t} | (1, 0, 0, \dots) \right\rangle. \end{aligned} \quad (20)$$

The logarithm of the product of  $Z_t^{(1)}(x_0)$  and  $Z_{N-t}^{(2)}(x_0)$ ,

$$F(t, x_0) = \ln \left[ Z_t^{(1)}(x_0) Z_{N-t}^{(2)}(x_0) \right], \quad (21)$$

has the sense of a “driving free energy” at the boundary separating the left (of length  $t$ ) and the right (of length

$N - t$ ) subparts of the random walk trajectory joined at position  $x = x_0$ . The position of the shock can be defined now as

$$\Delta F(t, x_0) = F(t + 1, x_0) - F(t, x_0) = 0. \quad (22)$$

For  $N \gg 1$  the discrete equation (22) is transformed into  $\frac{d}{dt} F(t, x_0) = 0$ .

## VI. SUMMARY

In this letter we have established the connection between the generalized directed animals on the semi-infinite line with adsorbing boundary and special distribution of initial particle with the stationary state configurations of the asymmetric simple exclusion process. The random walk picture resulted from the normal order representation of directed animals configurations (associated with the locally free group), allows to regard the stationary ASEP as a sort of wetting model on a one-dimensional adsorbing substrate. Using the evolution equation for this random walk, we provide a simple derivation of the ASEP generating function on a one-dimensional line.

The relation between ASEP and generalized DA has lead us to a geometric interpretation of shocks in ASEP in terms of the entropy of subchains of the random walk with distant jumps on the positive semi-infinite line.

The authors are very grateful to A. Vershik and N. Haug would like to thank the LPTMS for the warm hospitality. This work was partially supported by the grants ANR-2011-BS04-013-01 WALKMAT, FP7-PEOPLE-2010-IRSES 269139 DCP-PhysBio, as well as by a MIT-France Seed fund and the Higher School of Economics program for Basic Research.

- 
- [1] A M Vershik; S K Nechaev; R Bikbov. Statistical properties of locally free groups with applications to braid groups and growth of random heaps. *Comm. Math. Phys.*, 212:469–501, 2000.
  - [2] B Derrida. An exactly soluble non-equilibrium system: The asymmetric simple exclusion process. *Physics Reports*, 301:65–83, 1983.
  - [3] G X Viennot; eds. G Labelle and P Leroux. Heaps of pieces i: Basic definitions and combinatorial lemmas. *Lecture Notes in Maths*, 1234:321–350, 1993.
  - [4] D M Gangardt and S K Nechaev. Wetting transition on a one-dimensional disorder. *J. Stat. Phys.*, 130:483–502, 2008.
  - [5] V Hakim and J P Nadal. Exact results for 2d directed lattice animals on a strip of finite width. *J. Phys. A: Math. Gen.*, 16:L213–L218, 1983.
  - [6] C Krattenthaler. The theory of heaps and the cartier-foata monoid.
  - [7] A Naidenov and S K Nechaev. Adsorption of a random heteropolymer at a potential well revisited: location of transition point and design of sequences. *J. Phys. A: Math. Gen.*, 34:5625–5634, 2001.
  - [8] B Derrida; M R Evans; V Hakim; V Pasquier. Exact solution of a 1d asymmetric exclusion model using a matrix formulation. *J. Phys. A: Math. Gen.*, 26:1493–1517, 1993.