

Pedagogical suggestion on quantum computer circuits

Helio V. Fagundes*

Instituto de Física Teórica, Universidade Estadual Paulista

Rua Dr. Bento Teobaldo Ferraz, 271, bl. 2, São Paulo, SP 01140-070, Brazil

(Received November 2012;

For quantum computer circuits, it is proposed that they have, besides the presently used compact graphs, an expanded system of subgraphs, in line with the quantum mechanics superposition axiom. The representation of each process by these suggested graphs is equivalent to the algebraic notation of the process.

PACS numbers: 89.20.Ff, 89.70.-a

As Dale and Lewis [1] emphasize in their textbook on computer science, there are three equivalent representations for classical computer processes: the Boolean, the graphical, and the truth table ones. As for quantum computations, we have an algebraic complete representation, and a graphical one which, because of quantum superposition and entanglement, is not equivalent to the algebraic one.

Here I want to suggest a new class of graphical representation for quantum computer circuits, which is equivalent to their algebraic representation. It is composed of multiple subgraphs for a given process, mimicking the quantum mechanical superposition axiom. Each of these subgraphs represents a non-entangled tensor product of qubits, with each line corresponding to a single, definite qubit – except for output lines, which sometimes it is more convenient to be kept in entangled form, as in the second example below.

My starting point is to make the graphs show the quantum mechanical superposition principle; due to the number of possibilities, they are often labeled with the corresponding qubit in ket notation. The idea is not to totally replace the presently used graphs – which I

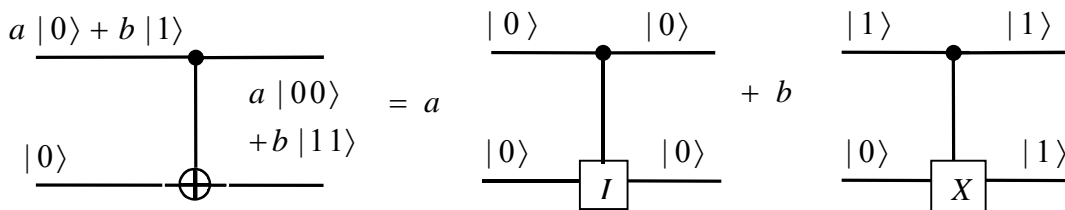


FIG. 1. On the left, compact graph for CNOT gate. On the right, the two subgraphs of the extended representation for the same gate. \oplus means addition mod 2, I is the identity, and X is Pauli σ_x matrix.

*E-mail address: helio@ift.unesp.br

will call *compact* – but to also have a more explicit representation of the processes. The geometric structure of each subgraph is essentially the same as that of the corresponding compact graph, with the operations and state labels making the difference. This is hoped to help the learning of novices to quantum computation, who often are also novices to quantum mechanics.

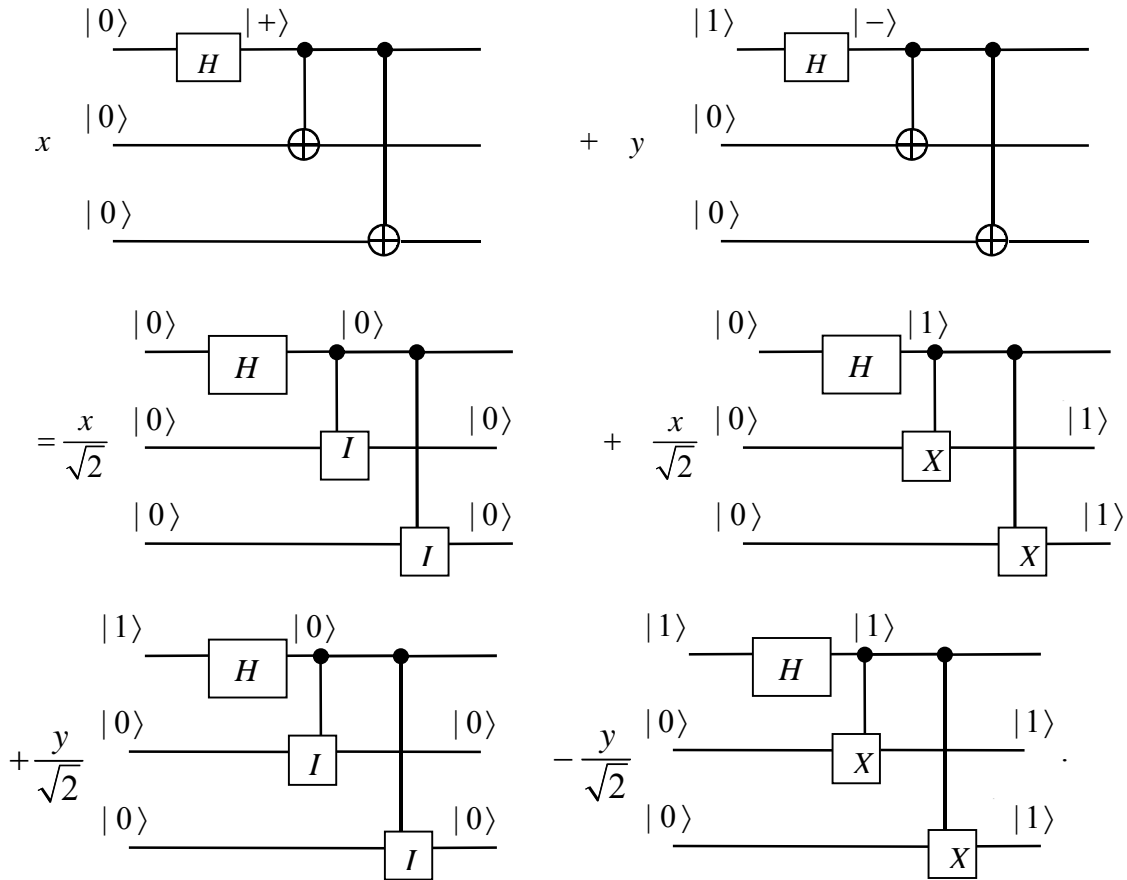


FIG. 2. A subroutine to be included in Shor's nine-qubit code. H is Hadamard gate, and $|\pm\rangle \equiv (|0\rangle \pm |1\rangle)/\sqrt{2}$. The output is $x|\psi_+\rangle + y|\psi_-\rangle$.

As a first example, Fig. 1 shows the compact graph for the CNOT gate – see [2,3], for example, for quantum computer theory – on the left-hand side, and the two subgraphs for the same gate on the right-hand side, which constitute what will here be called an *extended* graph. The addition mod 2 operator in the first is replaced by I and X in the second. It is obvious that the latter gives more complete information than the former.

The second example refers to Shor's nine-qubit quantum error correction code (QECC) [4]; here I am mostly following Nakahara and Ohmi [3] development. I rewrite the code using what might be called a *subroutine* circuit (SRC), developed in Fig. 2 as an extended graph.

The subroutine calculated in Fig. 2 will be represented as the ‘black box’ circuit SRC in Fig. 3, where $|\psi_{\pm}\rangle \equiv (|000\rangle \pm |111\rangle)/\sqrt{2}$. The encoding circuit given in [3] is presented here in Fig. 4, which makes use of the subroutine SRC.

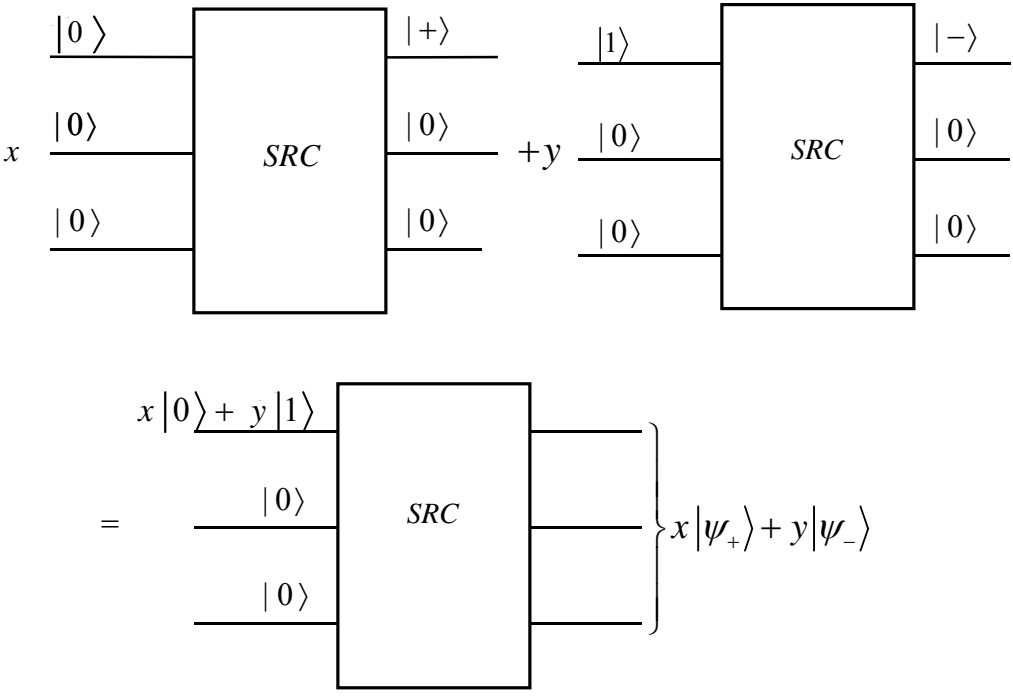


FIG. 3. The preparation subroutine circuit for Shor’s QECC in terms of the SRC ‘black box,’ which is the preparation circuit in Fig. 2.

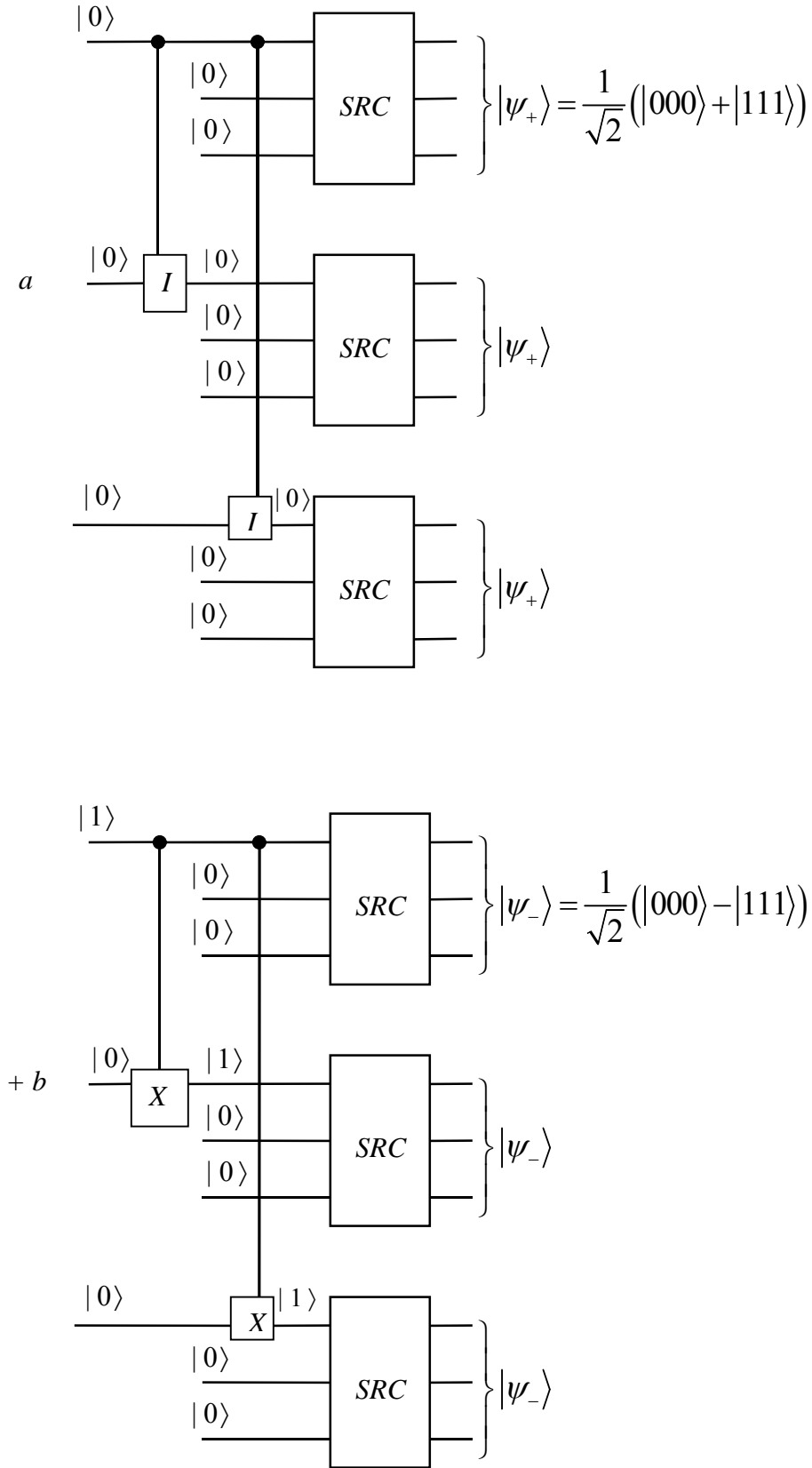


FIG. 4. Encoding circuit for Shor's QECC. The output is $a|\psi_+\rangle^{\otimes 3} + b|\psi_-\rangle^{\otimes 3}$.

The reader will have noted that the sum of subgraphs which constitute an extended graph for a process has the structure of the quantum mechanical superposition principle, and is equivalent to the linear-algebraic description of the same process.

-
- [1] N. Dale and J. Lewis, *Computer Science Illuminated*, 4th edition (Jones and Bartlett Publishers, Sudbury, MA, 2011).
 - [2] M. A. Nielsen and I. L. Chuang, *Quantum Computation and Quantum Information* (Cambridge U. Press, Cambridge, UK, 2000).
 - [3] M. Nakahara and T. Ohmi, *Quantum Computing: from Linear Algebra to Physical Realizations* (CRC Press, Boca Raton, FL, 2008).
 - [4] P. W. Shor, *Phys. Rev. A* **52**, 2493 (1995).