

Theoretical estimate of the $D^* \rightarrow D\pi$ decay rate

Damir Bečirević* and Francesco Sanfilippo†

*Laboratoire de Physique Théorique (Bât 210),
Université Paris Sud, Centre d'Orsay, 91405 Orsay-Cedex, France*

(Dated: September 19, 2018)

We present the results of our lattice QCD study of the $g_{D^*D\pi}$ coupling, relevant to the $D^* \rightarrow D\pi$ decay. Our computation is made on the gauge field configurations that include $N_f = 2$ dynamical light quarks by using the twisted mass QCD action. From the results obtained at four different lattice spacings we were able to take for the first time the continuum limit of this quantity computed on the lattice. Our final value, $g_c = 0.53(3)(3)$, leads to $\Gamma(D^{*+} \rightarrow \bar{D}^0\pi^+) = (50 \pm 5 \pm 6)$ keV, and is in good agreement with the experimental results for the width of the charged D^* -meson.

PACS numbers: 12.39.Fe, 12.39.Hg, 13.20.-v, 11.15.Ha.

I. INTRODUCTION

The result of the first experimental measurement of the width of the charged vector D -meson, $\Gamma(D^{*+}) = 96 \pm 22$ keV [1], was a surprise because many theoretical predictions of the relevant hadronic coupling, $g_{D^*D\pi}$, suggested much smaller (by about a factor of $3 \div 4$) value for $\Gamma(D^{*+})$. An important novelty this year is that the value of $\Gamma(D^{*+})$ measured at CLEO, has been confirmed and made much more accurate by the BaBar collaboration, $\Gamma(D^{*+}) = (83.5 \pm 1.7 \pm 1.2)$ keV [2].

Prior to the CLEO result, the QCD based theoretical estimates of $g_{D^*D\pi}$, were made by means of various QCD sum rules (QSR). The results of different QSR techniques were converging to a small value of $g_{D^*D\pi}$ [3–5], the size of which was challenged in ref. [6] where it was argued that it should be by about a factor of two larger in order to avoid a paradox of non-saturation of the Adler-Weisberger sum rule, which is reasonably well saturated by the first couple of states in the case of baryons and light mesons. As far as the lattice QCD computations of this coupling are concerned, there have been quite a few results reported in the static heavy quark limit ($m_c \rightarrow \infty$) [7, 8], while only a few calculations have been reported for the case of propagating charm quark [9, 10, 13].¹ The first such a

computation was performed in quenched approximation in ref. [9], where the strategy to compute $g_{D^*D\pi}$ has been discussed in detail. It is based on the use of the LSZ reduction formula and the axial Ward identity, so that $g_{D^*D\pi}$ can be extracted from the computation of the matrix element of the light quark axial current, sandwiched by the D^* and D states. The resulting $g_{D^*D\pi}$, obtained from the quenched lattice QCD study ($N_f = 0$), was large as anticipated in [6] and compatible with the CLEO measurement of $\Gamma(D^{*+})$. That study has then been extended to the unquenched case, i.e. by including the effect of $N_f = 2$ dynamical quark flavors in the QCD vacuum fluctuations [10]. Despite the fact that the $\mathcal{O}(a)$ -improved Wilson quark action was used, the results were obtained for relatively large pion masses and with a rather poor statistics at two lattice spacings so that the continuum extrapolation was not feasible. In this paper we provide the first result of the unquenched computation of $g_{D^*D\pi}$ by using twisted mass QCD on the lattice [11, 12], with $N_f = 2$ dynamical light quarks, and at four different lattice spacings. Moreover, our computation is made by using considerably lower pion masses than in ref. [10]. Thanks to the high statistics of the ensembles of gauge field configurations that we had at our disposal we were able to make the continuum extrapolation and obtain the physically relevant value of $g_{D^*D\pi}$ in the continuum limit. As we shall see, with respect to the previous

*Electronic address: Damir.Becirevic@th.u-psud.fr

†Electronic address: Francesco.Sanfilippo@th.u-psud.fr

¹ While $D^* \rightarrow D\pi$ decay is allowed, $B^* \rightarrow B\pi$ decay is

kinematically forbidden.

lattice estimates, our $g_{D^*D\pi}$ coupling is somewhat smaller, but still much larger than the predictions based on using the QSR techniques. While this paper was in writing, an estimate of $g_{D^*D\pi}$ at a single value of the lattice spacing with $N_f = 2 + 1$ dynamical $\mathcal{O}(a)$ -improved Wilson quarks was made in ref. [13] which agrees very well with our results in the continuum.

The remainder of this paper is organized as follows: we first, in Sec. II define the quantities to compute and specify the correlation functions that are needed for their extraction; we then in Sec. III illustrate the quality of the signals obtained from the correlation functions on our lattices and present our results obtained for each of the lattice set-ups; in Sec. IV we discuss the chiral extrapolations and compare our result with the other results existing in the literature; finally we conclude in Sec. V.

II. DEFINITIONS

The coupling $g_{D^*D\pi}$ describes the emission of the soft P -wave pion off the D^* meson, i.e. it is defined via the following matrix element

$$\langle D(k)\pi(q)|D^*(p,\lambda)\rangle = (e_\lambda \cdot q) g_{D^*D\pi}, \quad (1)$$

where $q = p - k$ is the pion momentum and λ labels the polarization state of the vector meson. The decay rate of this process is given by

$$\Gamma(D^* \rightarrow D\pi) = \frac{C}{24\pi m_{D^*}^2} g_{D^*D\pi}^2 |\vec{k}_\pi|^3, \quad (2)$$

where $C = 1$ if the outgoing pion is charged, and $C = 1/2$ if it is neutral, and

$$|\vec{k}_\pi| = \frac{\lambda^{1/2}(m_{D^*}, m_D, m_\pi)}{2m_{D^*}}, \quad (3)$$

where $\lambda(a, b, c) = [a^2 - (b - c)^2][a^2 - (b + c)^2]$, which numerically gives $|\vec{k}_{\pi^-}| = 39.4$ MeV and $|\vec{k}_{\pi^0}| = 38.3$ MeV, i.e. the pion remains very soft. Due to T -symmetry and Lorentz invariance, the same expression applies to the pion absorption, i.e. to $D\pi \rightarrow D^*$ process.

To compute $g_{D^*D\pi}$ we follow the procedure proposed in refs. [7, 9], and compute the matrix element of the axial current, $A_\mu = \bar{u}\gamma_\mu\gamma_5 d$,

$$\begin{aligned} \langle D(k)|A^\mu|D^*(p,\lambda)\rangle &= 2m_{D^*}A_0(q^2)\frac{\epsilon_\lambda \cdot q}{q^2}q^\mu \\ &+ (m_D + m_{D^*})A_1(q^2)\left(\epsilon_\lambda^\mu - \frac{\epsilon_\lambda \cdot q}{q^2}q^\mu\right) \\ &+ A_2(q^2)\frac{\epsilon_\lambda \cdot q}{m_D + m_{D^*}}\left(p^\mu + k^\mu - \frac{m_{D^*}^2 - m_D^2}{q^2}q^\mu\right), \end{aligned} \quad (4)$$

where $A_{0,1,2}(q^2)$ are three independent Lorentz invariant form factors. For q^2 close to m_π^2 the reduction formula leads to

$$\frac{f_\pi m_\pi^2}{m_\pi^2 - q^2}\langle D(k)\pi(q)|D^*(p,\lambda)\rangle = \langle D(k)|\partial_\mu A^\mu|D^*(p,\lambda)\rangle, \quad (5)$$

which for $q^2 = 0$ gives,

$$g_{D^*D\pi} = \frac{2m_{D^*}}{f_\pi}A_0(0). \quad (6)$$

Since the form factor $A_0(q^2)$ is dominated by pion ($J^P = 0^-$) in the t -channel, it strongly varies with q^2 , as well as with the light quark mass when considering the problem for the practical lattice QCD calculation. However, since no massless state can couple to the axial current, one has

$$A_0(0) = \frac{m_{D^*} + m_D}{2m_{D^*}}A_1(0) - \frac{m_{D^*} - m_D}{2m_{D^*}}A_2(0), \quad (7)$$

so that eq. (6) becomes

$$g_{D^*D\pi} = \frac{m_{D^*} + m_D}{f_\pi}A_1(0)\left[1 + \frac{m_{D^*} - m_D}{m_{D^*} + m_D}\frac{A_2(0)}{A_1(0)}\right]. \quad (8)$$

The last expression is suitable for numerical computations on the lattice. It reduces to the calculation of the following correlation functions

$$C_{\mu\nu}(\vec{q}; t) = \sum_{\vec{x}, \vec{y}} \langle V_\mu(\vec{0}, 0)A_\nu(\vec{x}, t)P_5^\dagger(\vec{y}, t_S)e^{-i\vec{q}(\vec{x}-\vec{y})} \rangle, \quad (9)$$

where the interpolating source operators V_μ and P_5 are placed far from each other at $t = 0$ and $t = t_S$, and create the D^* - and D -meson states, respectively, at t such that $0 \ll t \ll t_S$. The simplest choice are the local interpolating operators, $V_\mu = \bar{c}\gamma_\mu u$ and $P_5 = \bar{c}\gamma_5 d$. Note also that \vec{q} should be chosen in such a way that the form factors are computed at $q^2 = 0$, as needed in eq. (8). If the vector meson is kept at rest, that means that the desired three-momentum should be tuned to

$$|\vec{q}| = \frac{m_{D^*}^2 - m_D^2}{2m_{D^*}}, \quad (10)$$

which is too small a value to be accommodated on the periodic lattices explored in the current numerical simulations. To remedy this difficulty one of the quark propagators, $S_q(x, 0; U) \equiv \langle q(x)\bar{q}(0) \rangle$, can be computed in the rephased gauge field configuration,

$$U_\mu(x) \rightarrow U_\mu^\theta(x) = e^{i\theta_\mu/L}U_\mu(x), \quad (11)$$

where $\theta_\mu = (0, \vec{\theta})$, and L is the size of the spatial side of the cubic box. The propagator

$$S_q^{\vec{\theta}}(x, 0; U) = e^{i\vec{\theta} \cdot \vec{x}/L} S_q(x, 0; U^\theta), \quad (12)$$

is equivalent to imposing the twisted boundary conditions on one of the valence quarks in the considered correlation function [14, 15] (see also ref. [16]). Importantly, however, θ_0 in $\vec{\theta} = (\theta_0, \theta_0, \theta_0)$ can be tuned to any value, and therefore also to

$$\theta_0 = \frac{L}{\sqrt{3}} |\vec{q}| = \frac{L}{\sqrt{3}} \frac{m_{D^*}^2 - m_D^2}{2m_{D^*}}, \quad (13)$$

which ensures the extraction of the form factors at $q^2 = 0$. For such a tuned θ_0 , and by using the local interpolating field operators, the correlation function (9) reads,

$$C_{\mu\nu}(\vec{q}; t) = \left\langle \sum_{\vec{x}, \vec{y}} \text{Tr} \left[\gamma_\mu S_c(0, y) \gamma_5 S_d^{\vec{\theta}}(y, x; U) \gamma_\nu \gamma_5 S_u(x, 0; U) \right] \right\rangle, \quad (14)$$

which is very close to what we actually computed on the lattice.² To relate the above correlation function to the relevant form factors we note that

$$\tilde{C}_{ij}(\vec{q}; t) = \frac{1}{3} \sum_{i=1}^3 C_{ii}(\vec{q}; t) - \frac{1}{6} \sum_{i,j=1}^3 C_{ij}(\vec{q}; t) \Big|_{i \neq j}, \quad (15)$$

at large time separations among operators, behaves as

$$\tilde{C}_{ij}(\vec{q}; t) \rightarrow \frac{\mathcal{Z}_{D^*}}{2m_{D^*}} e^{-m_{D^*} t} \times (m_D + m_{D^*}) A_1(0) \times \frac{\mathcal{Z}_D}{2E_D} e^{-E_D(t_S - t)}, \quad (16)$$

where $\langle 0 | P_5 | D \rangle = \mathcal{Z}_D$, and $\langle 0 | V_i | D^* \rangle = e_i^\lambda \mathcal{Z}_{D^*}$. In this way we get the first term in eq. (8). To reach the second term within the brackets in (8) we proceed along the lines explained in ref. [10] and compute

$$\tilde{C}_{i0}(\vec{q}; t) = -\frac{1}{3} \sum_{i=1}^3 C_{i0}(\vec{q}; t) + \frac{1}{6} \sum_{i,j=1}^3 \frac{m_{D^*} - E_D}{q_i} C_{ij}(\vec{q}; t) \Big|_{i \neq j} \quad (17)$$

so that at large separations among the operators, one gets

$$\frac{\tilde{C}_{i0}(\vec{q}; t)}{\tilde{C}_{ij}(\vec{q}; t)} \rightarrow \frac{2q_i m_{D^*}}{(m_{D^*} + m_D)^2} \frac{A_2(0)}{A_1(0)}, \quad (18)$$

where $q_i = \theta_0/L$. Hadron masses, $m_{D^{(*)}}$, and couplings, $\mathcal{Z}_{D^{(*)}}$, are extracted from the study of the large time behavior of the two-point correlation functions, namely

$$\begin{aligned} \left\langle \sum_{\vec{x}} V_i(\vec{x}; t) V_i^\dagger(0; 0) \right\rangle &\xrightarrow{t \gg 0} \\ &|\mathcal{Z}_{D^*}|^2 \frac{\cosh[m_{D^*}(T/2 - t)]}{m_{D_q^*}} e^{-m_{D^*} T/2}, \\ \left\langle \sum_{\vec{x}} P_5(\vec{x}; t) P_5^\dagger(0; 0) \right\rangle &\xrightarrow{t \gg 0} \\ &|\mathcal{Z}_D|^2 \frac{\cosh[m_D(T/2 - t)]}{m_{D_q^*}} e^{-m_D T/2}, \end{aligned} \quad (19)$$

where T stands for the size of the temporal extension of the lattice. Note that in eq. (19) we used the symmetry of the correlation functions with respect to $t \leftrightarrow T - t$.

III. LATTICES USED IN THIS WORK

Results presented in this work are obtained by using the gauge field configurations generated by the European Twisted Mass Collaboration (ETMC) [17], by simulating the twisted mass QCD on the lattice at the maximal twist [12]. $N_f = 2$ dynamical light quarks have been included in the simulations. In tab. I we collect the main information concerning the lattices used in this work. At each lattice spacing, simulations have been made with several values of the sea quark mass μ_{sea} , covering the range of the associated pion masses $m_\pi \in (280, 500)$ MeV [18]. Concerning the charm quark mass, its value has been discussed in great detail in ref. [18] and it is fixed by requiring the agreement between the charmed hadron masses (D , D_s and η_c mesons) computed on the lattice with their experimentally established values.

Our first task was to compute the two-point functions (19) and extract the accurate values of the masses of D_q and D_q^* mesons which are necessary for determination of θ_0 in eq. (13).³ In the computation of the two-point functions (19) we used

² As we shall see in Sec. III the difference with respect to eq. (14) is that in practice we use the extended (smeared) source operators.

³ Index “q” in $D_q^{(*)}$ labels the light valence quark, which in

source operators composed of local quark fields ψ or smeared ones ψ_{n_g} . We choose the gaussian smearing defined via:

$$\psi_{n_g} = \left(\frac{1 + \kappa H}{1 + 6\kappa} \right)^{n_g} \psi, \quad (20)$$

where H is the smearing operator defined as [19]

$$H_{i,j} = \sum_{\mu=1}^3 \left(U_{i;\mu}^{n_a} \delta_{i+\mu,j} + U_{i-\mu;\mu}^{n_a\dagger} \delta_{i-\mu,j} \right), \quad (21)$$

with $U_{i,\mu}^{n_a}$ being the n_a times APE smeared link [20], defined in terms of $(n_a - 1)$ times smeared link $U_{i,\mu}^{(n_a-1)}$ and its surrounding staples $V_{i,\mu}^{(n_a-1)}$,

$$U_{i,\mu}^{n_a} = \text{Proj}_{\text{SU}(3)} \left[(1 - \alpha) U_{i,\mu}^{(n_a-1)} + \frac{\alpha}{6} V_{i,\mu}^{(n_a-1)} \right]. \quad (22)$$

For the smearing parameters we choose:

$$\kappa = 4, n_g = 30, \alpha = 0.5, n_a = 20, \quad (23)$$

which we kept fixed for all of our lattices. In our calculation the quark propagators are computed by using stochastic sources, and the correlation functions are obtained taking advantage of the so called one-end trick [17]. Furthermore, to improve the statistical quality of our results, we use up to eight different spatial sources. The full list of results is presented in tab. II where we give our values for m_{D_q} and $m_{D_q^*}$ that are totally consistent with our previous findings presented in ref. [23] and obtained by using the single source propagators. Once we have the meson masses we fix the value of θ_0 according to eq. (13), and then compute the light quark propagator with twisted boundary conditions (12), which is needed to evaluate the three-point functions (14).

Instead of the coupling $g_{D^*D\pi}$, it is often convenient to define g_c which is related to $g_{D^*D\pi}$ via

$$g_{D^*D\pi} = \frac{2\sqrt{m_D m_{D^*}}}{f_\pi} g_c, \quad (24)$$

with the convention that corresponds to $f_\pi = 130.41(3)(20)\text{MeV}$ [24]. On the basis of heavy quark expansion the coupling g_c is expected to scale as a constant up to corrections proportional to the powers of the inverse heavy quark (meson) mass. In our case, we work with the propagating heavy charm quark, which is why we added an index “c”

to avoid ambiguities when comparing g_c computed here with the values obtained in the static limit [8]. After combining eq. (8) with (24) we have

$$\begin{aligned} g_c &= \frac{m_{D^*} + m_D}{2\sqrt{m_D m_{D^*}}} A_1(0) \left[1 + \frac{m_{D^*} - m_D}{m_{D^*} + m_D} \frac{A_2(0)}{A_1(0)} \right] \\ &= G(0) [1 + G'(0)], \end{aligned} \quad (25)$$

where $G^{(\prime)}(0)$ are introduced for shortness. The values of the momenta tuned in the twisted boundary conditions (13) are very small and by computing $G'(0)$ by using eq. (18) its value is consistent with zero for all our lattices. The leading term, $G(0)$, instead is extracted accurately from the correlation functions (15). In fig. 1 we illustrate the plateaus obtained at all of our four lattice spacings and for one value of the sea quark mass. Illustrated is the ratio

$$R_1(t) = \frac{2E_D 2m_{D^*} \tilde{C}_{ij}(\vec{q}; t)}{Z_D Z_{D^*}} e^{m_{D^*} t + E_D(t_S - t)} \xrightarrow{t_S \gg t \gg 0} (m_{D_q} + m_{D_q^*}) A_1(0). \quad (26)$$

Corresponding values of g_c are given in tab. II for all of our lattice set-ups. Fits are made on the plateaus corresponding to $t_\beta \in [8, 14]_{3.9}$, $[11, 14]_{4.05}$, $[15, 18]_{4.2}$, in an obvious notation. Those plateaus are chosen to be common to all sea quark mass values considered at a given lattice spacing.

We reiterate that in our computations the sea and the valence light quarks are always kept degenerate in mass, and the corresponding $m_\pi L \gtrsim 4$ is kept large to make the finite volume effects small. From the simulations made at $\beta = 3.9$ with $\mu_q = 0.004$ we were able to verify that the finite volume effects for g_c are indeed small by comparing its values obtained on the $24^3 \times 48$ and on the $32^3 \times 64$ lattices. Within the given accuracy they are completely consistent and the finite volume effects are neglected in what follows.

Finally we should also mention that the renormalization factors of the axial current, $Z_A(g_0^2)$, have been properly accounted for in our computation. Their values have been computed non-perturbatively in refs. [18, 21] and, for convenience, they are also given in tab. I of the present paper.

IV. PHYSICAL RESULTS AND PHENOMENOLOGY

A. Getting to the physical value for g_c

The values of the coupling g_c , obtained with unphysical light quark masses from our lattices,

our computations is always kept degenerate in mass with the sea quark.

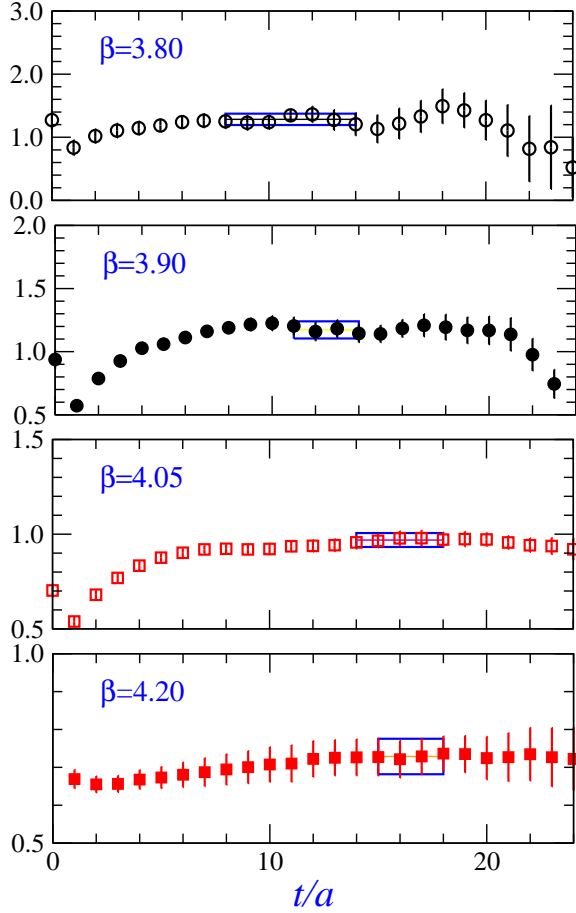


FIG. 1: Ratio $R_1(t)$, defined in eq.(26) [see also eqs. (15,16)], as a function of time, with two sources of D_q^* and D_q mesons fixed. Illustration is provided at each of the four lattice spacings considered and with the light quark mass $\mu_q = 0.008, 0.004, 0.008, \text{ and } 0.002$, for $\beta = 3.80, 3.90, 4.05, \text{ and } 4.20$, respectively. Also indicated is the plateau region at which a fit to a constant has been made, $R_1(t) \rightarrow (m_{D_q} + m_{D_q^*})A_1(0)$.

should now be related to the physically relevant coupling g_c . To do so we will make the continuum and the chiral extrapolations simultaneously by employing three different chiral extrapolation formulas. Concerning the continuum extrapolation we will rely on the simple linear extrapolation in a^2 , which turns out to be adequate for describing our data. Concerning the chiral extrapolation we will use the simple linear extrapolation in the light quark mass (or, equivalently, in the pion mass squared), and the two formulas that include the chiral logarithmic corrections. In other words we will use:

- Linear extrapolation:

$$g_c = g_0 \left(1 + \alpha m_\pi^2 + \beta \frac{a^2}{a_{3.9}^2} \right), \quad (27)$$

where on the left hand side are the values we obtain on our lattices for a given light quark mass (pion mass), in which the valence and sea quark mass are the same. On the right hand side, g_0 stands for the same coupling obtained in the chiral limit, and α is the slope parameter. Notice also that we divide a^2 by the value of the lattice spacing obtained at $\beta = 3.9$, so that the β parameter is a measure of the deviation of our continuum result from the values obtained at $a = 0.085(3)$ fm.

- Chiral Perturbation Theory (ChPT-I):

$$g_c = g_0 \left(1 - \frac{4g_0^2}{(4\pi f)^2} m_\pi^2 \log m_\pi^2 + \alpha m_\pi^2 + \beta \frac{a^2}{a_{3.9}^2} \right), \quad (28)$$

is the formula that has been derived many times in the heavy meson chiral perturbation theory (HMChPT) [25], an effective theory constructed from the combined heavy quark symmetry with the spontaneous chiral symmetry breaking pattern in order to describe the mesons consisting of heavy and light quarks [26, 27]. The above formula (28) is obtained at the next-to-leading order in chiral expansion and to the leading order in the heavy quark expansion (i.e. in the static limit of QCD). Although we are working with the charm heavy quark, for which the above formula is not fully adequate, we will use it as a way to guide our extrapolation to the physical coupling g_c . The constant f in the above formula stands for the pion decay constant in the chiral limit, which we take to be $f = 120$ MeV. In fig. 2 we show the result of extrapolation guided by eq. (28). For the light quark mass we use the definition $m_q^{\overline{\text{MS}}}(2 \text{ GeV})$ in the same way it was defined (renormalized) in ref. [18]. As usual, $m_\pi^2 = 2B_0 m_q$, and $B_0^{\overline{\text{MS}}}(2 \text{ GeV}) = 2.71(15)$ GeV.

- Chiral Perturbation Theory (ChPT-II):

$$g_c = g_0 \left(1 - \frac{2(1 + 2g_0^2)}{(4\pi f)^2} m_\pi^2 \log m_\pi^2 + \alpha m_\pi^2 + \beta \frac{a^2}{a_{3.9}^2} \right), \quad (29)$$

was derived in ref. [27] where it was noted that the expression (28) was obtained by using the pion field directly, and not the axial

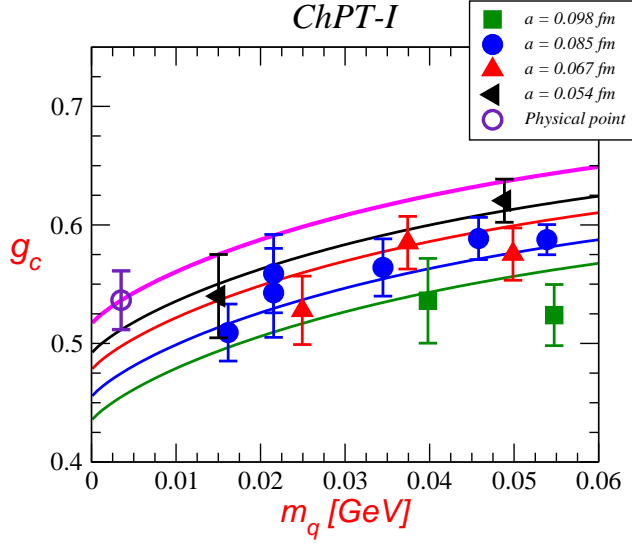


FIG. 2: Chiral and continuum extrapolation of our lattice QCD results for g_c given in tab. II, by using eq. (28).

current. In principle, our formula (6) is related to the pion field directly. However, as we mentioned in Sec. III, our result is completely dominated by the axial form factor $A_1(0)$, and therefore the formula (29), which differs from (28) by the vertex tadpole diagram, should be used in chiral extrapolation too. Notice that in both eqs. (28,29) the μ -dependence of the log term and of the counter-term coefficient α are not written explicitly as they cancel in the sum. Notice also that the expressions in eqs. (28,29) refer to a theory with $N_f = 2$ flavors, based on the spontaneous chiral symmetry breaking $SU(2)_L \otimes SU(2)_R \rightarrow SU(2)_V$.

We stress again that the above expressions are derived in the static heavy quark limit. It is not clear to what extent the chiral logarithmic corrections are relevant in describing the light quark dependence of the heavy-light hadronic quantities, and it is even less clear whether or not the above expressions could be applied to the case of mesons with (not so heavy) charm quark. In other words, none of the above formulas is exactly applicable to our situation and we will use all of them. The spread of results associated with each of the formulas (27,28,29) could then be used to estimate the systematic uncertainty due to the chiral extrapolation. Note however that the results of refs. [28] suggest that the chiral logarithmic behavior of the g -coupling remains unaltered after including the leading power corrections.

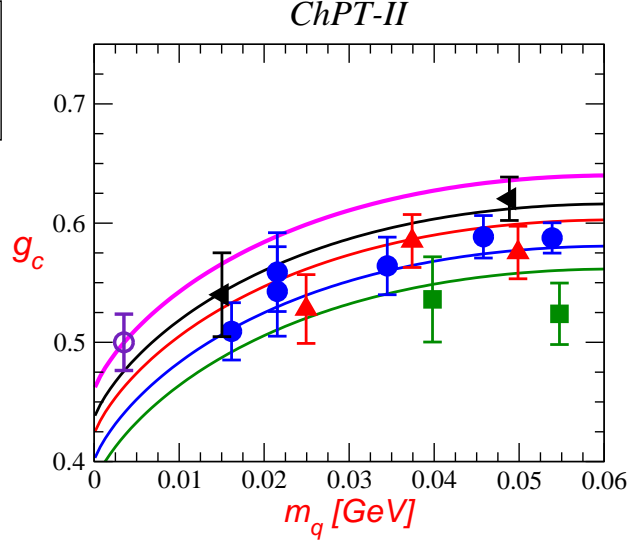


FIG. 3: Same as in fig. 2 but using eq. (29).

That error will leave enough room for the future improvement of g_c (i.e. of $g_{D^*D\pi}$) computed on the lattice.

In more detail, from the fit of our data to the above formulas we obtain:

Linear

$$g_0 = 0.56(3), \alpha = 0.6(2) \text{ GeV}^{-2}, \beta = -0.12(4), \\ \Rightarrow g_c^{\text{phys.}} = 0.562(28), \quad (30)$$

ChPT - I

$$g_0 = 0.52(2), \alpha = 0.3(2) \text{ GeV}^{-2}, \beta = -0.12(4), \\ \Rightarrow g_c^{\text{phys.}} = 0.536(25), \quad (31)$$

ChPT - II

$$g_0 = 0.46(2), \alpha = -0.16(25) \text{ GeV}^{-2}, \beta = -0.13(5), \\ \Rightarrow g_c^{\text{phys.}} = 0.500(24). \quad (32)$$

As our final result we quote

$$g_c = 0.54(3)_{(-4)}^{(+2)}, \quad (33)$$

where the errors refer to the last digit. The first error is statistical and is to be understood as gaussian, while the second one is uniform and accounts for the spread of values obtained by using various fit procedures to reach the physical limit.

B. Phenomenology

The above coupling (33) can now be cast into the form in which it is usually discussed in phenomenology by using eq. (24). We obtain,

$$g_{D^*D\pi} = g_{D^{*+}\overline{D}^0\pi^+} = 15.9(7)_{-4}^{+2}, \quad (34)$$

which then leads us to our estimate for the decay width (2), namely,

$$\Gamma(D^{*+} \rightarrow \overline{D}^0\pi^+) = (51 \pm 5_{-7}^{+5}) \text{ keV}. \quad (35)$$

The width of the charged D^* -meson can be calculated as

$$\begin{aligned} \Gamma(D^{*+}) = & \Gamma(D^{*+} \rightarrow \overline{D}^0\pi^+) + \Gamma(D^{*+} \rightarrow D^+\pi^0) \\ & + \Gamma(D^{*+} \rightarrow D^+\gamma), \end{aligned} \quad (36)$$

as these are the only kinematically available decay channels. The last mode, in particular, is a tiny fraction of the full decay width and is known experimentally, $B(D^{*+} \rightarrow D^+\gamma) = 0.016(4)$ [24], so that by using our value for g_c we finally have

$$\Gamma(D^{*+}) = (76 \pm 7_{-10}^{+8}) \text{ keV}, \quad (37)$$

which agrees favorably with the experimental values, $\Gamma(D^{*+})^{\text{CLEO}} = 96 \pm 22 \text{ keV}$ [1], and $\Gamma(D^{*+})^{\text{BaBar}} = (83.5 \pm 1.7 \pm 1.2) \text{ keV}$ [2].

Furthermore, we can make a prediction of the width of the neutral D^* meson,

$$\begin{aligned} \Gamma(D^{*0}) = & \Gamma(D^{*0} \rightarrow D^-\pi^+) + \Gamma(D^{*0} \rightarrow D^0\pi^0) \\ & + \Gamma(D^{*0} \rightarrow D^0\gamma), \end{aligned} \quad (38)$$

if we use the experimental information $B(D^{*0} \rightarrow D^0\gamma) = 0.381(29)$ [24]. Knowing that $D^{*0} \rightarrow D^-\pi^+$ is kinematically forbidden, and assuming the isospin symmetry to relate our g_c to the decay to a neutral pion, we obtain

$$\begin{aligned} \Gamma(D^{*0})[1 - B(D^{*0} \rightarrow D^0\gamma)] = & \frac{m_{D^0} |\vec{k}'_{\pi^0}|^3}{12\pi m_{D^{*0}} f_\pi^2} g_c^2 \\ = & (53 \pm 5_{-7}^{+6}) \text{ keV}, \end{aligned} \quad (39)$$

where $|\vec{k}'_{\pi^0}| = 42.3 \text{ MeV}$, and the prime is used to distinguish this case, in which all mesons are neutral. Our result (39) is much smaller than the relatively old experimental bound, $\Gamma(D^{*0}) < 2.1 \text{ MeV}$ [29].

C. Comparison with results available in the literature

To compare our result (33) with the existing experimental ones we use the expression (36) and

from the width reported by CLEO [1] we obtain $g_c = 0.60(6)$. From the new BaBar result [2], instead, we get $g_c = 0.56(1)$. The lattice QCD results reported so far were obtained by using the $\mathcal{O}(a)$ -improved Wilson quarks at single lattice spacing. The result obtained in the quenched approximation, $g_c = 0.67(8)_{-6}^{+4}$ [9], was later confirmed in the unquenched study with $N_f = 2$ dynamical light flavors, at nearly the same value of the lattice spacing, $g_c = 0.66(11)$ [10]. At a slightly finer lattice, $g_c = 0.71(7)$ was obtained [10]. However, all these results were obtained by working directly with large pion masses. Very recently the result of the lattice QCD study with $\mathcal{O}(a)$ -improved Wilson quarks and with $N_f = 2+1$ dynamical light flavors was reported in ref. [13]. Although working at the single lattice spacing the direct computations were made for a broad range of pion masses down to 300 MeV. The authors fit their result linearly and quadratically to extrapolate to the physical pion mass, without relying on the expressions derived in HMChPT. Their final result, $g_c = 0.55(6)$, agrees well with ours, as well as with the experimental ones. Current situation concerning the estimate of g_c is shown in fig. 4, where we observe a large difference with respect to the results obtained by using QSR. Ways to remedy this difficulty have been proposed in the literature [30] but a real reason for this failure has not been fully understood. Here we only focused on the computations closely related to QCD. A number of results based on quark model calculations have been reported in the literature too. For an exhaustive list of references see [6, 31]. Extracting this coupling from the residuum of the semileptonic form factor was shown to be very difficult because the relevant $D \rightarrow \pi$, $B \rightarrow \pi$, or $D \rightarrow K$ semileptonic form factor is a strongly varying functions at large q^2 -region and the extraction of g_c (or g_b) significantly depends on the parameterization used to describe the q^2 -dependence of the form factor [32, 33].

V. SUMMARY AND PERSPECTIVES

In this paper we report on the first lattice QCD result for the $g_{D^*D\pi}$ coupling obtained in the continuum limit. By using twisted mass QCD on the lattice at four different lattice spacings and by working with $N_f = 2$ dynamical light quark flavors, we were able to compute this coupling for several values of the pion mass, covering the range between 280 MeV and 500 MeV. Our final value is

$$g_c = 0.53(3)(3), \Leftrightarrow g_{D^{*+}\overline{D}^0\pi^+} = 15.8(7)(3),$$

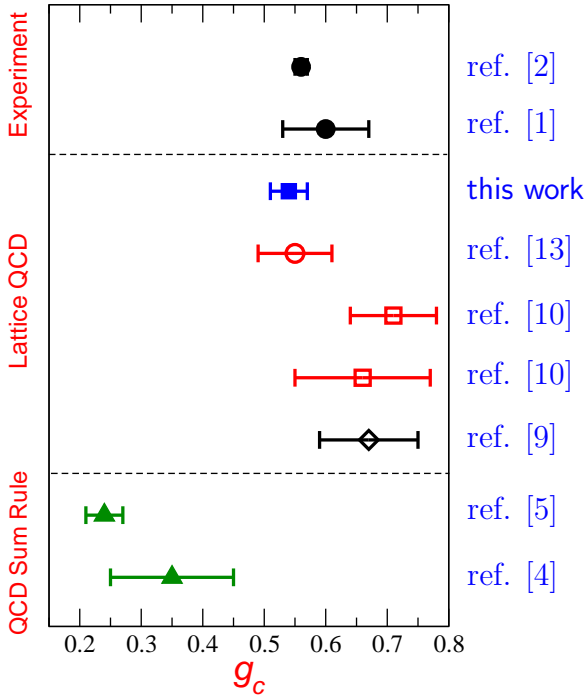


FIG. 4: Value of g_c as inferred from experimentally measured $\Gamma(D^{*\pm})$, from the QCD simulations on the lattice (full symbol is in the continuum, empty symbols refer to the fixed lattice spacing: diamond for $N_f = 0$, square for $N_f = 2$ and circle for $N_f = 2 + 1$), and by means of the QCD sum rule technique, after including the radiative corrections.

where we symmetrized the second error bar. That value leads to the theoretical prediction of

$$\Gamma(D^{*+} \rightarrow \bar{D}^0 \pi^+) = (50 \pm 5 \pm 6) \text{ keV}. \quad (40)$$

Our value is consistent with the result for g_c (or $g_{D^{*+}\bar{D}^0\pi^+}$) extracted from the experimentally measured width of the charged vector meson, $\Gamma(D^{*\pm})$, after using the isospin symmetry to relate the decays to a charged and to a neutral pion in the final state. Furthermore, we were able to predict $\Gamma(D^{*0}) = (53 \pm 5 \pm 7) \text{ keV}$.

The second error in all of the above results reflects our estimate of the uncertainty arising from the chiral extrapolation, i.e. the way one can relate the coupling g_c directly computed on the lattice to the one corresponding to the physical pion mass. That error can be reduced in a new generation of lattice QCD simulations performed closer to the realistic physical situation, namely the lighter pions and by including the effect of $N_f = 2 + 1 + 1$ dynamical quarks in the QCD gauge field configurations.

Acknowledgements

We thank the European Twisted Mass Collaboration for making their gauge field configurations publicly available, and in particular Silvano Simula for the discussions related to the subject of this paper. Computations of the relevant correlation functions are made on GENCI-CINES, under the Grant 2012-056806.

-
- [1] A. Anastassov *et al.* [CLEO Collaboration], Phys. Rev. D **65** (2002) 032003 [arXiv:hep-ex/0108043].
- [2] R. Godang [BaBar Collaboration], talk presented at the ICHEP2012, July 4-11 2012, Melbourne, Australia.
- [3] A. G. Grozin and O. I. Yakovlev, Eur. Phys. J. C **2** (1998) 721 [hep-ph/9706421]; H. G. Dosch and S. Narison, Phys. Lett. B **368** (1996) 163 [hep-ph/9510212]; V. M. Belyaev, V. M. Braun, A. Khodjamirian and R. Ruckl, Phys. Rev. D **51** (1995) 6177 [hep-ph/9410280]; P. Colangelo and F. De Fazio, Eur. Phys. J. C **4** (1998) 503 [hep-ph/9706271].
- [4] A. Khodjamirian, R. Ruckl, S. Weinzierl and O. I. Yakovlev, Phys. Lett. B **457** (1999) 245 [hep-ph/9903421].
- [5] P. Colangelo, G. Nardulli, A. Deandrea, N. Di Bartolomeo, R. Gatto and F. Feruglio, Phys. Lett. B **339** (1994) 151 [hep-ph/9406295].
- [6] D. Becirevic and A. L. Yaouanc, JHEP **9903** (1999) 021 [arXiv:hep-ph/9901431].
- [7] G. M. de Divitiis, L. Del Debbio, M. Di Pierro, J. M. Flynn, C. Michael and J. Peisa [UKQCD Collaboration], JHEP **9810** (1998) 010 [arXiv:hep-lat/9807032].
- [8] W. Detmold, C. J. D. Lin and S. Meinel, Phys. Rev. D **85** (2012) 114508 [arXiv:1203.3378 [hep-lat]]; J. Bulava *et al.* [ALPHA Collaboration], PoS LATTICE **2010** (2010) 303 [arXiv:1011.4393 [hep-lat]]; D. Becirevic, B. Blossier, E. Chang and B. Haas, Phys. Lett. B **679** (2009) 231 [arXiv:0905.3355 [hep-ph]]; D. Becirevic, E. Chang and A. L. Yaouanc, Phys. Rev. D **80** (2009) 034504 [arXiv:0905.3352 [hep-lat]] and arXiv:1203.0167 [hep-lat]; H. Ohki, H. Matsufuru and T. Onogi, Phys. Rev. D **77** (2008) 094509 [arXiv:0802.1563 [hep-lat]]; A. Abada, D. Becirevic, Ph. Boucaud, G. Herdoiza, J. P. Leroy, A. Le Yaouanc and O. Pene, JHEP **0402** (2004) 016 [arXiv:hep-lat/0310050].
- [9] A. Abada *et al.*, Phys. Rev. D **66** (2002) 074504 [arXiv:hep-ph/0206237].

- [10] D. Becirevic and B. Haas, Eur. Phys. J. C **71** (2011) 1734 [arXiv:0903.2407 [hep-lat]].
- [11] R. Frezzotti *et al.* [Alpha Collaboration], JHEP **0108** (2001) 058 [hep-lat/0101001].
- [12] R. Frezzotti and G. C. Rossi, JHEP **0408**, 007 (2004) [arXiv:hep-lat/0306014].
- [13] K. U. Can, G. Erkol, M. Oka, A. Ozpineci and T. T. Takahashi, arXiv:1210.0869 [hep-lat].
- [14] P. F. Bedaque, Phys. Lett. B **593** (2004) 82 [arXiv:nucl-th/0402051]; G. M. de Divitiis, R. Petronzio and N. Tantalo, Phys. Lett. B **595** (2004) 408 [arXiv:hep-lat/0405002].
- [15] C. T. Sachrajda and G. Villadoro, Phys. Lett. B **609** (2005) 73 [arXiv:hep-lat/0411033].
- [16] D. Guadagnoli, F. Mescia and S. Simula, Phys. Rev. D **73** (2006) 114504 [arXiv:hep-lat/0512020].
- [17] P. Boucaud *et al.* [ETM Collaboration], Phys. Lett. B **650** (2007) 304 [hep-lat/0701012]; Comput. Phys. Commun. **179** (2008) 695 [arXiv:0803.0224 [hep-lat]].
- [18] B. Blossier *et al.* [ETM Collaboration], Phys. Rev. D **82** (2010) 114513 [arXiv:1010.3659 [hep-lat]].
- [19] S. Gusken, U. Low, K. H. Mutter, R. Sommer, A. Patel and K. Schilling, Phys. Lett. B **227** (1989) 266.
- [20] M. Albanese *et al.* [APE Collaboration], Phys. Lett. B **192** (1987) 163.
- [21] M. Constantinou *et al.* [ETM Collaboration], JHEP **1008** (2010) 068 [arXiv:1004.1115 [hep-lat]].
- [22] R. Sommer, Nucl. Phys. B **411** (1994) 839 [arXiv:hep-lat/9310022].
- [23] D. Becirevic, V. Lubicz, F. Sanfilippo, S. Simula and C. Tarantino, JHEP **1202** (2012) 042 [arXiv:1201.4039 [hep-lat]].
- [24] J. Beringer *et al.* [Particle Data Group Collaboration], Phys. Rev. D **86** (2012) 010001.
- [25] R. Casalbuoni, A. Deandrea, N. Di Bartolomeo, R. Gatto, F. Feruglio and G. Nardulli, Phys. Rept. **281** (1997) 145 [arXiv:hep-ph/9605342]; G. Burdman and J. F. Donoghue, Phys. Lett. B **280** (1992) 287.
- [26] S. Fajfer and J. F. Kamenik, Phys. Rev. D **74** (2006) 074023 [arXiv:hep-ph/0606278]; D. Becirevic, S. Prelovsek and J. Zupan, Phys. Rev. D **67** (2003) 054010 [arXiv:hep-lat/0210048]; *ibid* **68** (2003) 074003 [arXiv:hep-lat/0305001]; I. W. Stewart, Nucl. Phys. B **529** (1998) 62 [arXiv:hep-ph/9803227]; C. Aubin and C. Bernard, Phys. Rev. D **76** (2007) 014002 [arXiv:0704.0795 [hep-lat]].
- [27] W. Detmold, C. -J. D. Lin and S. Meinel, Phys. Rev. D **84** (2011) 094502 [arXiv:1108.5594 [hep-lat]].
- [28] C. G. Boyd and B. Grinstein, Nucl. Phys. B **442** (1995) 205 [hep-ph/9402340]; N. Kitazawa and T. Kurimoto, Phys. Lett. B **323** (1994) 65 [hep-ph/9312225].
- [29] S. Abachi *et al.*, Phys. Lett. B **212** (1988) 533.
- [30] D. Becirevic, J. Charles, A. LeYaouanc, L. Oliver, O. Pene and J. C. Raynal, JHEP **0301** (2003) 009 [arXiv:hep-ph/0212177]; M. E. Bracco, M. Chiapparini, F. S. Navarra and M. Nielsen, Prog. Part. Nucl. Phys. **67** (2012) 1019 [arXiv:1104.2864 [hep-ph]].
- [31] B. El-Bennich, M. A. Ivanov and C. D. Roberts, Phys. Rev. C **83** (2011) 025205 [arXiv:1012.5034 [nucl-th]].
- [32] S. Descotes-Genon and A. Le Yaouanc, J. Phys. G **35** (2008) 115005 [arXiv:0804.0203 [hep-ph]].
- [33] X. -Q. Li, F. Su and Y. -D. Yang, Phys. Rev. D **83** (2011) 054019 [arXiv:1011.0269 [hep-ph]].

β	3.8	3.9	3.9	4.05	4.2	4.2
$L^3 \times T$	$24^3 \times 48$	$24^3 \times 48$	$32^3 \times 64$	$32^3 \times 64$	$32^3 \times 64$	$48^3 \times 96$
# meas.	240	240	144	144	144	96
μ_{sea1}	0.0080	0.0040	0.0030	0.0030	0.0065	0.0020
μ_{sea2}	0.0110	0.0064	0.0040	0.0060		
μ_{sea3}		0.0085		0.0080		
μ_{sea4}		0.0100				
a [fm]	0.098(3)	0.085(3)	0.085(3)	0.067(2)	0.054(1)	0.054(1)
$Z_A(g_0^2)$ [18, 21]	0.746(11)	0.746(6)	0.746(6)	0.772(6)	0.780(6)	0.780(6)
μ_c	0.2331(82)	0.2150(75)	0.2150(75)	0.1849(65)	0.1566(55)	0.1566(55)

TABLE I: Lattice ensembles used in this work with the indicated number of gauge field configurations. Lattice spacing is fixed by using the Sommer parameter r_0/a [22], with $r_0 = 0.440(12)$ fm fixed by matching f_π obtained on the lattice with its physical value (c.f. ref. [18]). Quark masses are given in lattice units.

β	L	μ_q	$m_q^{\overline{\text{MS}}}(2 \text{ GeV})$	m_{D_q}	$m_{D_q^*}$	g_c
3.80	24	μ_{sea1}	0.0398(11)	1.73(5)	1.95(6)	0.536(36)
		μ_{sea2}	0.0547(15)	1.75(5)	1.98(6)	0.524(26)
3.90	24	μ_{sea1}	0.0216(5)	1.75(5)	1.96(5)	0.559(33)
		μ_{sea2}	0.0345(8)	1.77(5)	1.98(5)	0.564(24)
		μ_{sea3}	0.0458(11)	1.78(5)	1.99(5)	0.589(18)
		μ_{sea4}	0.0539(13)	1.78(5)	1.99(5)	0.588(13)
3.90	32	μ_{sea1}	0.0162(4)	1.74(5)	1.94(5)	0.509(24)
		μ_{sea2}	0.0216(5)	1.75(5)	1.95(5)	0.543(37)
4.05	32	μ_{sea1}	0.0249(7)	1.81(4)	2.01(4)	0.528(29)
		μ_{sea2}	0.0374(10)	1.83(4)	2.03(5)	0.585(22)
		μ_{sea3}	0.0499(13)	1.84(4)	2.04(5)	0.575(22)
4.20	32	μ_{sea1}	0.049(2)	1.91(4)	2.11(5)	0.620(18)
4.20	48	μ_{sea1}	0.0150(7)	1.87(4)	2.06(4)	0.540(35)

TABLE II: D_q and D_q^* meson masses obtained with the charm quark mass fixed to its physical value and the light quark mass equal to the mass of the sea quark, specified in tab. I. and for various light quark masses. The values for g_c are obtained as described in the text. All masses are given in physical units [GeV], and g_c is dimensionless.