

New approaches of source-sink metapopulations decoupling the roles of demography and dispersal

BY VINCENT BANSAYE AND AMAURY LAMBERT

VINCENT BANSAYE
CMAP
ÉCOLE POLYTECHNIQUE
ROUTE DE SACLAY
F-91128 PALAISEAU CEDEX, FRANCE
E-MAIL: vincent.bansaye@polytechnique.edu
URL: <http://www.cmapx.polytechnique.fr/~bansaye/>

AMAURY LAMBERT
UPMC UNIV PARIS 06
LABORATOIRE DE PROBABILITÉS ET MODÈLES ALÉATOIRES CNRS UMR 7599
AND
COLLÈGE DE FRANCE
CENTER FOR INTERDISCIPLINARY RESEARCH IN BIOLOGY CNRS UMR 7241
PARIS, FRANCE
E-MAIL: amaury.lambert@upmc.fr
URL: <http://www.proba.jussieu.fr/pageperso/amaury/index.htm>

Abstract

Source-sink systems are metapopulations of habitat patches with different, and possibly temporally varying, habitat qualities, which are commonly used in ecology to study the fate of spatially extended natural populations.

We propose new techniques that allow to disentangle the respective contributions of demography and dispersal to the dynamics and fate of a single species in a source-sink metapopulation. Our approach is valid for a general class of stochastic, individual-based, stepping-stone models, with density-independent demography and dispersal, provided the metapopulation is finite or else enjoys some transitivity property.

We provide 1) a simple criterion of persistence, by studying the motion of a single random disperser until it returns to its initial position; 2) a joint characterization of the long-term growth rate and of the asymptotic occupancy frequencies of the ancestral lineage of a random survivor, by using large deviations theory. Both techniques yield formulae decoupling demography and dispersal, and can be adapted to the case of periodic or random environments, where habitat qualities are autocorrelated in space and possibly in time.

In this last case, we display examples of coupled time-averaged sinks allowing survival, as was previously known in the absence of demographic stochasticity for fully mixing [27] and even partially mixing [12, 37] metapopulations.

Key words. Source-sink system – dispersal – transitive graph – random walk – persistence criterion – growth rate – ergodic theorem – asymptotic frequency – pedigree – large deviations – periodic environment – stochastic environment – autocorrelated environment.

Contents

1	Introduction	2
1.1	Ecological background	2
1.2	Goals and outline of the paper	4
2	Preliminaries	6
2.1	Model	6
2.2	Two natural examples with one source type and one sink type	6
2.3	Method	7
2.4	Assumptions	9
3	A first result on global persistence	10
3.1	General case	10
3.2	Case of two habitat types	12
3.3	Example with pipes of identical sinks	13
4	Growth rate and habitat occupation frequencies	15
4.1	General case	15
4.2	The fully mixing case	17
5	Fluctuating environments	18
5.1	General setting	18
5.2	Example with two patches and two periodic environments	19
5.3	Global persistence for more than two patches	20
5.4	Rate of growth and habitat occupation frequency	20
5.5	Example with fully mixing patches	21
5.6	Some comments on random environments	22
6	Metapopulation on infinite graphs	24
7	Discussion	28
A	Proof of Theorem 4.1	29
B	Classification Theorem for MBPRE	33

1 Introduction

1.1 Ecological background

Stochastic models of population dynamics play a prominent role in epidemiology and in ecology [29], in predicting the fate of natural populations (persistence vs extinction, disease outbreak,

species invasion, competitive coexistence,...), and in computing some related quantities of interest (extinction probability, long-term growth rate, mid-term equilibrium distribution, stable age distribution, parameter elasticities).

Detailing these models is indispensable to understand the effect on these predictions of internal or external characteristic features, like spatial structure, age structure, intra- and interspecific interactions, or environmental change. In particular, *metapopulation models* [19], where the spatial structure is explicit, are used to infer the processes which have shaped contemporary range distributions, to predict migration trends or invasion fronts in response to biotic or abiotic changes, to understand the evolution of dispersal, to design protected areas and natural reserves, etc.

When the landscape is heterogeneous in terms of habitat suitability, even the mere question of predicting persistence can be a complicated task, since persistence is the result of the intricate interplay between population growth in suitable habitats, population depletion in unsuitable habitats and of how dispersal connects different habitat patches. In ecology, metapopulation models where habitat suitability is spatially heterogeneous are commonly referred to as *source-sink systems* [11, 22, 34]. Roughly speaking, even if the definition of sources and sinks have been subject to debate [34, 36], sources designate habitat patches where the habitat is suitable enough for the population to persist in the absence of dispersal (fundamental niche), and sinks are habitat patches where the population would become extinct in the absence of dispersal, or from which mortality during dispersal is too high to compensate growth. Spatial heterogeneity can be due to biotic environmental variables (predation risk, resource availability) or to abiotic environmental variables, which can either be constant through time (altitude or depth, latitude) or variable through time (precipitation, moisture, irradiance, pH, salinity).

To study the persistence of a single species in a metapopulation, it is common to further assume that population dynamics are *density-independent*. This assumption does certainly not hold for all natural populations, but can at least be used for populations whose persistence is guaranteed whenever their abundance is large enough to make this approximation unrealistic. It is also particularly relevant when asking about the establishment success of a new variant arising in few copies (immigrants, genetic mutants, infectives).

The assumption of density-independence allows theoretical ecologists to make use of linear models: *matrix population models* [7] for deterministic dynamics, *multitype branching processes* [1, 4, 17, 24] for stochastic dynamics. These models are parsimonious in the number of parameters, and the associated mathematical theory is extremely well developed. The extinction probability has a very simple power dependence upon initial population size and composition, and under suitable assumptions, conditional on long-term survival, the geographic distribution of the population stabilizes over time, whereas its overall abundance grows exponentially with an exponent called the *Malthusian growth rate*, or *long-term growth rate*, or simply *growth rate*. In addition, the stable geographic distribution and the long-term growth rate are solutions to a well-known spectral problem. Namely, the growth rate is the maximal eigenvalue of the mean offspring matrix (encompassing both demography and dispersal), and the stable distribution is an associated eigenvector [32, 39].

A lot of work has been dedicated to extend these results to more complicated situations, like infinite metapopulations [33], or, as earlier stressed, because spatial heterogeneity can itself be time-variable, to multitype branching processes in random environment [2, 3, 6, 16, 18, 28, 40]. More ecologically-related work has investigated which dispersal strategies are more likely to persist in metapopulations with random environment [15, 37, 38], which such metapopulations

are more prone to persistence [5], and which introduction strategies are more successful (single large vs several small) [18, 41]. Specific attention has been given to coupled sinks, that is, metapopulations where each habitat patch is a (time-averaged) sink, but where populations might still persist thanks to dispersal in sparse favourable periods [12, 27, 35, 37].

1.2 Goals and outline of the paper

In the present paper, our aim is to develop new methods in order to disentangle the contributions of demography and dispersal to the dynamics and outcome of source-sink systems with possibly varying environment. We will be interested in criteria for global persistence and in the computation of the long-term growth rate, and of the occupation frequencies of long-lived lineages.

One of the main problems of the spectral approach to the study of metapopulations is that the computation of eigenvalues and eigenvectors is totally opaque to biological interpretation. In particular, the respective contributions of dispersal and demography to the value of the long-term growth rate are very hard, if not impossible in general, to disentangle. As regards the question of persistence, we could ask for an alternative criterion, equivalent to, but simpler than, the positivity of this growth rate, which would avoid computing directly this eigenvalue. Similarly as in [12, 20, 30, 36, 38], we will first seek to provide such an alternative criterion.

For example, in (st)age-structured models, it is easy to compute the net reproductive number R_0 , which is the expected total progeny produced in the lifetime of a single individual. Then thanks to a simple renewal argument, the condition $R_0 > 1$ is seen to be equivalent to possible survival. More rigorously, the set of juvenile offspring of a focal juvenile ancestor forms what is called a *stopping line*, for which it is known that an extended branching property holds [8]. This idea of the next generation-stopping line has been adapted to the spatial context in [30, 36], but remains of limited applicability. In the first part of this work, the key idea is to use as an alternative stopping line the set of descendants of a focal ancestor who are the first to return to the ancestor patch. Then by the extended branching property, the population will persist with positive probability iff the expected number, say R , of individuals on the stopping line is larger than 1.

If, as we first assume, the dispersal scheme does not depend on the state of the environment, then R can be expressed separately in terms of the mean offspring numbers in each patch (and in each environmental state) and of the motion of a single random disperser. More specifically, a random disperser is a single walker on the metapopulation which follows the dispersal stochastic scheme. We denote by X_n its position at time n , so that (X_n) is a Markov chain with transitions given by the dispersal matrix which will be denoted by D . In the case when the environment is constant, we let m_i be the mean number of offspring begot in patch i , and we prove that

$$R = m_1 \mathbb{E} \left(\prod_{n=1}^{T-1} m_{X_n} \right),$$

where T is the first time the random disperser returns to patch 1 (assumed to be the initial patch). The population persists with positive probability iff $R > 1$. This way, our formulae are seen to disentangle the effects of demography and dispersal. If all other habitat patches than patch 1 have the same mean offspring m , then the last equality specializes into

$$R = m_1 \mathbb{E} (m^{T-1}),$$

where the expectation in the last display can now be seen as the probability generating function of the random variable $T - 1$ evaluated at m . We will also compute this expectation in some special cases of interest. It is interesting to note that the formulae obtained in [20] by a totally different method (expanding principle minors of the mean offspring matrix minus the identity matrix) feature numerous multiplicative terms also evoking closed reproductive paths.

In a second part, we will use large deviations techniques to prove that the logarithm of the long-term growth rate ρ and the asymptotic fraction (φ_i) of time spent in each patch of the ancestral lineage of a random survivor, are given respectively by the maximum and the unique argmax of a functional $R - I$ defined on the set \mathcal{F} of frequencies indexed by the metapopulation, where R only depends on the reproduction/survival scheme and I only depends on the dispersal scheme. Our formulae are then seen to decouple once again demography and dispersal. Namely,

$$\log(\rho) = \sup\{R(f) - I(f) : f \in \mathcal{F}\} = R(\varphi) - I(\varphi),$$

where R is a linear functional of frequencies only depending on the mean offspring numbers in each patch

$$R(f) := \sum_i f_i \log(m_i),$$

and I is a (more complicated) functional which only depends on the dispersal matrix D

$$I(f) := \sup \left\{ \sum_i f_i \log(v_i / (vD)_i) : v \gg 0 \right\},$$

where $v \gg 0$ denotes a positive row vector, that is, $v_i > 0$ for each i . We find that (φ_i) never equals the stationary distribution of the single disperser, except in the case when all habitat qualities are identical (i.e., $m_i = m$ for all i). We compute ρ and φ in the case of a *fully mixing* metapopulation, i.e., when the probability for an individual to migrate from patch i to patch j does not depend on i , a case also referred to as *parent-independent migration*.

Addressing those questions is much more difficult when the model is enriched with a variable environment affecting simultaneously all habitat qualities. We can nevertheless adapt our arguments to the case when the environment is periodic or given by an ergodic sequence of random variables. We illustrate our speculations with two-patch metapopulations and a two-state environment. We make computations for fully mixing metapopulations.

Finally, we prove that for both periodic and ergodic environments, we can find parameters for which there is possible survival in coupled sinks, a result which was previously known in the absence of demographic stochasticity for fully mixing [27] and even partially mixing [37, 12] metapopulations.

Finally, we extend naturally our approach to a wide class of infinite metapopulations, called *finitely transitive*, in the sense that they can be naturally built by connecting copies of a finite subgraph called *motif*.

The paper ends with a short discussion on the uses of and possible extensions to our method (other models, local vs global persistence).

2 Preliminaries

2.1 Model

We consider a stochastic, individual-based model of spatially structured population dynamics. The spatial structure is a metapopulation of patches that can be of different habitat qualities. We label by $i = 1, \dots, K$ the patches so that the model can be described by a labeled finite graph with weighted oriented edges. Vertices represent the patches, an oriented edge from vertex i to vertex j bears a weight d_{ij} equal to the probability of dispersal from patch i to patch j . We let D be the square matrix with generic element d_{ij} and we call it *dispersal matrix*. When D has identical columns, we will speak of *parent-independent migration*, or of a *fully mixing* metapopulation.

We assume a simple asexual life cycle with discrete non-overlapping generations and no density-dependence. At each generation, as a net result of reproduction and survival (including survival to possible migration), all individuals of patch i , independently from one another, leave to the next generation a random number of individuals, called offspring, all distributed as some random variable N_i . The mean *per capita* number of offspring in patch i will be denoted by $m_i = \mathbb{E}(N_i)$. In the second part of the paper, we will also enrich the model with a variable environment affecting simultaneously all patches. When the environment is in state w , we will denote by $m_i(w)$ the mean offspring in a patch of type i .

Immediately after local growth, each individual from the new generation migrates independently, from patch i to patch j with probability d_{ij} . Since we assumed that mortality during dispersal is encompassed in the growth phase (see Discussion), we have $\sum_{j=1}^K d_{ij} = 1$ for all i , i.e., D is a stochastic matrix.

Reproduction, survival and dispersal probabilities are assumed not to depend on local densities. Thanks to this assumption of density-independence, and because the mean offspring numbers encompass migration-induced mortality, we have the following classification. If $m_i > 1$, we say that patch i is a *source*, and if $m_i \leq 1$, we say that patch i is a *sink*.

It will be convenient to assume that $m_1 \geq m_2 \geq \dots \geq m_K$. In addition, the problem of persistence is more interesting in the case when $m_1 > 1 \geq m_K$. Indeed, even in the presence of sinks, the metapopulation might persist thanks to local growth on sources replenishing sinks by dispersal. The case $m_K \leq \dots \leq m_1 \leq 1$ (resp. $1 < m_K \leq \dots \leq m_1$) leads trivially to extinction (resp. to persistence with positive probability).

2.2 Two natural examples with one source type and one sink type

Let us describe two examples with two possible habitat qualities, one source type and one sink type, that will be treated as a special case throughout the paper:

$$M := m_1 > 1, \quad m := m_2 = \dots = m_K \leq 1.$$

First, we will be interested in the simple case with two patches, patch 1 with mean offspring M , and patch 2 with mean offspring m . In this case, we will always use the simplified notation $p = d_{12}$ and $q = d_{21}$ (see Figure 1).

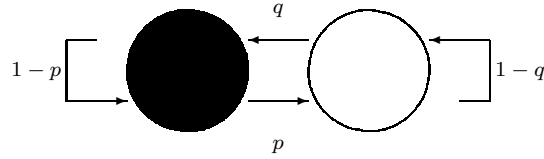


Figure 1: Two patches of different qualities. The filled circle is a source and the empty circle is a sink. The arrow labels are the dispersal probabilities.

Second, we will consider the case when each source is only connected to sinks and two adjacent sources are separated by an array of n identical sinks. An example of such graph is the cyclic finite graph with one source and n sinks, or two sources connected by n sinks, or an infinite array with period n (see Figure 2)...

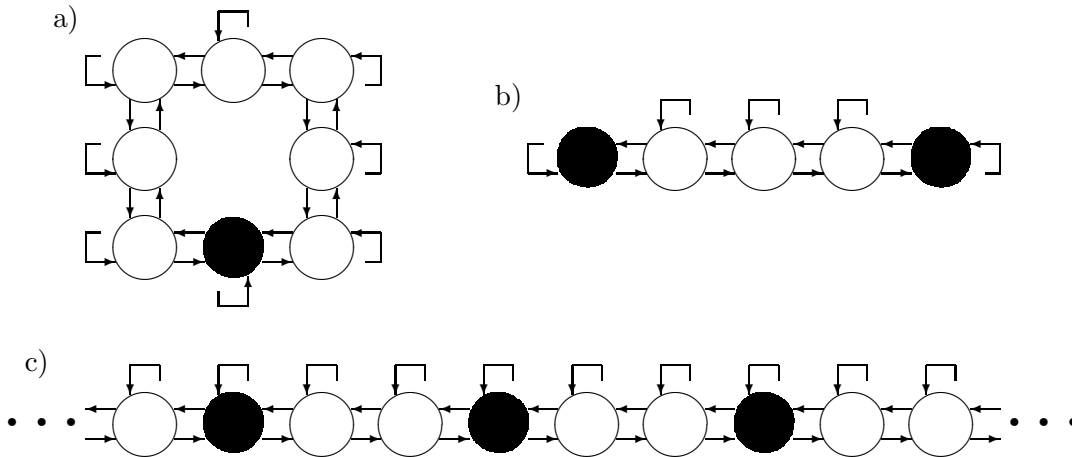


Figure 2: Three examples where sources are only connected to sinks and two adjacent sources are connected by n sinks; a) cyclic graph with one source, $n = 7$; b) two sources, $n = 3$; c) infinite periodic array, $n = 2$, arrow labels (not represented) are also assumed periodic.

2.3 Method

The number of individuals located in patch i in generation n is denoted by $Z_n^{(i)}$. The process $Z = (Z_n^{(i)}, i = 1, \dots, K, n \geq 0)$ is a *multitype Galton–Watson process*. It is known from the mathematical literature [1, 4] that either the population becomes extinct or it grows exponentially (under Assumption **(A1)** below). More specifically, we see that $m_i d_{ij}$ is equal to the mean number of offspring of an individual living in patch i which will land into patch j in one time step, and therefore we call *mean offspring matrix* the matrix A defined as

$$A := (m_i d_{ij} : i, j = 1, \dots, K).$$

The maximal eigenvalue (see e.g. [39]) of A is the *long-term growth rate*, or simply *growth rate* of the metapopulation. Indeed [1, 4], if $\rho \leq 1$, the metapopulation dies out with probability 1,

Notation	Interpretation
vertex i	patch
oriented edge with weight d_{ij}	probability of dispersal from patch i to patch j
m_i	mean number of offspring in a patch with habitat type i
$M = m_1$	mean growth rate in a source habitat (case $m_1 > 1 \geq m_2 = \dots = m_K$)
$m = m_2$	mean growth rate in a sink habitat (case $m_1 > 1 \geq m_2 = \dots = m_K$)
$p = d_{12}$	probability of dispersal from the source to the sink (case of 2 patches)
$q = d_{21}$	probability of dispersal from the sink to the source (case of 2 patches)
X	random walk on the graph following the dispersal probabilities

Table 1: Notation.

and if $\rho > 1$, the metapopulation can survive with positive probability, in which case

$$\frac{Z_n}{\rho^n} \xrightarrow{n \rightarrow \infty} W,$$

where W is a component-wise non-negative and finite random vector (under Assumption **(A2')** below).

In the case of a fully mixing metapopulation, all column vectors of D are identical to some vector δ , say. Then A is the rank 1 matrix $A = \delta\mu$, where μ is the row vector $\mu := (m_1, \dots, m_K)$. In this case, the spectral approach is straightforward, since $A^n = (\mu\delta)^{n-1}A$, so that $\rho = \mu\delta = \sum_{j=1}^K m_j\delta_j$, and δ and μ are respectively right and left eigenvectors of A associated with ρ .

We call random disperser a single individual who moves on the graph at discrete time steps following the dispersal probabilities. In other words, if X_n denotes the position of such a random disperser after n time steps, then (X_n) is the Markov chain with transition matrix D

$$\mathbb{P}(X_{n+1} = j \mid X_n = i) = d_{ij}.$$

The goal of this paper is to display new persistence criteria, along with results regarding the asymptotic growth rate and the asymptotic fraction of time spent in each patch (by an individual taken at random in the surviving population). In contrast with the method involving the maximal eigenvalue of the mean offspring matrix, this one can yield quite simple, interpretable and partially explicit criteria. In addition, these criteria decouple the contributions of dispersal and demography on population survival. In a number of remarks, we will also provide sufficient conditions for survival which are explicit, in particular in the case of a fully mixing metapopulation.

This approach is still valid when the graph is an infinite graph which can be reduced to a finite graph by transitivity. It is then called finitely transitive. The associated finite graph is called a motif, which is repeated to obtain the whole graph in such a way that the graph seen from any motif looks the same. A practical example is given by sources with the same quality connected by corridors of identical sinks and of the same length (see Figure 2 for an example). A finite-transitive graph could also be an (infinite) chessboard where whites are sinks and blacks are sources, the square lattice \mathbb{Z}^2 where sources have coordinates of type (n, n) (diagonal) or of type $(n, 0)$ (horizontal array), and so on (see Figures 3 and 4)...

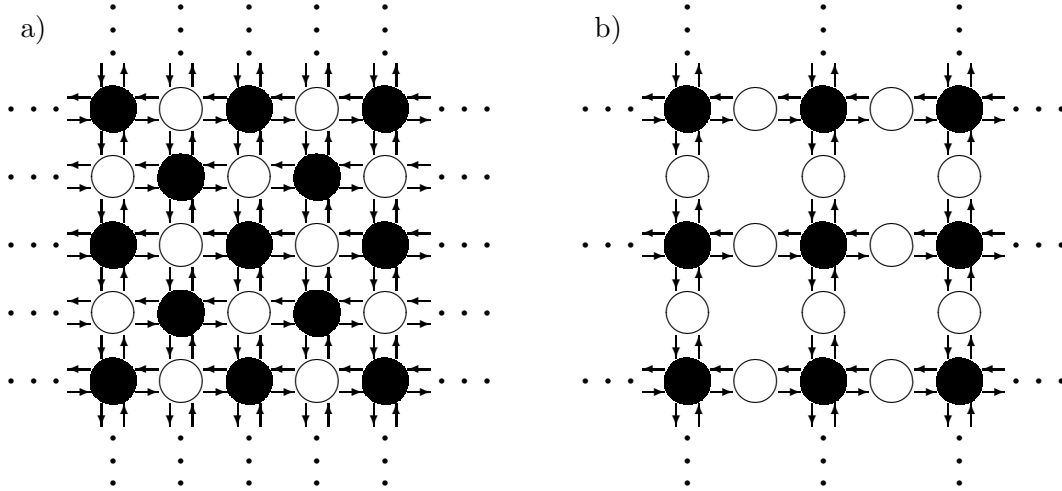


Figure 3: Two examples of finite-transitive graphs ; a) the chessboard; b) a square grid where four-degree vertices are sources separated by n sinks (here $n = 1$).

2.4 Assumptions

Here, we list the assumptions we will use throughout the paper.

(A1) For convenience, we do not consider the degenerate case when any individual in patch 1 leaves one single offspring a.s. Thus, we assume that $\mathbb{P}(N_1 = 1) < 1$.

(A2) We assume that in each habitat i the offspring number N_i has a finite first moment, i.e., $\mathbb{E}(N_i) < \infty$. It ensures that the total size of the population has a finite first moment in every generation.

(A2') We assume that the offspring number N_i of any individual living in patch i satisfies $\mathbb{E}(N_i \log^+ N_i) < \infty$ (finite $N \log N$ moment).

(A3) To get the growth rate of the population, we will need to assume that $m_i \neq 0$ for all $i = 1 \dots K$.

(A4) Irreducibility. For any ordered pair (i, j) of habitat patches, there is an integer n , such that $\mathbb{P}(X_n = j \mid X_0 = i) \neq 0$. That is, the random disperser can go in finite time from any patch to any other patch by using edges with positive weight.

(A5) Aperiodicity. For any patch i , the greatest common divisor (GCD) of the set of times n such that $\mathbb{P}(X_n = i \mid X_0 = i) \neq 0$, is equal to one. As a simple example, we mention the case when the graph is irreducible and at least one loop-edge has a positive weight, that is, there is at least one patch in which the probability of staying put is nonzero.

When the graph is both irreducible and aperiodic, we say that it is *strongly irreducible* or *primitive*. Then the Markov chain $(X_n; n \geq 0)$ is strongly irreducible and both the matrices D (and A if **(A3)** holds) are strongly irreducible, which is equivalent to the existence of $n_0 > 0$ such that all the coefficient values of M^{n_0} are positive [39].

Assumption **(A2')** ensures the convergence of Z_n/ρ^n to a non degenerate r.v. W which is non-negative on the survival event. This r.v. has only positive components if **(A3)** and **(A4)**

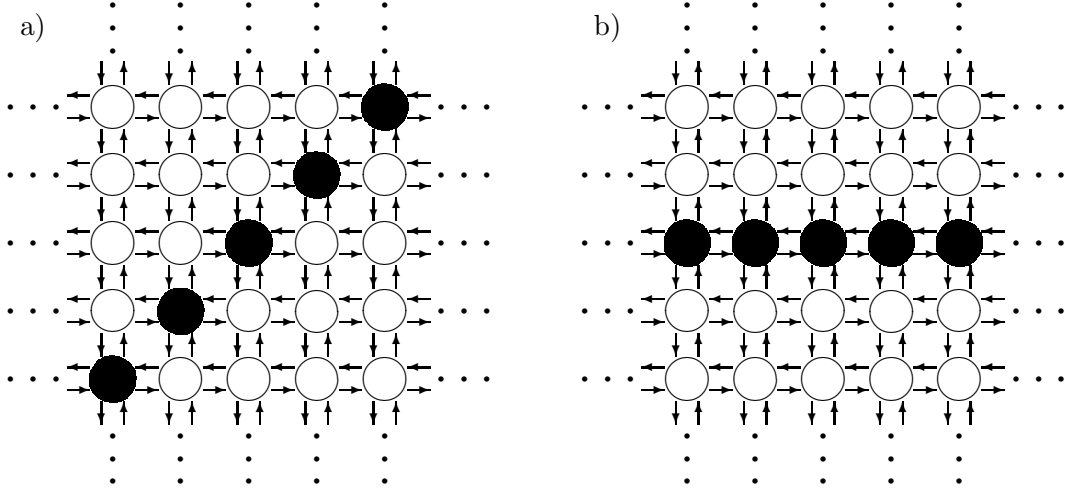


Figure 4: Two examples of graphs embedded in \mathbb{Z}^2 which have an infinite motif (they still enjoy transitivity, but not finite) ; a) a diagonal of sources; b) a horizontal array of sources.

are also in force.

3 A first result on global persistence

3.1 General case

We now give a criterion for metapopulation persistence in terms of the random disperser X . For that purpose, we assume from now on that the random disperser starts in patch 1 ($X_0 = 1$) and we denote by T the first return time of the random disperser into patch 1,

$$T := \min\{n \geq 1 : X_n = 1\}.$$

Theorem 3.1 *We assume (A1, A2, A4). Then the population persists with positive probability iff*

$$m_1 \mathbb{E} \left(\prod_{n=1}^{T-1} m_{X_n} \right) > 1.$$

In the case of a fully mixing metapopulation, D has all its columns equal to some column vector δ and it is known that $\rho = \sum_{j=1}^K \delta_j m_j$ (see previous section). It is easy to see that in this case, (X_n) is a sequence of i.i.d. random variables whose common distribution is given by δ , so that T is geometrically distributed with success parameter δ_1 , and

$$m_1 \mathbb{E} \left(\prod_{n=1}^{T-1} m_{X_n} \right) = m_1 \sum_{n \geq 0} \delta_1 (1 - \delta_1)^n \left(\frac{\sum_{j=2}^K \delta_j m_j}{1 - \delta_1} \right)^n = \frac{\delta_1 m_1}{1 - \sum_{j=2}^K \delta_j m_j}$$

which is larger than 1 iff $\sum_{j=1}^K \delta_j m_j$ is larger than 1. Thus, we recover the criterion obtained with the spectral approach.

Remark 1 Observe that the expression given in the theorem can also be expressed as $\prod_{n=1}^{T-1} m_{X_n} = \prod_{i=2}^K m_i^{S_{T-1}(i)}$, where $S_n(i) := \#\{1 \leq k \leq n : X_k = i\}$ is the time spent in habitat i by time n , that is $S_{T-1}(i)$ is the number of times the random disperser has visited patches of habitat type i strictly before time T . The advantage of this alternative formulation is that it carries over to models expressed in continuous time.

Let us prove this result and then give more challenging applications.

Proof. Let a (ancestor) be some individual placed at time 0 in patch 1. Define Y_1 as the number of offspring of a staying put in patch 1. Now for any integer $n \geq 2$, let Y_n denote the number of descendants of a at generation n living in patch 1 and whose ancestors at generations $1, 2, \dots, n-1$ have all lived *outside* patch 1. Then set

$$Y := \sum_{n \geq 1} Y_n,$$

that can be seen as the total number of descendants of a who live in patch 1 for the first time in their lineage (except a).

In the theory of random trees, this set of individuals belonging to one of the Y_n individuals for some n , is called a stopping line. It is known [8] that a stopping line enjoys the extended branching property, in the sense that all the subtrees descending from distinct elements of a stopping line are i.i.d. copies of the tree (conditional on their types). Then the total numbers of descendants of each of the individuals of this stopping line who live in patch 1 for the first time in their lineage, are independent and all follow the same law as Y . In addition, any individual in the tree is either an ancestor or a descendant of some element of the stopping line. Therefore, the total number of descendants of a living in patch 1 is finite iff the branching process with offspring number distributed as Y is finite, which is equivalent to the a.s. extinction of Y . The bottomline is that the population persists in habitat 1 with positive probability iff $\mathbb{E}(Y) > 1$. Indeed, we have excluded the critical case when $\mathbb{P}(N_1 = 1) = 1$. But this local persistence in habitat 1 is equivalent to the global persistence since the graph is irreducible.

Let us then compute $\mathbb{E}(Y)$ to conclude. We first note that for every $i = 1, \dots, K$,

$$\mathbb{E}(Z_n^{(i)}) = \sum_{j=1}^K \mathbb{E}(Z_{n-1}^{(j)}) m_j d_{ji},$$

where $Z_n^{(i)}$ denotes the number of individuals located in patch i at generation n . We prove easily by induction that the number of individuals $Y_n^{(i)}$ in patch i at generation n which have avoided patch 1 at generations $k = 1, 2, \dots, n-1$ satisfies

$$\mathbb{E}(Y_n^{(i)}) = \sum_{j=2}^K \mathbb{E}(Y_{n-1}^{(j)}) m_j d_{ji} = \sum_{j_1, \dots, j_{n-1} \in \{2, \dots, K\}} d_{1j_1} d_{j_1 j_2} \dots d_{j_{n-2} j_{n-1}} d_{j_{n-1} i} m_1 m_{j_1} \dots m_{j_{n-2}} m_{j_{n-1}}.$$

As $Y_n = Y_n^{(1)}$, we get

$$\begin{aligned} \mathbb{E}(Y_n) &= \sum_{j_1, \dots, j_{n-1} \in \{2, \dots, K\}} d_{1j_1} d_{j_1 j_2} \dots d_{j_{n-2} j_{n-1}} d_{j_{n-1} 1} m_1 m_{j_1} m_{j_2} \dots m_{j_{n-2}} m_{j_{n-1}} \\ &= m_1 \mathbb{E}(1_{T=n} m_{X_1} m_{X_2} \dots m_{X_{n-2}} m_{X_{n-1}}). \end{aligned}$$

Adding that $Y = \sum_{n \geq 1} Y_n^{(1)}$, we have

$$\mathbb{E}(Y) = m_1 \sum_{n \geq 1} \mathbb{E}(1_{T=n} m_{X_1} \cdots m_{X_{n-1}}) = m_1 \mathbb{E}(m_{X_1} \cdots m_{X_{T-1}}).$$

This yields the result. \square

3.2 Case of two habitat types

Let us focus now on the special case when there are 2 habitat types and the source is solely connected to sinks:

$$M := m_1 > 1, \quad m := m_2 = \cdots = m_K < 1.$$

We denote by

$$p = \sum_{j=2}^K d_{1j}$$

the probability of dispersing for an individual living in patch 1. The *per capita* mean offspring number sent out from a source at each generation is Mp . Let σ be the time of *first visit of a sink* by the random disperser

$$\sigma := \inf\{n \geq 0 : X_n \neq 1\},$$

so that σ is a geometric random variable with success probability p . Next, let S denote the waiting time (after σ) before the random disperser visits a source (this source might or might not be the initial source patch X_0)

$$S := \inf\{n \geq 0 : X_{\sigma+n} = 1\}.$$

The duration S can be seen as the *time spent in sinks between two consecutive visits of sources*. By using the first transition of the random disperser, we get

$$\mathbb{E} \left(\prod_{i=1}^{T-1} m_{X_i} \right) = 1 - p + p \mathbb{E}(m^S),$$

so that the previous theorem reads as follows.

Proposition 3.2 *We assume (A1, A2, A4). Then the population persists with positive probability iff*

$$M(1 - p) + eMp > 1, \tag{1}$$

where e is the depleting rate due to the sink habitat in the graph, defined as

$$e := \mathbb{E}(m^S) = \sum_{k \geq 1} m^k \mathbb{P}(S = k).$$

Remark 2 *If the average time spent in sinks has*

$$\mathbb{E}(S) < \frac{M - 1}{Mp(1 - m)},$$

then the population persists with positive probability. Indeed, the mapping $f : x \mapsto \mathbb{E}(x^S)$ is convex so

$$e = f(m) \geq 1 + f'(1)(m - 1) = 1 - (1 - m)\mathbb{E}(S) > 1 - \frac{M - 1}{Mp} = \frac{1 - M(1 - p)}{Mp},$$

which yields $eMp + M(1 - p) > 1$.

Let us check, in the simple case when there are only one source and one sink ($K = 2$ vertices), that criterion (1) is equivalent to the condition that the maximal eigenvalue ρ of A exceeds unity. Here the mean offspring matrix A is

$$A = \begin{pmatrix} M(1 - p) & Mp \\ mq & m(1 - q) \end{pmatrix}.$$

The characteristic polynomial C of this square matrix is

$$C(x) = (M(1 - p) - x)(m(1 - q) - x) - Mmpq.$$

Either $M(1 - p) > 1$ and the population living in the source ensures the persistence. Or $M(1 - p) \leq 1$ and the quadratic polynomial is convex and has non negative derivative at 1. Thus, its leading eigenvalue is greater than 1 iff $C(1) < 0$, which reads

$$\frac{Mp}{1 - M(1 - p)} > \frac{1 - m(1 - q)}{mq}.$$

We recover (1) since here S is geometric with success probability q , which yields

$$e = \sum_{k \geq 1} q(1 - q)^{k-1} m^k = \frac{mq}{1 - m(1 - q)}.$$

Notice that even in this simple case where A is a 2×2 matrix, the computation of the leading eigenvalue is cumbersome, and we have used a trick to explicitly specify the persistence criterion.

3.3 Example with pipes of identical sinks

Assume that the source is a vertex of degree 2 in the graph, connected to a *left* sink and a *right* sink. The probability of staying put on a source is still $1 - p$, the probability of dispersing onto a left sink is pL , and the probability of dispersing onto a right sink is pR (so that $L + R = 1$). The sinks form a pipeline of n adjacent sinks linking adjacent sources. The probability of staying put on a sink is always s , the probability of dispersing from a sink onto one of its two neighboring sinks is r in the left-to-right direction of the pipe, and l in the right-to-left direction of the pipe (so that $q = l + r = 1 - s$). See Figure 5 for an example. This example will be directly extended in the last Section to infinite graphs, where pipelines of n sinks periodically connect sources (see Figure 6).

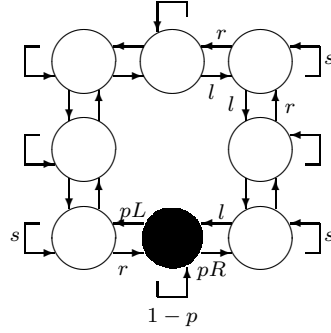


Figure 5: A pipeline where n identical sinks ($n = 7$) connect the source to itself.

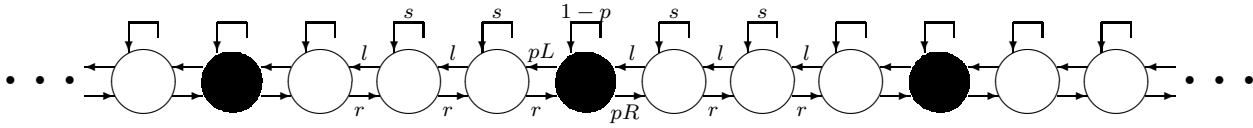


Figure 6: A periodic pipeline where adjacent sources are separated by n identical sinks ($n = 3$).

We can compute exactly the depleting rate e of the above kind of the corresponding infinite graph (finitely transitive). Let $\lambda > 1 > \mu$ be the two ordered solutions to

$$mr x^2 - (1 - ms)x + ml = 0 \quad x \geq 0.$$

Then

$$\lambda\mu = \frac{l}{r} \quad \text{and} \quad \lambda + \mu = \frac{1 - ms}{mr}.$$

Proposition 3.3 *The depleting rate e is equal to*

$$e = \frac{\lambda^n - \mu^n}{\lambda^{n+1} - \mu^{n+1}}(L + R\lambda\mu) + \frac{\lambda - \mu}{\lambda^{n+1} - \mu^{n+1}}(R + L(\lambda\mu)^n).$$

Remark 3 *In the two-patch case case ($n = 1$), we recover*

$$e = \frac{(1 - s)m}{1 - ms}.$$

In the case when dispersal is isotropic ($l = r$), we get

$$e = \frac{\lambda^n - \mu^n + \lambda - \mu}{\lambda^{n+1} - \mu^{n+1}}.$$

Notice that in both previous cases, the depleting rate does not depend on L or R . In the case of one single source and a large number of sinks ($n \rightarrow \infty$), we get

$$e = L\lambda^{-1} + R\mu.$$

In the case of one single source and isotropic displacement, we then get $e = \lambda^{-1} = \mu$.

Proof. Consider a random walk Y on $\{0, 1, \dots, n+1\}$, with displacement at each time step being -1 with probability l , 0 with probability s , and $+1$ with probability r . Let T_i denote the first hitting time of i by Y , and set $T := \min(T_0, T_{n+1})$ as well as

$$a_k := \mathbb{E}(m^T \mid Y_0 = k).$$

Returning to the random disperser X on the graph, it is easily seen that

$$\mathbb{E}(m^S \mid X_\sigma \text{ is a left neighbour}) = a_1,$$

while

$$\mathbb{E}(m^S \mid X_\sigma \text{ is a right neighbour}) = a_n,$$

so that

$$e = La_1 + Ra_n.$$

Computations of a_1 and a_n rely on the following recurrence relationship

$$a_k = msa_k + mla_{k-1} + mra_{k+1} \quad k \in \{1, \dots, n\},$$

with boundary conditions $a_0 = a_{n+1} = 1$. This relation is obtained easily by considering the first transition of the walk X . \square

4 Growth rate and habitat occupation frequencies

4.1 General case

If \mathbf{u} denotes an individual in generation n , we define $H_k(\mathbf{u})$ as the patch occupied by the ancestor of \mathbf{u} in generation $k \leq n$. Then, for every $i \in \{1, \dots, K\}$,

$$F_i(\mathbf{u}) := \frac{1}{n} \#\{0 \leq k \leq n : H_k(\mathbf{u}) = i\}$$

is the *occupancy frequency of patch i by the ancestral line of \mathbf{u}* . We further denote by \mathbf{U}_n an individual chosen randomly in the surviving population at generation n . We will see that the dispersal history of \mathbf{U}_n , as described by $(F_i(\mathbf{U}_n) : i = 1, \dots, K)$ can be very different from that of a random disperser, since the ancestors of surviving individuals have better chance of having spent more time in sources than in sinks.

It is known that the growth rate ρ of the metapopulation is equal to the maximal eigenvalue of A (see [1, 4, 31]). Moreover, the asymptotic occupancy frequencies of \mathbf{U}_n are deterministic and can be expressed as the product of the right and left maximal eigenvectors associated to ρ . We refer to [25, 26, 21], to Theorem 3.1 and 3.2 in [14] in continuous time and to [31] in discrete time. In this section, we want to give an alternative characterization to these quantities in terms of the random disperser and show an application.

To that purpose, we use the transition matrix D of the random disperser X on the graph. We denote by $F_i(X_n)$ the *occupancy frequency of patch i by the random disperser X by time n*

$$F_i(X_n) := \frac{1}{n} \#\{0 \leq k \leq n : X_k = i\}.$$

By assumptions **(A4, A5)**, the random disperser has a stationary probability on V (stochastic equilibrium), that we denote by $u = (u_i : i = 1, \dots, K)$, which is the unique positive solution to $uD = u$. By the ergodic theorem, we also know that with probability 1,

$$F_i(X_n) \xrightarrow{n \rightarrow \infty} u_i.$$

A typical single disperser will therefore occupy patch i with asymptotic frequency u_i . This may not be the case of the ancestors of surviving individuals, whose paths must have favoured source patches. There is a trade-off between the pay-off in terms of fitness, gained by visiting source patches, and the cost in terms of likelihood, paid by deviating from the typical dispersal behavior. This trade-off is particularly obvious if we consider the case of a perfectly unsuitable habitat patch where the mean offspring is zero. In this case, the path followed by the ancestors of a surviving individual will necessarily have avoided this patch. Nevertheless, the asymptotic occupancy of this patch by a random disperser must be nonzero by the irreducibility assumption **(A4)**.

There is a way of quantifying both the cost and pay-off of deviating from the typical dispersal behavior, that is, of having asymptotic occupancy frequencies $f = (f_i : i = 1, \dots, K)$, where f is a given element of the set \mathcal{F} of non-negative frequencies on the graph

$$\mathcal{F} := \left\{ f = (f_i : i = 1, \dots, K) : f_i \geq 0, \sum_{i=1, \dots, K} f_i = 1 \right\}.$$

First, the probability that a random disperser has occupancy frequencies close to some given f by time n decreases exponentially with n at rate $I(f)$, which can thus be interpreted as the cost of the f -occupancy scheme:

$$I(f) := \sup \left\{ \sum_{i=1, \dots, K} f_i \log(v_i / (vD)_i) : v \gg 0 \right\}, \quad (2)$$

where $v \gg 0$ denotes a positive row vector, that is, $v_i > 0$ for each $i = 1, \dots, K$. Indeed, large deviations theory [9, 10] ensures that for any $\epsilon \ll 1$, as $n \rightarrow \infty$, we have

$$\mathbb{P}(f_i - \epsilon \leq F_i(X_n) \leq f_i + \epsilon \text{ for all } i = 1, \dots, K) \asymp \exp(-nI(f)). \quad (3)$$

We refer the reader to Section A for a more rigorous formulation. Taking $v = u$ in (2) shows that $I(f)$ is of course always non-negative. This function is also convex. When $f = u$, one can easily check that each partial derivative of I is zero and it can be proved that the supremum in (2) is attained for $v = u$, so that $I(u) = 0$. This was indeed expected, since $f = u$ is the natural occupancy scheme of the random disperser.

Second, the reproductive pay-off of f can be defined as the fitness of a non-random disperser with given f -occupancy scheme, that is

$$R(f) := \sum_{i=1, \dots, K} f_i \log(m_i).$$

Indeed, the total size of a population of individuals all adopting this dispersal behavior can be seen to grow like

$$\prod_{i=1}^K m_i^{n f_i} = \exp(nR(f)).$$

Thus the cost (in terms of likelihood) for a population to follow some occupancy scheme is quantified by I and the reproductive pay off by R . The best strategy (regarding the growth of the population) is to have an asymptotic occupancy frequency φ which maximizes the difference $R - I$. If this optimum is positive, then the population survives with positive probability. In addition, the ancestral line of a randomly chosen surviving individual will have visited patch i with frequency φ_i . These results are stated below. The last assertion indicates that this optimal occupancy scheme $\varphi = (\varphi_i, i = 1 \dots, K)$ is always different from the natural occupancy scheme u of one single random disperser, except when all habitat types have the same quality.

Theorem 4.1 *We assume (A2', A3, A4, A5).*

The growth rate ρ of the metapopulation is given by

$$\log(\rho) = \max \{R(f) - I(f) : f \in \mathcal{F}\}.$$

In addition, if $\rho > 0$, for any patch $i = 1, \dots, K$, conditional on the population being alive at time n , the occupancy frequency of patch i by the ancestral line of a randomly chosen individual \mathbf{U}_n in the surviving population at time n , converges to φ_i in probability :

$$F_i(\mathbf{U}_n) \xrightarrow{n \rightarrow \infty} \varphi_i,$$

where the frequency vector $\varphi = (\varphi_i) \in \mathcal{F}$ is uniquely characterized by

$$\log(\rho) = R(\varphi) - I(\varphi).$$

The occupancy frequency φ coincides with the stationary distribution u of X (if and) only if

$$m_1 = m_2 = \dots = m_K.$$

In the same vein, we refer to Theorem 3.3 in [14] for a description of the lineage of surviving individuals for multitype branching processes in continuous time. The irreducibility assumption (A4) is required to use Sanov's large deviation theorem. The first result is actually a consequence of the functional version of Sanov's theorem. The aperiodicity assumption (A5) and the exclusion of the degenerated cases by (A3) are used for the two additional results. The assumption (A2) would be enough for the first part but (A2') is required for the additional results.

The proof is deferred to Section A.

4.2 The fully mixing case

In the case of a fully mixing metapopulation, D has all its columns equal to some column vector δ and we have already seen that $\rho = \sum_{j=1}^K \delta_j m_j$. It is also easy to see that δ is the stable geographic distribution of the population. As a first observation, note that here the stable geographic distribution δ is also the stationary distribution of the random disperser. Then the last part of the previous theorem ensures that, except when all m_j 's are equal, the stable geographic distribution is different from the occupation distribution φ of random long-lived lineages.

We now use the approach developed in the previous subsection for an alternative computation of ρ . We will also determine the occupation frequency φ of ancestral lineages. We first compute the functional I . Here, for any row vector $v \gg 0$,

$$\sum_{i=1}^K f_i \log(v_i/(vD)_i) = \sum_{i=1}^K f_i \log(v_i/|v|\delta_i),$$

where $|v| = \sum_{j=1}^K v_j$. Then, differentiating this functional with respect to v_j yields $(f_j/v_j) - 1/|v|$. As a result,

$$I(f) = \sum_{i=1}^K f_i \log(f_i/\delta_i).$$

Then differentiating $R - I$ with respect to f_j ($j \neq 1$ for example, and $f_1 = 1 - \sum_{j=2}^K f_j$) yields $\log(\delta_j m_j) - 1 - \log(f_j)$. The bottomline is

$$\varphi_j = \frac{\delta_j m_j}{\sum_{i=1}^K \delta_i m_i}.$$

Plugging this as the argument of $R - I$ yields

$$\log(\rho) = R(\varphi) - I(\varphi) = \log\left(\sum_{i=1}^K \delta_i m_i\right),$$

which was the expected result.

5 Fluctuating environments

5.1 General setting

We now enrich our model with a fluctuating environment. The environment is embodied by a certain value w which belongs to a finite set of states. We assume that the environment affects simultaneously all patches, but not necessarily in the same way. We keep on assuming a simple asexual life cycle with discrete non-overlapping generations and no density-dependence. Now the environment is assumed to affect reproduction and survival, but not dispersal. Specifically, at each time step, conditional on the state w of the environment, individuals reproduce independently according to some distribution which depends on the habitat type of their dwelling patch. We denote by $m_i(w)$ the mean offspring number of individuals dwelling in patch i when the environment is in state w .

Except in the last subsection, we will assume that the environment alternates periodically at each time step between two states (circadian cycle, seasons). Actually, the same method would allow to deal with any finite number of environmental states varying periodically.

We call e_1 and e_2 the two possible states of the environment, so now we have $2K$ habitat qualities $m_i(e_j)$, for $i = 1, \dots, K$ and $j = 1, 2$. The Markov chain $Z = (Z_n^{(i)}, i = 1, \dots, K; n \geq 0)$ is no longer time-homogeneous and is called *multitype branching process in varying environment* [17]. However, restricting the observation of the metapopulation to times when the environment is in the same state allows to adapt the arguments of the previous section. Indeed,

$(Z_{2n}^{(i)}, i = 1, \dots, K; n \geq 0)$ is a multitype branching process with mean offspring matrix A with generic element

$$a_{ij} = \sum_{k=1, \dots, K} m_i(e_1) d_{ik} m_k(e_2) d_{kj} \quad i, j = 1, \dots, K.$$

This amounts to changing the stopping line of the previous section, which was made of descendants returning to the ancestor patch for the first time in their lineage, for the stopping line of descendants returning to the ancestor patch for the first *even* time in their lineage. In the following subsection, we treat the case of two patches and determine the global persistence criterion. We then handle the general case using the random disperser.

5.2 Example with two patches and two periodic environments

For convenience, even if the environment is now variable, the two patches are still called respectively the source (patch 1) and the sink (patch 2). The mean number of offspring in the source are denoted by $M_1 = m_1(e_1)$ and $M_2 = m_1(e_2)$. In the sink, they are denoted by $m_1 = m_2(e_1)$ and $m_2 = m_2(e_2)$.

Theorem 5.1 *A necessary and sufficient condition for global persistence is*

$$M_1 M_2 (1-p)^2 + (M_1 m_2 + m_1 M_2) p q + m_1 m_2 (1-q)^2 > \min(2, 1 + M_1 M_2 m_1 m_2 (1-p-q)^2).$$

Remark 4 *It is easy to find examples where both patches are sinks on average but the metapopulation survives with positive probability thanks to dispersal. Indeed, each patch is a sink if (and only if) $M_1 M_2 \leq 1$ and $m_1 m_2 \leq 1$. Assuming for example that $p = q = 1/2$ and $m_1 = m_2 = m$, the global survival criterion becomes $M_1 M_2 + m(M_1 + M_2) + m^2 > 4$, which holds as soon as $m(M_1 + M_2) > 4$.*

Proof. The mean offspring matrix of $(Z_{2n}; n \geq 0)$ is given by

$$\begin{aligned} a(1,1) &= M_1 M_2 (1-p)^2 + M_1 m_2 p q \\ a(1,2) &= M_1 m_2 p (1-q) + M_1 M_2 (1-p) p \\ a(2,1) &= m_1 M_2 q (1-p) + m_1 m_2 (1-q) q \\ a(2,2) &= m_1 m_2 (1-q)^2 + m_1 M_2 q p. \end{aligned}$$

The maximum eigenvector of the matrix $A = (a(i,j) : 1 \leq i, j \leq 2)$ is the largest root of the polynomial

$$x^2 - (a(1,1) + a(2,2))x + a(1,1)a(2,2) - a(1,2)a(2,1).$$

So it is less than 1 iff

$$a(1,1) + a(2,2) + \sqrt{(a(1,1) - a(2,2))^2 + 4a(1,2)a(2,1)} \leq 2$$

Then the criterion for a.s. extinction of $(Z_{2n} : n \in \mathbb{N})$ is

$$a(1,1) + a(2,2) \leq 2 \quad \text{and} \quad (a(1,1) - a(2,2))^2 + 4a(1,2)a(2,1) \leq (2 - a(1,1) - a(2,2))^2.$$

The second inequality becomes $a(1,1) + a(2,2) \leq 1 + a(1,1)a(2,2) - a(1,2)a(2,1)$, which gives

$$M_1 M_2 (1-p)^2 + M_1 m_2 p q + m_1 m_2 (1-q)^2 + m_1 M_2 q p \leq 1 + M_1 M_2 m_1 m_2 (1-p-q)^2.$$

This completes the proof. \square

5.3 Global persistence for more than two patches

Here, we extend the previous result to the case of a general, finite graph. We want to state a global survival criterion which generalizes Theorem 3.1 to periodic environments. Assume again that the random disperser starts at time 0 in patch 1 and set T the first *even* time when the random disperser goes back to habitat 1

$$T := \min\{n \geq 1 : X_n = 1 \text{ and } n \text{ is even}\}.$$

By a direct adaptation of the proof of Theorem 3.1 replacing Z_n with Z_{2n} , we get the following statement.

Theorem 5.2 *We assume (A1) holds for at least one environment, (A2) holds for both environments and (A4) holds. Then the population persists with positive probability iff*

$$m_1 \mathbb{E} \left(\prod_{n=1}^{T-1} m_{X_n}(w_n) \right) > 1,$$

where the sequence $(w_n : n \geq 1)$ can take one of the two values (e_1, e_2, e_1, \dots) or (e_2, e_1, e_2, \dots) , depending whether the initial environment is e_1 or e_2 .

5.4 Rate of growth and habitat occupation frequency

The generalization to periodic environments of the results of the previous section can be achieved by changing the state-space $\{1, \dots, K\}$ of the random disperser to the state-space of oriented edges of the graph, i.e., ordered pairs of vertices

$$\mathcal{E} := \{1, \dots, K\}^2.$$

Denote by B the transition matrix of the Markov chain $(X_{2n}, X_{2n+1}; n \geq 0)$, which indeed takes values in \mathcal{E} . Then denote by \mathcal{F} the set of frequencies indexed by \mathcal{E}

$$\mathcal{F} := \left\{ (f_E, E \in \mathcal{E}) : f_E \geq 0, \sum_{E \in \mathcal{E}} f_E = 1 \right\},$$

and define the new cost function $I : \mathcal{F} \rightarrow \mathbb{R}$ as

$$I(f) := \sup \left\{ \sum_{E \in \mathcal{E}} f_E \log(v_E / (vB)_E) : v \gg 0 \right\},$$

where v denotes a non-negative vector indexed by \mathcal{E} , such that $v \gg 0$, that is, $v_E > 0$ for all $E \in \mathcal{E}$. Also define the new pay-off function $R : \mathcal{F} \rightarrow \mathbb{R}$ as

$$R(f) := \sum_{E=(i,j) \in \mathcal{E}} f_E \log(m_i(e_1)m_j(e_2)).$$

We can also provide an expression of I in terms of the entropy function using Theorem 3.1.13 in [9]. The generalization of Theorem 4.1 can be stated as follows.

Theorem 5.3 *We assume that (A2', A3) hold for both environments and (A4, A5) hold. The growth rate ρ of the metapopulation is given by*

$$2 \log(\rho) = \max\{R(f) - I(f) : f \in \mathcal{F}\}.$$

In addition, for any patch $i \in \{1, \dots, K\}$, conditional on the population being alive at time n , the frequencies of occupation of patch i by the ancestral line of a randomly chosen individual \mathbf{U}_n in the surviving population at time n , converges in probability :

$$F_j(\mathbf{U}_n) \xrightarrow{n \rightarrow \infty} \sum_{i \in \{1, \dots, K\}} \varphi_{i,j},$$

where the vector $(\varphi_{i,j} : (i,j) \in \mathcal{E})$ is characterized by

$$2 \log(\rho) = R(\varphi) - I(\varphi).$$

The proof follows that of Theorem 4.1, with now

$$\mathbb{E}(|Z_{2n+1}|) = \mathbb{E} \left(\prod_{k=0}^n m_{X_{2k}} m_{X_{2k+1}} \right) = \mathbb{E} \left(\prod_{i=1}^K \prod_{j=1}^K m_i(e_1)^{S_n^{(1)}(i)} m_j(e_2)^{S_n^{(2)}(j)} \right),$$

where $|Z_n|$ is the total number of individuals in source patches at generation n and

$$S_n^{(1)}(i) = \#\{k \leq n : X_{2k} = i\}, \quad S_n^{(2)}(i) = \#\{k \leq n : X_{2k+1} = i\}.$$

5.5 Example with fully mixing patches

We extend the computations of the previous section to periodic environments. We focus on the fully mixing population :

$$B_{(i,j)(k,l)} = d_{jk} d_{kl} = \delta_k \delta_l.$$

The mean matrix associated to the Galton Watson process Z_{2n} is

$$A_{ij} = m_i(e_1) \delta_j \left[\sum_{k=1}^K \delta_k m_k(e_2) \right].$$

Thus the right and left eigenvectors are still given by δ and $(m_1(e_1), \dots, m_K(e_1))$ and the spectral approach given previously can be followed readily.

Let us now focus on the approach given in the last Theorem. As $(vB)_E = |v| \delta_{E_1} \delta_{E_2}$, the differentiation of

$$\sum_{E \in \mathcal{E}} f_E \log(v_E / (vB)_E) = \sum_{E \in \mathcal{E}} f_E \log(v_E) - \log(|v| \delta_{E_1} \delta_{E_2})$$

with respect to v_E yields the minimum. As in the previous section, we get

$$I(f) = \sum_{E \in \mathcal{E}} f_E \log \left(\frac{f_E}{\delta_{E_1} \delta_{E_2}} \right).$$

Then $R(f) - I(f) = \sum_{E \in \mathcal{E}} f_E \log(m_{E_1}(e_1)m_{E_2}(e_2)\delta_{E_1}\delta_{E_2}/f_E)$. We arbitrarily choose $E^0 \in \mathcal{E}$, so we can write

$$f_{E^0} = 1 - \sum_{E \in \mathcal{E}_0} f_E$$

and make all other partial derivatives of $R - I$ equal 0 when evaluated at φ . We get for every $E \neq E^0$:

$$\log(m_{E_1}(e_1)m_{E_2}(e_2)\delta_{E_1}\delta_{E_2}) + 1 - \log(\varphi_E) - \left[\log\left(m_{E_1^0}(e_1)m_{E_2^0}(e_2)\delta_{E_1^0}\delta_{E_2^0}\right) + 1 - \log(\varphi(E^0)) \right] = 0,$$

which gives the habitat occupation frequencies

$$\varphi_E = \delta_{E_1}\delta_{E_2}m_{E_1}(e_1)m_{E_2}(e_2) \left[\sum_{E \in \mathcal{E}} \delta_{E_1}\delta_{E_2}m_{E_1}(e_1)m_{E_2}(e_2) \right]^{-1}.$$

We can also now deduce the growth rate ρ . We get

$$R(\varphi) - I(\varphi) = \log\left(\sum_{E \in \mathcal{E}} \delta_{E_1}\delta_{E_2}m_{E_1}(e_1)m_{E_2}(e_2)\right)$$

and

$$\rho = \frac{1}{2}[R(\varphi) - I(\varphi)] = \left[\sum_{i=1}^K \delta_i m_i(e_1) \right]^{1/2} \left[\sum_{i=1}^K \delta_i m_i(e_2) \right]^{1/2}.$$

This is the same growth rate as the one computed in [27] for large populations (with two patches).

5.6 Some comments on random environments

A more natural way of modeling fluctuating environment in ecology is to assume random rather than periodic environment. The approach developed for periodic environments cannot be extended to random environments directly. Indeed, since the environment affects the whole metapopulation simultaneously, the randomness of environments correlates reproduction success in different patches. The process $(Z_n^{(i)}, i = 1, \dots, K; n \geq 0)$ counting the population sizes on each patch is now a *multitype branching process in random environment* (MBPRE) [2, 3].

Let us denote by $A(w)$ the mean offspring matrix (involving dispersal) in environment w . Specifically, the generic element $a_{ij}(w)$ of $A(w)$ is the mean offspring number of a typical individual dwelling in patch i sent out to patch j by dispersal, when the environment is w , so that

$$A_{ij}(w) = m_i(w) d_{ij}.$$

We will now assume that the state-space of environments is finite and that the sequence $(w_n : n \geq 0)$ of environment states through time is a *stationary, ergodic sequence*, possibly autocorrelated, in the sense that the states need not be independent. Under this assumption, it is proved in [13] (under the further assumption $\mathbb{E}(\log^+ \|A(w_0)\|) < \infty$, where expectation is taken w.r.t. the environment) that the limit γ of the sequence

$$\frac{1}{n} \log \|A(w_n)A(w_{n-1}) \dots A(w_0)\|$$

exists with probability 1 and is deterministic, where $\| \cdot \|$ denotes the maximum row sum of the matrix. This is interesting to us because it is further shown in [2, 28, 40] (again under some further assumptions, see Section B), that the extinction criterion and the growth rate of this MBPRE are respectively given by the sign and the value of γ , more specifically, $\gamma = \log \rho$.

Unfortunately, this does not give a very explicit condition for global persistence. But again using the random disperser, we can give some sufficient conditions for survival. For simplicity, we turn our attention to the example of two patches and two environments e_1 and e_2 . At any time step, the probability that the environment is in state e_1 is denoted by $\nu \in (0, 1)$ (so the probability that the environment is in state e_2 is $1 - \nu$). We show again that the population may survive in sinks only. As in the case of periodic environments, the mean number of offspring in the first patch (the source) is denoted by $M_1 = m_1(e_1)$ and $M_2 = m_2(e_1)$. In the second patch (sink), they are denoted by $m_1 = m_2(e_1)$ and $m_2 = m_2(e_2)$.

For the sake of simplicity, we state the results for the special case when the sequence is a Markov chain. We denote by α the transition from e_1 to e_2 and by β the transition from e_2 to e_1 . Then it is well-known that $\nu = \beta / (\alpha + \beta)$ is the asymptotic fraction of time spent in state e_1 . The case of independent environments is recovered when $\alpha + \beta = 1$. Note that as soon as $\alpha + \beta \neq 1$, the sequence of environment states is auto-correlated.

Proposition 5.4 *We have the following lower bound for the growth rate of the metapopulation.*

$$\log(\rho) \geq \nu \log(M_1) + (1 - \nu) \log(m_2) + \nu \alpha \log(pq) + \nu(1 - \alpha) \log(1 - p) + (1 - \nu)(1 - \beta) \log(1 - q).$$

Remark 5 *Observe that this lower bound does not depend on M_2 and m_1 . Again one can display examples where both patches are sinks but the metapopulation survives with positive probability in the presence of dispersal. Each patch is a sink if (and only if) $M_1^\nu M_2^{1-\nu} \leq 1$ and $m_1^\nu m_2^{1-\nu} < 1$. Actually one can manage to keep $\gamma > 0$ while $M_1^\nu M_2^{1-\nu} < 1$, $m_1 < 1$ and $m_2 < 1$, for example with M_2 small and M_1 large for some fixed p, q, m_1, m_2 . This corresponds to e_2 being a catastrophic environment in the source patch but the population survives in patch 2 when a catastrophe occurs.*

Proof. We consider only the subpopulation avoiding patch 1 when the environment is equal to e_2 . This means that this population reproduces with mean offspring number $M_1(1 - p)$ in patch 1 while the environment is e_1 . Each time the environment e_2 occurs, we consider the part of this population which has dispersed to patch 2. This corresponds to a mean offspring number of $M_1 p$. This population then stays in patch 2 and reproduces with mean offspring number $m_2(1 - q)$ until the environment is again equal to e_1 . We then consider the part of this population which goes back to patch 1. This corresponds to a mean offspring number of $m_2 q$.

Thus the patch of the ancestors of the individuals we keep is equal to 1 (resp. 2) if it lived in environment e_1 (resp. e_2). Then at time n , the mean size of the population we consider is equal to

$$M_1^{N_1(n)} m_2^{N_2(n)} (1 - p)^{N_{11}(n)} (1 - q)^{N_{22}(n)} p^{N_{12}(n)} q^{N_{21}(n)}$$

where $N_i(n)$ ($i \in \{1, 2\}$) is the number of times before generation n when the environment is equal to e_i and $N_{ij}(n)$ ($i, j \in \{1, 2\}$) is the number of one-step transitions of the environment from e_i to type e_j until time n . By ergodicity, we know that these quantities have deterministic frequencies asymptotically. In the case of a Markovian sequence of environments, as $n \rightarrow \infty$,

$$N_1(n) \sim \nu n, \quad N_2(n) \sim (1 - \nu)n,$$

and

$$N_{11}(n) \sim \nu(1 - \alpha)n, \quad N_{12}(n) \sim \nu\alpha n, \quad N_{21}(n) \sim (1 - \nu)\beta n, \quad N_{22}(n) = (1 - \nu)(1 - \beta)n.$$

Using the growth of this particular part of the whole population directly gives us a lower bound for γ :

$$\gamma \geq \nu \log M_1 + (1 - \nu) \log m_2 + \nu\alpha \log p + (1 - \nu)\beta \log q + \nu(1 - \alpha) \log(1 - p) + (1 - \nu)(1 - \beta) \log(1 - q).$$

Noticing that $(1 - \nu)\beta = \nu\alpha$ completes the proof. \square

Remark 6 *We could improve these results by considering more sophisticated strategies. For example, we could consider the subpopulation which stays in patch 1 if (and only if) the number of consecutive catastrophes is less than k and then optimize over k .*

Actually, the proof relies on a stochastic coupling. Roughly speaking, the subpopulation we consider avoids the bad patches at the bad times and follows a (one type) branching process in random environment e_{11}, e_{12}, e_{21} and e_{22} respectively with stationary probabilities $\nu(1 - \alpha)$, $\nu\alpha$, $(1 - \nu)\beta$ and $(1 - \nu)(1 - \beta)$ and mean offspring $M_1(1 - p)$, M_1p , m_2q and $m_2(1 - q)$.

Observe also that we can derive a lower bound using the permanent of the mean matrix M of the MBPRE from Proposition 2 in [6]. But this lower bound is not relevant for understanding the survival event in sinks only.

6 Metapopulation on infinite graphs

We now turn our attention to infinite graphs labeled by a countable set F . Each patch $P \in F$ has a type $i = j(P) \in \mathbb{N}$ which gives its habitat quality, that is, the mean number of offspring in patch P is equal to $m_{j(P)}$.

To generalize all the previous results, we require that the infinite graph has a *finite motif*. Let us first provide the reader with some examples satisfying this assumption, before giving rigorous definitions. These examples are chosen among source-sink metapopulations with two habitat qualities (one source type and one sink type).

- An infinite linear periodic array of patches (see Figure 2 for an example). The patches can then be labeled by $P \in F = \mathbb{Z}$ and the type of patch P is equal to $j(P)$, for some integers $N, K > 0$ and a function $j : \mathbb{Z} \rightarrow [1, K]$ such that $j(P + N) = j(P)$ for every $P \in \mathbb{Z}$. The motif is a line of length N with one source.
- The chessboard (see Figure 7). The motif is composed of one source and one sink.
- Star sources with $2d$ pipelines of sinks (see Figure 8 for $d = 2$). The motif is built by a source with d pipelines of sinks of the same length.

Let us now specify mathematically these definitions. The oriented edges from P to Q are weighed by d_{PQ} . A mapping T of the graph is called an *isomorphism* if it conserves the types of the vertices as well as the weights of the oriented edges: T is a bijection of F such that for all $P, Q \in F$,

$$d_{T(P)T(Q)} = d_{PQ}, \quad j(T(P)) = j(P).$$

The associated equivalence relation \sim between the patches of the graph is defined by

$$P \sim P' \quad \text{iff there exists an isomorphism } T \text{ of the graph such that } T(P) = P'.$$

The class of a patch P is defined as the equivalence class $Cl(P) = \{P' : P' \sim P\}$. Every patch of this class has the type of P . A graph for which there exists an isomorphism which is not the identity is called *transitive*.

The collection of the distinct classes $(Cl(i) : i \in V)$ of a transitive graph form a partition of the patches of the graph. Such subsets V of patches are called *motifs*. With a slight abuse of notation, the transition probabilities on a motif V are denoted by $(d_{PQ} : P \in V, Q \in V)$ where

$$d_{PQ} = \sum_{Q' \in Cl(Q)} d_{PQ'}$$

is constant in the same equivalence class.

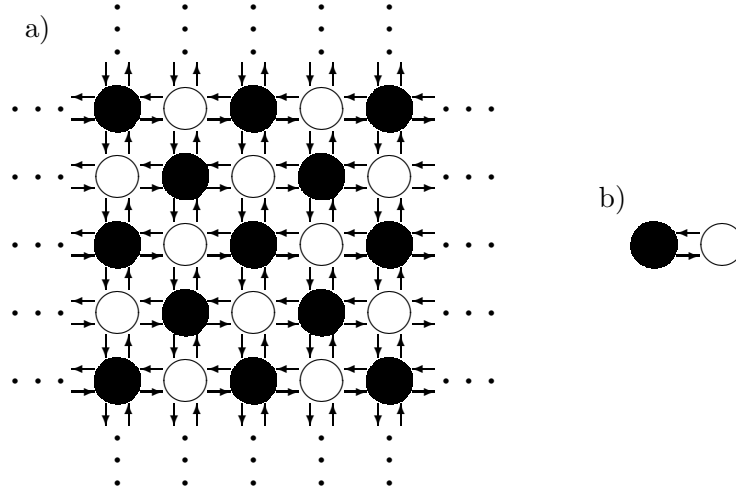


Figure 7: a) The chessboard (with periodic arrow labels - not represented) is a graph that can be collapsed into: b) a two-vertex graph (loop edges are not represented).

The initial graph can be seen as a family of copies of a motif properly connected. Observe that not all graphs with a regular structure are finitely transitive. For example, the cases illustrated by Figure 3 can be collapsed into a finite motif, but those given in Figure 4 (a diagonal or a horizontal array of sources in \mathbb{Z}^2) cannot. We can easily extend the results of Section 3 to infinite graphs whose motifs have a finite number of sources. Thus, we consider the random disperser X_n on the graph which follows the dispersal probabilities $(d_{PQ} : P, Q \in F^2)$. To that purpose, we assume that the random disperser starts in a patch of type 1 ($j(X_0) = 1$) and we denote by T the first return time of the random disperser into a (possibly different) patch of type 1.

$$T := \min\{n \geq 1 : j(X_n) = 1\}.$$

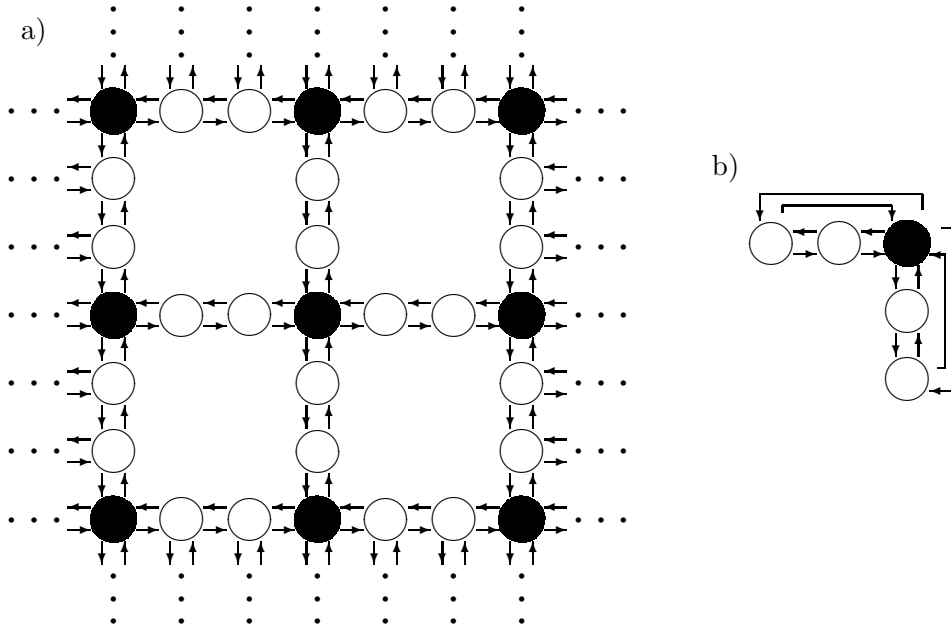


Figure 8: Star sources with $2d$ pipelines of sinks a) (and periodic arrow labels - not represented, here $d = 2$) form a graph that can be collapsed into b) (a single source with d pipelines, loop edges are not represented).

Notation	Interpretation
vertex P	patch
set V of vertices	motif
type of P $j(P) = i$	habitat quality of patch P is i
oriented edge with weight d_{PQ}	probability of dispersal from patch P to patch Q
m_i	mean number of offspring in a patch with habitat type i

Table 2: Notation.

Theorem 6.1 *Assume that the metapopulation graph is transitive and that there is a motif with a finite number of sources. Assume (A1, A2, A4) hold for this motif. Then the population persists with positive probability iff*

$$m_1 \mathbb{E} \left(\prod_{n=1}^{T-1} m_{j(X_n)} \right) > 1.$$

We provide the idea of the proof. The number of individuals located in patch P in generation n is denoted by $N_n^{(P)}$. Collapsing the graph into some motif V , we denote by

$$Z_n^{(P)} = \sum_{P' \in Cl(P)} N_n^{(P')}$$

the total number of individuals in some habitat of the class of patch $P \in V$. Then $Z = (Z_n^{(P)}, P \in V; n \geq 0)$ is a multitype Galton–Watson process (with possibly an infinite number

of types). We see that $m_{j(P)}d_{PQ}$ is equal to the mean number of offspring of an individual living in patch P which will land into patch Q in one time step, and therefore we call mean offspring matrix

$$A := (m_{j(P)}d_{PQ} : P, Q \in V),$$

Then, everything happens as if the metapopulation evolves on a graph given by the motif. We follow then the proof of Theorem 4 to prove that the criterion $m_1 \mathbb{E}(\prod_{n=1}^{T-1} m_{j(X_n)}) > 1$ is the persistence criterion in the source habitat 1. But using the facts that the number of sources in a motif is finite and that a motif is irreducible ensures that it is a global persistence criterion.

When the motif is finite, we get exactly the model described in the introduction and derive the following counterpart of Theorem 4.1. We denote now by D the transition matrix of the Markov chain $j(X_n)$, and still use for $f = (f_P : P \in V)$

$$I(f) := \sup \left\{ \sum_{P \in V} f_P \log(v_P / (vD)_P) : v \gg 0 \right\},$$

and

$$R(f) := \sum_{P \in V} f_P \log(m_{j(P)}).$$

Theorem 6.2 *Assume that the metapopulation graph is transitive with a finite motif. Assume (A1, A2', A3, A4, A5) hold for this motif. The growth rate ρ of the metapopulation is given by*

$$\log(\rho) = \max \left\{ R(f) - I(f) : \sum_{P \in V} f_P = 1, f_P \geq 0 \right\}.$$

In addition, for any $P \in V$, conditional on the population being alive at time n , the occupancy frequency of a patch with type $j(P)$ by the ancestral line of a randomly chosen individual \mathbf{U}_n in the surviving population at time n , converges to φ_i in probability

$$F_i(\mathbf{U}_n) \xrightarrow{n \rightarrow \infty} \varphi_i,$$

where the vector φ belongs to \mathcal{F} and is characterized by

$$\log(\rho) = R(\varphi) - I(\varphi).$$

The occupancy frequency φ coincides with the stationary distribution u of X only if $m_{j(P)} = m_{j(P')}$ for all patches P, P' .

The results obtained for the periodic and random environments can be derived similarly for transitive graphs.

7 Discussion

We have proposed two new techniques to derive simple criteria of persistence (by using the path of a random disperser) and to characterize the long-term growth rate of a single species in a source-sink metapopulation (by using large deviations for the path of the random disperser), as well as the occupancy frequencies of long-lived ancestral lineages. The expressions obtained thanks to these techniques decouple the contributions of reproduction/survival vs dispersal to the past, growth and persistence of these metapopulations. These techniques apply to a general class of stochastic, individual-based, stepping stone models of source-sink metapopulations, even when habitat quality is (not only variable in space but) variable through time, and even for (some) infinite metapopulations.

Growth rate and stable geographic distribution could have as well been computed respectively as the maximal eigenvalue and associated eigenvector of the mean offspring matrix (encompassing dispersal). This well-known spectral approach can still more efficiently be used in general for the numerical computation of these quantities than the techniques presented here. However, the solution presented here has the advantage of giving a clear biological interpretation of the contributions of demography and dispersal to growth and stable distribution. In particular, we hope that this new presentation will help researchers in conservation biology to make informed decisions in planning reintroduction strategies or in designing successfully protecting areas. Indeed, the benefit of our approach is to enable the ecologist to separate the effect on source-sink dynamics of changing the suitability of habitats (reproduction/survival scheme) or of changing the connectivity of the metapopulation (dispersal scheme).

Last, we want to indicate possible extensions of our ideas.

First, we explain how migration-induced mortality has been encompassed in the growth phase, so that habitat patches i with $m_i > 1$ are sources in the strict sense of the word. Indeed, let m'_i denote the mean number of offspring produced in patch i *before* dispersal, and d'_{ij} denote the probability of migrating from i to j *and* to survive to this migration event. Then $p_i = \sum_{j=1}^K d'_{ij}$ is the probability of survival to migration starting in patch i . It is easily seen that $m_i = p_i m'_i$ is the mean offspring number including survival to migration and that $d_{ij} = p_i^{-1} d'_{ij}$ are the dispersal probabilities of surviving individuals, so that considering only individuals surviving migration, everything happens as if growth with mean m_i preceded dispersal with weights d_{ij} . These parameters m_i and d_{ij} are the ones we have used throughout the paper. Note that the matrix A' with generic element $m'_i d'_{ij}$ is obviously equal to A .

On the other hand, we could as well have stucked to the framework where mortality-induced migration is not encompassed in the growth phase, in which case the dispersal matrix D' is now sub-stochastic. Then the associated random disperser X' would die with probability $1 - p$ at each time step, and the criterion for persistence would have remained

$$m'_1 \mathbb{E} \left(\prod_{n=1}^{T'-1} m'_{X'_n} \right) > 1,$$

where T' is the first return time to patch 1 of the killed random walk X' , with the convention that the term inside the expectation is set to 0 when T' is infinite (death of the walker before returning home).

Second, we can relax the assumption that dispersal behaviors of siblings are independent, provided there is no correlation between dispersal behaviors of different groups of siblings. Indeed, in this case, we just need to consider the mean number m_{ij} of offspring of an individual living in patch i which go into patch j . Setting

$$m_i = \sum_{j=1}^K m_{ij}, \quad d_{ij} = m_{ij}/m_i$$

allows us to come back to our framework. In the case of finite multitype branching processes, the questions handled here are only linked to the mean offspring matrix. It makes such a procedure valid.

Third, if the model was expressed in continuous time then the disperser X would be a time-continuous random walk, and the criterion for persistence to generalize is the criterion involving occupation times (see Remark 1).

Fourth, we mention that our ideas could also be adapted to age-structured populations, by considering the stopping line of descendants of a focal juvenile ancestor who are the first descending *juveniles* to be born in the ancestor patch. Similarly, we can consider different (but a finite number) phenotypes or genotypes just by increasing the state space of the type of the branching process. Roughly speaking, habitat types are now replaced with a new composite type encompassing habitat, age, phenotype, genotype...

There is one further question that our methods could possibly solve. In infinite metapopulations, persistence can occur with the population failing to fill out the whole space, as in cases where dispersers always follow the same direction. This phenomenon is known as a dichotomy between local extinction and local exponential growth (conditional on global persistence). Our prediction of global persistence in infinite metapopulations relies on the study of the path of a random disperser started in a source patch, until the first time when it returns to a (possibly different) source patch. By making the difference between cases when the final patch is the same source patch or another source patch, we could display criteria for local persistence. Indeed, we know that there is *global persistence* in a source-transitive patch iff

$$m_1 \mathbb{E} \left(\prod_{n=1}^{T-1} m_{X_n} \right) > 1,$$

where T is the first return time to a source patch, but we conjecture that in this case there is *local persistence* only if we also have

$$m_1 \mathbb{E} \left(\prod_{n=1}^{\tau-1} m_{X_n} \right) > 1,$$

where τ is the first return time to the very same source patch as initially.

A Proof of Theorem 4.1

We assume **(A2', A3, A4, A5)**. Thus the Markov chain X is irreducible and evolves on a finite state space. The real number $I(f)$ is the cost for the habitat occupation frequencies associated

with the random walk X to equal f . It gives the geometric decrease of the probability that the portion of time spent in habitat i until generation n is close to f_i :

$$I(f_1, \dots, f_K) = \lim_{\epsilon \rightarrow 0} \lim_{n \rightarrow \infty} -\frac{1}{n} \log \mathbb{P}(f_k - \epsilon \leq F_k(X_n) \leq f_k + \epsilon). \quad (4)$$

This result holds when I is finite. It is guaranteed by Sanov's theorem (see e.g. [9, Theorem 3.1.6 page 62]), which also ensures that I is convex continuous. The function I is called the rate function associated to the path of the random walk X .

Finally, by **(A2')**, the offspring distribution N_i for an individual living in patch i satisfies $\mathbb{E}(N_i \log^+ N_i) < \infty$, which ensures that for all $i, j = 1, \dots, K$,

$$\mathbb{E}(Z_1^j \log^+ Z_1^{(j)} \mid Z_0^{(i)} = 1, Z_0^{(k)} = 0 \text{ for } k \neq i) < \infty.$$

Using **(A3, A4, A5)**, we have both A and D strongly irreducible. Then Z_n/ρ^n converges to a non degenerate variable W , see e.g. [4, Chapter 5, section 6, Theorem 1]. It is positive and finite on the survival event.

Expression of the growth rate ρ and habitat occupation frequencies. We start with one individual in patch 1. Recalling that for every $i = 1, \dots, K$, $\mathbb{E}(Z_n^{(i)}) = \sum_{j=1}^K \mathbb{E}(Z_{n-1}^{(j)}) m_j d_{ji}$, we get by induction

$$\mathbb{E}(Z_n^{(i)}) = \sum_{\substack{j_0=1, j_n=i, \\ 1 \leq j_1, \dots, j_{n-1} \leq K}} \prod_{k=0}^{n-1} m_{j_k} d_{j_k j_{k+1}} = \mathbb{E}_1 \left(1_{X_n=i} \prod_{i=0}^{n-1} m_{X_i} \right).$$

This yields

$$\mathbb{E}(|Z_n|) = \mathbb{E} \left(\prod_{i=0}^{n-1} m_{X_i} \right)$$

Denoting by $S_n(i)$ the number of visits of the random disperser X in patch $i = 1, \dots, V$:

$$S_n(i) = \#\{k \leq n-1 : j(X_k) = i\} = nF_i(X_n),$$

we deduce

$$\begin{aligned} \mathbb{E}(|Z_n|) &= \mathbb{E} \left(\prod_{i=1}^K m_i^{S_n(i)} \right) \\ &= \int_{\mathcal{F}} \exp \left(n \sum_{i=1}^K f_i \log(m_i) \right) \mathbb{P}(F_1(X_n) \in df_1, \dots, F_K(X_n) \in df_K). \end{aligned}$$

Using (4) and Laplace method, we get

$$\log(\mathbb{E}(|Z_n|)^{1/n}) \xrightarrow{n \rightarrow \infty} \max \left\{ \sum_{i=1}^K f_i \log(m_i) - I(f_1, \dots, f_K) : f \in \mathcal{F} \right\}.$$

This proves the first part of the result.

The maximum of $h := R - I$ is reached for a unique frequency φ , which means that there is a unique φ such that $\log(\rho) = R(\varphi) - I(\varphi)$. This is the object of Proposition A.1. Moreover the partial derivatives of h at φ are zero. As $f_K = 1 - f_1 - \dots - f_{n-1}$, for every $1 \leq i \leq K - 1$,

$$\log(m_i) - \log(m_K) - \frac{\partial}{\partial f_i} I|_{f=\varphi} = 0.$$

If $\varphi = p$, then the partial derivatives of I at φ are zero. This can be directly computed or deduced from $I \geq 0$ and $I(p) = 0$. This ensures that for every $1 \leq i \leq K - 1$, $\log(m_i) - \log(m_K) = 0$, i.e. $m_1 = m_2 = \dots = m_K$. This proves the third part of the theorem.

Finally, let us prove that the habitat occupation frequencies of a typical individual are given by the vector φ . Let $\epsilon > 0$ and $i \in \{1, \dots, K\}$. The individuals alive in generation n are labelled by \mathbf{u}_k , $k = 1, \dots, Z_n$.

Following the first part of the proof,

$$\begin{aligned} \mathbb{E}\left(\sum_{k=1}^{Z_n} 1_{|F_i(\mathbf{u}_k) - \varphi_i| \geq \epsilon}\right) &= \mathbb{E}\left(1_{|F_i(X_n) - \varphi_i| \geq \epsilon} \prod_{i=0}^n m_{X_i}\right) \\ &= \mathbb{E}\left(1_{|F_i(X_n) - \varphi_i| \geq \epsilon} \prod_{i=1}^K m_i^{S_n(i)}\right) \\ &= \int_{\mathcal{F}} 1_{|f_i - \varphi_i| \geq \epsilon} \exp\left(n \sum_{i=1}^K f_i \log(m_i)\right) \mathbb{P}(F_1(X_n) \in df_1, \dots, F_K(X_n) \in df_K). \end{aligned}$$

Using again (4) and the Laplace method, we get

$$\frac{1}{n} \log \mathbb{E}\left(\sum_{k=1}^{Z_n} 1_{|F_i(\mathbf{u}_k) - \varphi_i| \geq \epsilon}\right) \xrightarrow{n \rightarrow \infty} C_{i,\epsilon},$$

with $C_{i,\epsilon} = \max\{\sum_{i=1}^K f_i \log(m_i) - I(f_1, \dots, f_K) : f \in \mathcal{F}, |f_i - \varphi_i| \geq \epsilon\}$. The uniqueness of the argmax φ ensures that $C_{i,\epsilon} < C_{i,0}$. Moreover the growth rate $C_{i,0}$ is equal to $\log(\rho)$ and

$$\frac{1}{n} \log \mathbb{E}\left(\sum_{k=1}^{Z_n} 1_{|F_i(\mathbf{u}_k) - \varphi_i| \geq \epsilon}\right) - \frac{1}{n} \log \rho^n \xrightarrow{n \rightarrow \infty} C_{i,\epsilon} - C_{i,0} < 0.$$

Then

$$\mathbb{E}\left(\frac{1}{\rho^n} \cdot \sum_{k=1}^{Z_n} 1_{|F_i(\mathbf{u}_k) - \varphi_i| \geq \epsilon}\right) \xrightarrow{n \rightarrow \infty} 0.$$

In other words $\sum_{k=1}^{Z_n} 1_{|F_i(\mathbf{u}_k) - \varphi_i| \geq \epsilon} / \rho^n$ goes to 0 in probability. Adding that $Z_n \sim W \rho^n$ a.s. as $n \rightarrow \infty$ and $\{W > 0\} = \{\forall n \in \mathbb{N}, Z_n > 0\}$ a.s. ensures that

$$1_{Z_n > 0} \frac{1}{Z_n} \cdot \sum_{k=1}^{Z_n} 1_{|F_i(\mathbf{u}_k) - \varphi_i| \geq \epsilon} \xrightarrow{n \rightarrow \infty} 0$$

in probability. By dominated convergence,

$$\mathbb{E} \left(1_{Z_n > 0} \frac{1}{Z_n} \cdot \sum_{k=1}^{Z_n} 1_{|F_i(\mathbf{u}_k) - \varphi_i| \geq \epsilon} \right) \xrightarrow{n \rightarrow \infty} 0.$$

Then, conditionally on $Z_n > 0$, denoting by \mathbf{U}_n an individual chosen uniformly in generation n ,

$$\mathbb{P}(|F_i(\mathbf{U}_n) - \varphi_i| \geq \epsilon, \quad Z_n > 0) \xrightarrow{n \rightarrow \infty} 0.$$

This proves that $F_i(\mathbf{U}_n) \xrightarrow{n \rightarrow \infty} \varphi_i$ in probability and completes the proof.

Study of I and uniqueness of $\operatorname{argmax} R - I$. The supremum I defined by

$$I(f) = I(f_1, \dots, f_K) := \sup \left\{ \sum_{j=1}^K f_j \log(u_j / (uD)_j) : u \in \mathbb{R}^K, u \gg 0 \right\},$$

is reached for a unique unit positive vector. This means that there exists a unique $u(f) = (u_1, \dots, u_K)$ such that

$$I(f) = \sum_{j=1}^K f_j \log(u_j(f) / (u(f)D)_j), \quad u_1(f) + \dots + u_K(f) = 1, \quad u_1(f) > 0, \dots, u_K(f) > 0.$$

Indeed this vector $u(f)$ realizes a maximum for $u \in \mathbb{R}^K, u \gg 0$ and thus satisfies for $j = 1, \dots, K$,

$$\frac{f_j}{u_j} - \sum_{i=1}^K d_{ji} \frac{f_i}{(uD)_i} = 0. \tag{5}$$

This equation characterizes u , see Exercise IV.9 page 46 in [10], which ensures that $u(f)$ is uniquely defined. Note also that if f_i is the stationary distribution, $u_j = f_j$ satisfies this equation since $(fD)_i = f_i$, so that $I = 0$.

Proposition A.1 *There exists a unique $\varphi \in \mathcal{F}$ such that $\log(\rho) = R(\varphi) - I(\varphi)$.*

Proof. We observe that $f \mapsto u(f)$ can be extended from \mathcal{F} to $[0, \infty)^K \setminus \{0\}$ and can satisfy (5) on $[0, \infty)^K \setminus \{0\}$ by setting

$$u(f) = u(f / \|f\|), \quad \text{where} \quad \|f\| = \sum_{i=1}^K f_i.$$

Then $R - I$ can be extended to $[0, \infty)^K \setminus \{0\}$ with

$$(R - I)(f) = \sum_{j=1}^K \frac{f_j}{\sum_{k=1}^K f_k} \log(m_j(u(f)D)_j / u_j(f)),$$

and $(R - I)(\lambda f) = (R - I)(f)$ for every $\lambda \in (0, \infty)$.

Consider a vector f which realizes the maximum of $R - I$ and does not belong to the boundary of $[0, \infty]^K$. Then the partial derivatives are zero and for every $i = 1, \dots, K$,

$$\frac{1}{\sum_{k=1}^K f_k} \cdot \left[\log(m_i(uD)_i/u_i) + \sum_{j=1}^K f_j \left(\frac{\frac{\partial}{\partial f_i}(uD)_j}{(uD)_j} - \frac{\frac{\partial}{\partial f_i}u_j}{u_j} \right) \right] = \frac{\sum_{j=1}^K f_j \log(m_j(uD)_j/u_j)}{[\sum_{k=1}^K f_k]^2}.$$

Using (5) we get

$$\sum_{j=1}^K f_j \frac{\frac{\partial}{\partial f_i}(uD)_j}{(uD)_j} = \sum_{j=1}^K \frac{f_j}{(uD)_j} \sum_{k=1}^K d_{kj} \frac{\partial u_k}{\partial f_i} = \sum_{k=1}^K \frac{\partial u_k}{\partial f_i} \sum_{j=1}^K \frac{f_j d_{kj}}{(uD)_j} = \sum_{k=1}^K \frac{\partial u_k}{\partial f_i} \frac{f_k}{u_k},$$

so that

$$\log(m_i(uD)_i/u_i) = \frac{\sum_{j=1}^K f_j \log(m_j(uD)_j/u_j)}{\sum_{k=1}^K f_k}.$$

Observe that the right hand side does not depend on i , so that for every $i = 1, \dots, K$,

$$(uD')_i = \alpha u_i,$$

where $D'_{ji} = d_{ji}m_i$ and α is a positive constant. Then u is left eigenvector of D' with positive entries. Moreover D' is strongly irreducible since D is strongly irreducible and $m_i > 0$ for every i by assumption (recall that D is strongly irreducible if it is both irreducible and aperiodic, that is, if there exists $n_0 \geq 1$ such that all the coefficients of D^{n_0} are positive). Now Perron–Frobenius theory ensures that there is a *unique* left positive eigenvector u of D' such that $\sum_{i=1}^K u_i = 1$. Indeed, it is known [23] that two positive eigenvectors of a primitive matrix are colinear. This actually comes from the classical decomposition of A^n using the maximum eigenvalue and the associated left and right eigenvectors. Moreover, following the literature on large deviations [10], (5) reads

$$f_j = \sum_{i=1}^K D''_{ji} f_i,$$

with $D''_{ji} = u_j d_{ji} / (uD)_i$. Here again D'' is strongly irreducible since D is strongly irreducible and both u and uD are positive vectors. Using again Perron–Frobenius theory guarantees the uniqueness of the solution f such that $\sum_{i=1}^K f_i = 1$. This ensures the uniqueness of the argmax of $R - I$ in the interior of $[0, \infty)^K$. We complete the proof by adding that there is at least one argmax in the interior of $[0, \infty)^K$ since we recall that the frequency occupation is the product of the right and left eigenvectors of A associate to ρ , which are both positive (using again Perron–Frobenius theory with assumptions **(A3, A4, A5)**). If φ_1 and φ_2 realize the max of $R - I$, the concavity of this function ensures that so do all elements in the segment $[\varphi_1, \varphi_2]$, which is in contradiction with the uniqueness in the interior of $[0, \infty)^K$ and completes the proof. \square

B Classification Theorem for MBPRE

We consider here a multitype branching process in random environment $Z_n = (Z_n^{(i)} : i = 1, \dots, K)$ whose mean offspring matrix is denoted by $A = A(w)$, where $w = (w_0, w_1, \dots)$ is the environment.

We introduce the extinction probability vector in environment w starting from one individual in habitat i :

$$q_i(w) = \lim_{n \rightarrow \infty} \mathbb{P}(|Z_n| = 0 \mid w, Z_0^{(i)} = 1, Z_0^j = 0 \text{ if } j \neq i).$$

Proposition B.1 ([40], Theorems 9.6 and 9.10) *Assuming that*

$$\mathbb{P}(q_i(w) < 1 : i = 1, \dots, K) = 1 \text{ or } \mathbb{P}(q_i(w) = 1 : i = 1, \dots, K) = 1, \quad (*)$$

we have

- If $\gamma < 0$, then the probability of extinction is equal to 1 for almost every w .
- If $\gamma = 1$, then
 - either for every $m \geq 1$, w -a.s., there exists $1 \leq i \leq K$ such that

$$\mathbb{P}(|Z_m| > 1 \mid w, Z_0^{(i)} = 1, Z_0^{(j)} = 0 \text{ if } j \neq i) = 0.$$
 - or $q_i(w) = 1$ w -a.s..

Assuming that there exist integers $N, L > 0$ such that $\mathbb{P}(\forall 1 \leq i, j \leq K, (A_N \cdots A_0)_{ij} \neq 0) = 1$ and $|\mathbb{E}(\log(1 - \mathbb{P}(Z_K = 0 \mid Z_0^{(L)} = 1))| < \infty$, then () is satisfied and*

- If $\gamma > 0$, then w -a.s $q_i(w) < 1$ for every $i = 1, \dots, K$, and

$$\mathbb{P}\left(\lim_{n \rightarrow \infty} n^{-1} \log(|Z_n|) = \gamma \mid w, Z_0^{(i)} = 1, Z_0^j = 0 \text{ if } j \neq i\right) = 1 - q_i(w).$$

Moreover thanks to [40, Theorem 9.11], if all the coefficients of the matrix A are positive and bounded, i.e.,

$$\exists 0 < c, c' < \infty, c \leq \inf_{1 \leq i, j \leq K} A_{i,j} \leq \sup_{1 \leq i, j \leq K} A_{i,j} \leq c' \text{ a.s.},$$

then

$$Z_n = O(\|A_{n-1} \cdots A_0\|) \text{ a.s.}$$

Acknowledgement. We warmly thank Sebastian J. Schreiber and another (anonymous) reviewer for their feedback. This work was funded by project MANEGE ‘Modèles Aléatoires en Écologie, Génétique et Évolution’ 09-BLAN-0215 of ANR (French national research agency).

References

- [1] S. Asmussen and H. Hering. *Branching processes*, volume 3 of *Progress in Probability and Statistics*. Birkhäuser Boston Inc., Boston, MA, 1983.
- [2] K. Athreya and S. Karlin. On branching processes with random environments, I: Extinction probabilities. *The Annals of Mathematical Statistics*, 42(5):1499–1520, 1971.
- [3] K. B. Athreya and S. Karlin. Branching processes with random environments, II: Limit theorems. *The Annals of Mathematical Statistics*, 42(6):pp. 1843–1858, 1971.

- [4] K. B. Athreya and P. E. Ney. *Branching processes*. Dover Publications Inc., Mineola, NY, 2004. Reprint of the 1972 original [Springer, New York; MR0373040].
- [5] J. Bascompte, H. Possingham, and J. Roughgarden. Patchy populations in stochastic environments: Critical number of patches for persistence. *The American Naturalist*, 159(2):128–137, 2002.
- [6] M. Benaïm and S. Schreiber. Persistence of structured populations in random environments. *Theoretical population biology*, 76(1):19–34, 2009.
- [7] H. Caswell. *Matrix population models: Construction, analysis, and interpretation. Second edition*. Sunderland, Massachusetts, USA: Sinauer Associates, 2001.
- [8] B. Chauvin. Sur la propriété de branchement. *Ann. Inst. H. Poincaré Probab. Statist.*, 22(2):233–236, 1986.
- [9] A. Dembo and O. Zeitouni. *Large deviations techniques and applications*, volume 38 of *Stochastic Modelling and Applied Probability*. Springer-Verlag, Berlin, 2010. Corrected reprint of the second (1998) edition.
- [10] F. den Hollander. *Large deviations*, volume 14 of *Fields Institute Monographs*. American Mathematical Society, Providence, RI, 2000.
- [11] P. Dias. Sources and sinks in population biology. *Trends in Ecology & Evolution*, 11(8):326–330, 1996.
- [12] S. N. Evans, P. L. Ralph, S. J. Schreiber, and A. Sen. Stochastic population growth in spatially heterogeneous environments. *Journal of Mathematical Biology*, 2012. Eprint arXiv:1105.2280.
- [13] H. Furstenberg and H. Kesten. Products of random matrices. *The Annals of Mathematical Statistics*, 31(2):457–469, 1960.
- [14] H. Georgii and E. Baake. Supercritical multitype branching processes: the ancestral types of typical individuals. *Advances in Applied Probability*, 35(4):1090–1110, 2003.
- [15] A. Gonzalez and R. Holt. The inflationary effects of environmental fluctuations in source–sink systems. *Proceedings of the National Academy of Sciences*, 99(23):14872–14877, 2002.
- [16] P. Haccou and Y. Iwasa. Establishment probability in fluctuating environments: a branching process model. *Theoretical Population Biology*, 50(3):254–280, 1996.
- [17] P. Haccou, P. Jagers, and V. A. Vatutin. *Branching processes: Variation, growth, and extinction of populations*. Cambridge Studies in Adaptive Dynamics. Cambridge University Press, Cambridge, 2007.
- [18] P. Haccou and V. Vatutin. Establishment success and extinction risk in autocorrelated environments. *Theoretical population biology*, 64(3):303–314, 2003.
- [19] I. Hanski and M. Gilpin. *Metapopulation biology: Ecology, genetics, and evolution*. Academic press San Diego, California, 1997.

- [20] A. Hastings and L. Botsford. Persistence of spatial populations depends on returning home. *Proceedings of the National Academy of Sciences*, 103(15):6067–6072, 2006.
- [21] J. Hermisson, O. Redner, H. Wagner, and E. Baake. Mutation–selection balance: Ancestry, load, and maximum principle. *Theoretical population biology*, 62(1):9–46, 2002.
- [22] R. Holt. Population dynamics in two-patch environments: some anomalous consequences of an optimal habitat distribution. *Theoretical Population Biology*, 28(2):181–208, 1985.
- [23] R. A. Horn and C. R. Johnson. *Topics in matrix analysis*. Cambridge University Press, Cambridge, 1994. Corrected reprint of the 1991 original.
- [24] P. Jagers. *Branching processes with biological applications*. Wiley-Interscience [John Wiley & Sons], London, 1975. Wiley Series in Probability and Mathematical Statistics—Applied Probability and Statistics.
- [25] P. Jagers. Stabilities and instabilities in population dynamics. In *Stability problems for stochastic models (Suzdal, 1991)*, volume 1546 of *Lecture Notes in Math.*, pages 58–67. Springer, Berlin, 1993.
- [26] P. Jagers and O. Nerman. The asymptotic composition of supercritical multi-type branching populations. In *Séminaire de Probabilités, XXX*, volume 1626 of *Lecture Notes in Math.*, pages 40–54. Springer, Berlin, 1996.
- [27] V. Jansen and J. Yoshimura. Populations can persist in an environment consisting of sink habitats only. *Proceedings of the National Academy of Sciences*, 95(7):3696–3698, 1998.
- [28] N. Kaplan. Some results about multidimensional branching processes with random environments. *The Annals of Probability*, pages 441–455, 1974.
- [29] M. Kot. *Elements of mathematical ecology*. Cambridge University Press, Cambridge, 2001.
- [30] M. Krkošek and M. Lewis. An R_0 theory for source–sink dynamics with application to *Dreissena* competition. *Theoretical Ecology*, 3(1):25–43, 2010.
- [31] T. Kurtz, R. Lyons, R. Pemantle, and Y. Peres. A conceptual proof of the Kesten-Stigum theorem for multi-type branching processes. In *Classical and modern branching processes (Minneapolis, MN, 1994)*, volume 84 of *IMA Vol. Math. Appl.*, pages 181–185. Springer, New York, 1997.
- [32] C. Li and H. Schneider. Applications of Perron–Frobenius theory to population dynamics. *Journal of mathematical biology*, 44(5):450–462, 2002.
- [33] J. A. J. Metz and M. Gyllenberg. How should we define fitness in structured metapopulation models? Including an application to the calculation of evolutionarily stable dispersal strategies. *Proceedings of the Royal Society of London. Series B: Biological Sciences*, 268(1466):499–508, 2001.
- [34] H. Pulliam. Sources, sinks, and population regulation. *The American Naturalist*, pages 652–661, 1988.

- [35] M. Roy, R. Holt, and M. Barfield. Temporal autocorrelation can enhance the persistence and abundance of metapopulations comprised of coupled sinks. *The American Naturalist*, 166(2):246–261, 2005.
- [36] J. Runge, M. Runge, and J. Nichols. The role of local populations within a landscape context: defining and classifying sources and sinks. *The American Naturalist*, 167(6):925–938, 2006.
- [37] S. Schreiber. Interactive effects of temporal correlations, spatial heterogeneity and dispersal on population persistence. *Proceedings of the Royal Society B: Biological Sciences*, 277(1689):1907–1914, 2010.
- [38] S. Schreiber and J. Lloyd-Smith. Invasion dynamics in spatially heterogeneous environments. *The American Naturalist*, 174(4):490–505, 2009.
- [39] E. Seneta. *Non-negative matrices and Markov chains*. Springer Series in Statistics. Springer, New York, 2006. Revised reprint of the second (1981) edition [Springer-Verlag, New York; MR0719544].
- [40] D. Tanny. Limit theorems for branching processes in a random environment. *The Annals of Probability*, pages 100–116, 1977.
- [41] B. Wilcox and D. Murphy. Conservation strategy: The effects of fragmentation on extinction. *The American Naturalist*, 125(6):879–887, 1985.