

Teaching introductory STEM with the Marble Game

Peter Hugo Nelson

Physics and Biology, Benedictine University, Lisle IL 60532
August 11, 2012; Revised September 6, 2012 and October 11, 2012

Recently there has been a call for curricular reform to plot a “learning progression” for students through the curriculum [Klymkowsky and Cooper *BAMBED* **40**, 271 (2012)]. In answer to this call, I offer the Marble Game. It provides a conceptual framework for quantitative scientific modeling skills that are useful across the science, technology, engineering and math (STEM) disciplines – at many levels. The approach actively engages students in a process of directed scientific discovery. In a Student Assessment of their Learning Gains (SALG) survey, students identified this approach as producing “great gains” in their understanding of real world problems and scientific research. Students build a conceptual framework that applies directly to random molecular-level processes in biology such as diffusion and interfacial transport. It is also isomorphic with a reversible first-order chemical reaction providing conceptual preparation for chemical kinetics. The computational and mathematical framework can also be applied to investigate the predictions of physics topics ranging from Newtonian mechanics (addressing student misconceptions by using a process of scientific discovery) through RLC circuits. To test this approach, students were asked to derive a *novel* theory of osmosis. The test results confirm that they were able to successfully apply the conceptual framework to a new situation under final exam conditions. Based on these preliminary results, I propose this innovation to include quantitative biology concepts (from the marble game) in the undergraduate curriculum - from the very first class.

INTRODUCTION

In the past decade there has been a growing movement calling for more meaningful quantitative content in the life sciences curriculum. The *Bio2010* report emphasized the growing relevance of quantitative science in addressing life-science questions and called for more mathematics, physical and information sciences to be taught to new biology students (NRC, 2003). The *Vision and Change* report (AAAS, 2011) identified 6 core competencies required for all students, including the abilities to: 1) apply the process of science; 2) use quantitative reasoning; 3) use modeling and simulation; 4) tap into the interdisciplinary nature of science; 5) communicate and collaborate with other disciplines; and 6) to understand the relationship between science and society. The recent report by the President’s Council of Advisors on Science and Technology (PCAST) goes further and calls for widespread curricular reform to develop new pathways to the STEM disciplines (PCAST, 2012). This call has very recently been reinforced by a call for a “learning progression” for life science majors through the curriculum (Klymkowsky and Cooper, 2012). In answer to these calls, I propose a new starting point for introducing quantitative content into the life sciences curriculum – the “Marble Game” (Figure 1)(Nelson, 2011b).¹ Hence, this paper is a proposal for curricular innovation to include quantitative biology concepts (from the marble game) in undergraduate physics - from the very first freshman class. As demonstrated below, the marble game provides students with a conceptual framework that supports quantitative reasoning throughout the life sciences curriculum. The marble game can be used in

physics courses before Newtonian mechanics, providing a simpler (and more biologically relevant) entry-level quantitative model. In this paper, I will illustrate this approach with evidence from my (current) upper division *Biophysics* and *Physiological Modeling* courses, but it is my contention that these materials are accessible at the introductory level (even for well-prepared high school students).

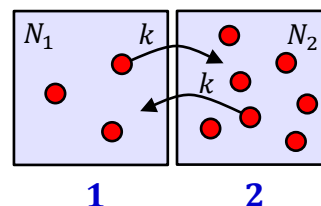


Figure 1. Schematic representation of the Marble Game. N_1 is the number of marbles in box 1, N_2 is the number of marbles in box 2, and there are a total of $N = N_1 + N_2$ marbles in the game. The figure shows an $N = 10$ marble game with $N_1 = 3$ marbles in box 1 and $N_2 = 7$ marbles in box 2. Marbles jump between boxes with rate constant k .

Physics is about quantitative scientific modeling. The basic idea is to develop a model of the thing that you are interested in and then to investigate the network of predictions that the model makes by comparing them with real-world data in a quantitative manner. In traditional physics instruction this begins with kinematics and projectile motion – but the scientific process (of investigating the predictions of kinematics) is usually ignored in traditional lecture classes. While kinematics might seem like a good place to start with physics (a ball thrown in the air is something we can all readily picture and are familiar with), there is a significant conceptual problem. Many students do not have the required

¹ © Peter Hugo Nelson 2012 pete@circle4.com
<http://circle4.com/biophysics>

conceptual framework to understand “motion” properly at a mathematical level. Position, displacement, velocity and acceleration must all be understood correctly to appreciate the physics of the problem. The distinctions between these four different vector quantities are well understood by physics instructors, but students often find it extremely difficult to distinguish properly between them, particularly when they still have trouble with the concept of assigning a letter to represent a physical variable. This can be highlighted by a simple question used in algebra-based Physics I labs: What is the acceleration of a projectile when it reaches the top of its trajectory? Most students believe that the acceleration is zero because the projectile is not moving. This is despite the fact they have already “learned” about projectile motion in a traditional lecture setting. It seems to me that the problem is that all students have a well-defined real-world understanding of what happens when you throw a ball – it goes up and then it falls down, but the mathematical (kinematic) description of that process (constant acceleration) is alien to them.

In this paper I will discuss a different starting point for modeling physical systems (the marble game) (Figure 1). It has numerous advantages over the traditional starting point, the most important of which is that students do not have any prior experience with it. Hence, they have no misconceptions that need to be corrected. In addition, the marble game provides a base model for a learning progression (Klymkowsky and Cooper, 2012; Schwarz et al., 2009) that encompasses all of the science, technology, engineering and math (STEM) disciplines. I have been experimenting with this teaching approach for 10 years and have yet to find a student who realized (even after working with it for three weeks) that the marble game is mathematically isomorphic with a reversible first-order chemical reaction (all my students were upper level life science or physical science majors who had previously taken the traditional introductory physics and chemistry sequence – including kinetics). A significant advantage of the marble game over kinematics is that there is only one variable that needs to be understood, N_1 the number of marbles in box 1. Conceptually, this variable is very intuitive. It is obtained by simply counting the number of marbles in box 1.

There is a growing movement to transform undergraduate education from a (sometimes boring) passive lecture-based process into a (hopefully fun) active-learning process based on educational research (DiCarlo, 2009). Basically the recommendation is that “we should teach the way we learn”. Students need to understand that science produces evidence-based knowledge and understanding – not just a list of declarations by some authority that that need to be accepted and memorized without any evidence. A recent promo for the Science Channel sums up this idea in two words – “question everything” <http://www.youtube.com/watch?v=IH5SQEKIGhA>.

As discussed below, the marble game includes many of the features identified by multiple inter- and multi-disciplinary reports as being desirable (AAAS, 2011; Henderson and Dancy, 2009; HHMI-AAMC, 2009; NRC, 2003; NRC, 2011; NRC, 2012). From a disciplinary point of view, the marble game *directly* illustrates at least five of the seven general physiological models applicable from the

molecular to organismal level (Modell, 2000). It also provides a prototypical model for molecular kinetic processes in biology, chemistry and physics that can be immediately applied to most biomedical engineering problems (Truskey et al., 2009). This stochastic framework is useful for modeling a vast array of processes including: nuclear decay, single-molecule dynamics, chemical kinetics, Brownian motion and diffusion, membrane transport for organelles, cells, organs, entire organisms and even evolution of populations and ecosystems. The marble game is a prototypical kinetic Monte Carlo (kMC) method that can be used to solve the master equations for stochastic processes (Markov chains). The marble game is based on kMC simulation methods that were developed independently for molecular transport processes (Nelson et al., 1991), but are isomorphic with methods developed earlier for solving the chemical master equation (CME) (Gillespie, 1977). These methods are gaining widespread adoption as a cutting-edge computational research technique for solving the CME. According to Beard and Qian “We suggest that the importance of the CME to small biochemical reaction systems is on a par with the Boltzmann equation for gases and the Navier-Stokes equation for fluids. This is a big claim...” (Beard and Qian, 2008). I agree with Beard and Qian whole-heartedly! The approach presented in this paper shows how kMC simulations can be introduced into the undergraduate curriculum in a manner that is supported by educational research.

After students have learned how to play the marble game and apply it to realistic situations such as drug elimination, they then learn how to predict the ensemble average behavior of the kMC sims using finite difference (FD) methods. These computational methods can be used in an introductory pedagogical setting instead of calculus. The marble game provides a mathematical and computational framework that can be applied to problems throughout the STEM disciplines (PCAST, 2012).

It is also my contention that the marble game addresses a set of general learning goals for students that was outlined in recent NRC reports on discipline-based education research (NRC, 2011; NRC, 2012):

- master a few major concepts well and in-depth;
- retain what is learned over the long-term;
- build a mental framework that serves as a foundation for future learning;
- develop visualization competence including ability to critique, interpret, construct, and connect with physical systems;
- develop skills (analytic and critical judgment) needed to use scientific information to make informed decisions;
- understand the nature of science; and
- find satisfaction in engaging in real-world issues that require knowledge of science.

Klymkowsky and Cooper (2012) have recently suggested that curriculum development is the most persistent obstacle to effective STEM education. The marble game provides a coherent and understandable way for students to discover for themselves the predictive power of quantitative scientific modeling – in an active learning environment. The marble game also provides a foundation upon which students can

build their own conceptual framework through a process of deliberately practicing the scientific method (Deslauriers et al., 2011). The marble game approach provides a self-contained conceptual progression that can lead students to a realistic understanding of what is possible with quantitative scientific modeling. Student evaluations of these materials clearly indicate that they have learned both metacognitive and procedural skills after working with the modules. I believe that the marble game provides a pathway to mastery of the molecular level understanding of biological systems that is critical for students to appreciate the power of quantitative modeling and simulation in science. In addition, students are introduced to the basics of programming (i.e. algorithm development) and finite difference methods that can be used instead of traditional calculus. These approaches more accurately reflect the quantitative methods actually used by practicing engineers and scientists. As one anonymous peer reviewer reported after reading an earlier version of the diffusion module (Module 5) the approach “amounts to teaching calculus without calling it that.” In fact, students without calculus have been able to successfully complete Module 5 even though the transient diffusion problems they were able to solve (from scratch) are only considered in advanced calculus courses (e.g. Fourier analysis – fifth semester calculus).

It is perhaps ironic, but even though our students now use computing devices much more than we ever did, they actually know much less about basic programming. Increasingly user-friendly interfaces have separated students from the basics of traditional structured programming and algorithmic thinking. In the marble game approach, students write and then implement their own algorithms starting with a blank Excel spreadsheet. The pedagogical approach presented in the modules does not use any computational black boxes. (In my experience, students have much more trouble with correctly writing their algorithm (in pseudo-code) than with implementing it in Excel.) This provides students with an introduction to programming and computer science in an engaging manner that may provide an alternate pathway to STEM disciplines (as called for in a recent PCAST report (PCAST, 2012)).

METHODS

The materials discussed in this paper were originally developed for two courses *Biophysics* (a 300-level course cross-listed in biology, chemistry and physics) and *Physiological Modeling* (a 300-level biology elective). The teaching materials are in the form of a self-contained series of self-study guides (modules) that can be used for both courses. The modules include *optional* calculus sections that are not required for the *Physiological Modeling* course. The pedagogical framework is not calculus-based in the sense of introductory physics courses and all of the materials are accessible to students without calculus. The optional calculus sections make a connection between the finite difference approach used in the modules and the traditional calculus approach – for example see Module 3. Modules 1 and 2 have been peer reviewed by the Archive Board of the American Physiological Society (APS) (Nelson, 2011b; Nelson, 2011c). Module 3 has been posted for peer review (<http://circle4.com/biophysics/modules/>). An earlier

<http://circle4.com/biophysics>

version of Module 4 (without the marble game framework) was peer reviewed as part of the uScience Inaugural Collection at MedEdPORTAL <https://www.mededportal.org/publication/8081>. It is the primary thesis of this paper that these introductory materials should be placed at the beginning of the quantitative curriculum prior to (or at the same level as) general biology and chemistry.

Module 1 – The Marble Game

As shown in Figure 1, the marble game has 10 marbles distributed between two boxes. A ten-sided die is used to decide which marble next jumps to the other box as a result of random Brownian motion. The amount of physical time Δt that elapses between turns is determined by the rate constant k and the total number N of marbles in the game. The number of marbles in box 1 N_1 varies randomly at each turn of the game according to the following rule:

Marble Game Rule: Roll the ten-sided die. If you rolled a number *greater than* N_1 , then move a marble from box 2 \rightarrow 1, otherwise move a marble from box 1 \rightarrow 2.

Despite its apparent simplicity, the marble game can be used as a foundation for a conceptual framework that can be applied across the STEM disciplines as outlined below (Ghosh et al., 2006).²

Brownian Motion The basic move in the marble game is the *unbiased* jump of a marble from one box to an adjacent box (Figure 2). The marble represents one of the molecules that we’re interested in (e.g. O_2) and the boxes represent two tiny regions. In the simplest case, the two boxes could represent two (essentially identical) adjacent regions of intracellular fluid (cytosol) or they could represent two different regions separated by a membrane (e.g. interstitial fluid and cytosol). Because of random thermal motion, all of the molecules in the two boxes are constantly being jostled by their neighbors. The net result is a passive process that jiggles molecules randomly in all directions. This Brownian motion is the physical mechanism for the jumps between the boxes in the marble game.

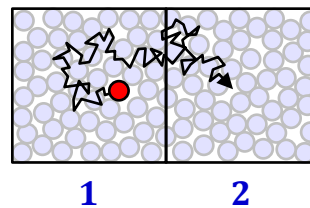


Figure 2. Schematic representation of the physical basis for the marble game. Because of random thermal motion, all the molecules are jiggled around constantly. If we focus on a single tagged molecule, this jiggling produces Brownian motion. The black line is a “snail trail” of one possible trajectory that moves the molecule from box 1 \rightarrow 2. The net effect of this trajectory is that the molecule jumps from box 1 \rightarrow 2 during a short period of time Δt .

² The marble game model is a kMC variant of Ehrenfest’s “dog-flea” model introduced in 1907 (Ghosh et al., 2006).

In Module 1, students are guided through implementing the marble game in an Excel spreadsheet. As students don't know what to expect from the game, it makes an ideal vehicle for engaging students in inquiry-based learning. In the modules, students are asked leading questions – designed for them to discover for themselves what the marble game can tell them about how molecules behave in biological systems. In Module 1, students discover that equilibrium is a dynamic process and that random Brownian motion is responsible for Fick's law of diffusion. Fick's law is then used to explain the enhancing roles of hemoglobin and myoglobin in the O₂ cascade, and why glycolysis enhances glucose transport into cells.

During the second class period of *Biophysics*, I introduced students to a physical representation of the marble game using a ten-sided die, ten marbles and two boxes. Each student played their own copy of the game by rolling the die and moving the marbles by hand. To test that students really understood the marble game, I then went around the class getting each student to roll the die and then call out their new value for N_1 (the number of marbles in box 1). The whole class was responsible for checking that every student used the rule correctly. These results were automatically plotted in Excel and the *ensemble average* of the whole class was also plotted.

Module 2 – Algorithms

In Module 2 students learn how to assign physical parameters to the marble game and to write a formal kMC algorithm for planning how to implement it in an Excel spreadsheet. This process provides a procedural framework for the remainder of the modules. Students then investigate how the marble game properties depend on system parameters. By adjusting these parameters, the marble game simulation can be used to model physiological systems ranging from the size of a single molecule up to the entire human body. In the final part of the module, students develop a kMC sim of drug elimination and graphically compare its predictions with the one-compartment pharmacokinetic model and experimental results for elimination of acetaminophen (TYLENOL®) using a semi-log graph. Along the way, students also learn how to plot functions and shapes in Excel – a skill that is useful for enhancing graphs by visually representing additional information such as the drug elimination half-lives.

Module 3 – Finite Difference Methods

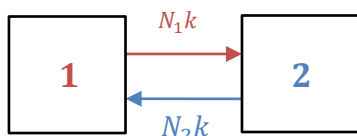


Figure 3. Finite difference (FD) diagram of the marble game. Arrows indicate the average rate at which marbles jump from box to box. It is important to note that the rate is proportional to the number of marbles in the originating box.

In Module 3 finite difference (FD) methods are introduced using the marble game kMC sim as an example – see Figure 3. k is the jump rate constant for an individual marble in the

marble game. This is a first-order rate constant – analogous with those used in general chemistry. It represents the *unbiased* Brownian motion of the simulated molecules. In the FD formulation N_1 and N_2 now represent the *ensemble average* state of the system at a particular time. Hence, the ensemble average rate of jumps from box 1 → 2 is N_1k , i.e. the number of marbles in box 1 multiplied rate at which each one jumps. The arrows indicate these ensemble average (unidirectional) rates. During a short time interval δt , the net change in the number in box 1 δN_1 is indicated by the sum of the two arrows touching box 1. By inspecting the FD diagram, students can write their prediction for how the ensemble average changes with time

$$\delta N_1 = -N_1k\delta t + N_2k\delta t \quad (1)$$

which can be rearranged as

$$\delta N_1 = k\delta t(N_2 - N_1) \quad (2)$$

Equation (2) is the FD equation for the marble game. By implementing this FD method in a spreadsheet, students are able to *test the hypothesis* that the FD model *predicts* the ensemble average behavior of their previously developed kMC sim. Figure 4 shows an example of the type of graph that students are expected to produce. In this graph, $x_1 = N_1/N$ is the fraction of marbles in box 1. The kMC sim data are “live” so that every time students press the F9 key (or DELETE in a blank cell) the kMC series changes to a statistically independent sample from the ensemble. By answering a series of directed questions, students then discover how system properties vary with time t and the system parameters (total number of marbles N , the jump rate constant k and the initial condition (starting fraction in box 1)).

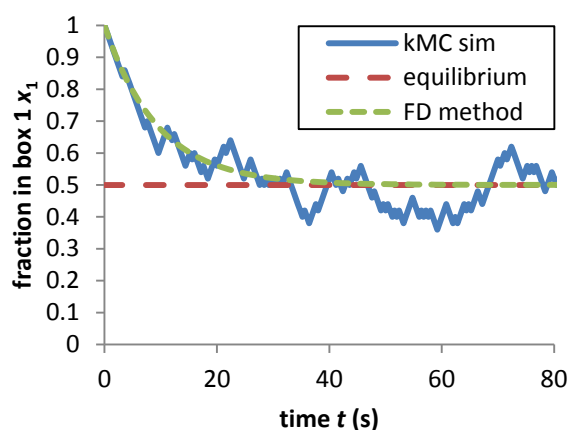


Figure 4. Excel 2010 chart showing the approach to equilibrium of the marble game. The graph allows visual comparison of a kMC simulation with the FD model prediction for a system with $N = 50$ and $k = 0.05 \text{ s}^{-1}$.

Thermodynamics from Kinetics The general condition for steady-state is that the properties of the system do not change with time. Hence, by setting the change δN_1 in equation (2) to zero, students can derive the equilibrium (thermodynamic) state of the marble game, i.e. $x_1 = 1/2$ at

equilibrium (independent of the starting configuration or the jump rate constant or number of marbles N of the particular system).

The FD method is then used to predict the behavior of a normalized order parameter u . An analytical solution for $u(t)$ is also presented. Students graphically compare the predictions of the FD model and the analytical solution for various timestep sizes in the FD method and then discover that the accuracy and stability of the FD method depend on the size of the timestep. In an *optional* calculus section, students see how the analytical solution can be derived from the FD formulation.

The FD method is then applied to blood plasma oxygenation. Students discover that the concentration of oxygen dissolved in blood plasma reaches equilibrium with the gas in the lungs within milliseconds of reaching an alveolar capillary. The equilibrium amount of dissolved oxygen is predicted by the FD model and students discover that this model explains the origin of using oxygen partial pressure P_{O_2} as a measure of oxygen concentration (chemical potential) in blood plasma.

Complete Module List - Biophysics

Modules 1-3 (described above) provide the conceptual (and procedural) foundation for the rest of the modules. Below is the full list of modules that were used to deliver the course content in *Biophysics* (Spring 2012). Module 4 is an introduction to data analysis and the rest of the modules present more “advanced” topics that may be addressed using the marble game approach.

1. Introduction - marble game
2. Algorithms and pain relief
3. Finite difference method and oxygen
4. Model validation and penicillin
5. Diffusion - spread it around
6. Saturation and least-squares fits
7. Newtonian mechanics
8. Equilibrium distributions - marble game redux
9. Kinetics of the marble game - Poisson processes
10. Molecular dynamics
11. Membrane voltage - electrical polarization
12. Ion channels - voltage-dependent permeases

Osmosis (Final Exam Question)

This section of the paper serves double duty. 1) It provides a concrete example of how the marble game approach can be applied to more advanced topics; and 2) it outlines the actual final exam question that was used to evaluate whether students could apply the model development skills they learned in the course to a situation that they had not seen before. Basically, the question is “Can students apply the modeling process they learned to a novel problem under exam conditions?”

In this context-rich exam question, the students were presented with a marble game model of water transport across biological membranes (osmosis) (Figure 5). The importance of this critical factor in physiology was motivated by an extreme example - the woman who died in Sacramento after a water drinking contest called “Hold Your

Wee for a Wii”. The cause of death was electrolyte and internal pressure imbalances caused by osmosis. Using the approach they learned in the modules, students developed a *novel* marble game model of osmosis and then discovered how it can explain the large pressures that can result from placing tissues in contact with pure water. In this model the concentration of water in each box is designated c_1 and c_2 . For pure water $c_2 = [H_2O]_{\text{pure}} = 55.6 \text{ mol/L}$. If solutes are added to pure water, this “dilutes” the water and the water concentration goes down. The (effective) concentration of water in normal tissue is about $c_1 = 55.3 \text{ mol/L}$, corresponding to a solute osmolarity of $55.6 - 55.3 = 0.3 \text{ Osm/L}$.

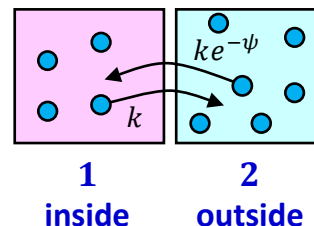


Figure 5. Pressurized marble game. The inside box is at a pressure ΔP higher than the outer box. The parameter ψ is given by equation (5).

The lipid bilayers that form biological membranes are virtually impermeable to water molecules. As a result, most biological membranes contain water channel proteins (aquaporins) that allow *only* water molecules to pass (Zhu et al., 2004). When a water molecule moves from low to high pressure, mechanical work must be done to push it against the pressure difference. Students were then reminded that in Physics I they learned that mechanical work is Force times distance $W = Fd$. If that mechanical work was done against a fluid, then the work done is $W = \Delta P \delta V$, which is (hydrostatic) pressure difference ΔP times the small volume δV moved - see Figure 6.

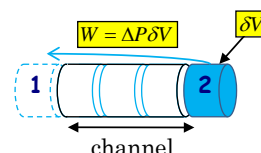


Figure 6. Schematic diagram of an aquaporin (water channel). The net effect of an inward jump is the transfer of a volume of water δV (the volume of one water molecule) from box 2 \rightarrow 1. This volume of water moves through a pressure difference ΔP .

The schematic energy diagram in Figure 7 shows a simplified diagram of how the water energy changes during the net transfer of a single water molecule through the channel.

$$W = \Delta E = \Delta P \delta V \quad (3)$$

where δV is the volume of one water molecule. Equation (3) represents the mechanical work that has to be done (by random thermal motion) in moving a water molecule from outside to inside the cell through the positive pressure difference ΔP .

In an analogous manner to Module 11, the red (left-to-right) arrow represents downward jumps that have a rate constant k for any (positive) pressure difference ΔP .

However, because the reverse step in Figure 7 the blue (right-to-left) arrow represents an upward jump with an inward jump rate constant of

$$k_i = ke^{-\psi} \quad (4)$$

where we have defined a dimensionless energy difference

$$\psi = \frac{\Delta P \delta V}{k_B T} \quad (5)$$

which is the ratio of the mechanical work done (energy difference ΔE) to the thermal energy $k_B T$ (Boltzmann constant times absolute temperature). $e^{-\psi}$ is a pressure Boltzmann factor representing the fraction of water molecules attempting to move from box 2 \rightarrow 1 that have enough energy to push another water molecule over the energy barrier (of size ΔE).

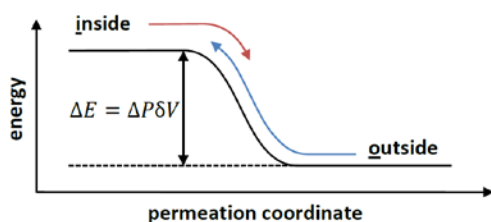


Figure 7. Simplified schematic energy diagram of a water (H_2O) molecule passing through an aquaporin. The diagram shows a situation where the (hydrostatic) pressure is higher inside the cell by an amount ΔP . The water molecule has a volume δV and the positive membrane pressure ΔP raises the water molecule's energy by $\Delta E = \Delta P \delta V$ when it moves from outside to inside.

In the question, students were reminded that the energy diagram (Figure 7) is similar to the energy diagrams they saw in Module 11. Students were also given the value of $\delta V = 2.989 \times 10^{-29} \text{ m}^3$ for the volume occupied by a single water molecule.

Students were then asked to answer the following questions:

Q.1 (i) When the transmembrane pressure difference ΔP is zero, what does equation (4) simplify to? **(ii)** How does this zero pressure difference situation compare with the original marble game?

Q.2 At a normal body temperature of $T = 310 \text{ K}$, **(i)** calculate the corresponding value of ψ for a pressure difference of $\Delta P = 1 \text{ atm}$. **(ii)** What fraction of uphill jumps are successful? *Hint:* You will have to be *very careful* with the units you use.

Q.3 Write a kinetic Monte Carlo (kMC) algorithm to simulate the two-box system. (Students were given values for the required physical parameters ΔP , k , T , etc...)

Q.4 Draw a properly labeled FD diagram of the system.

Reminder: To get full credit in the following questions, you must show all your working in the manner outlined in Module 2 and Module 3.

Q.5 Show that the finite difference equation for change in c_1 during a short time δt is given by equation (6).

$$\delta c_1 = k(c_2 e^{-\psi} - c_1) \delta t \quad (6)$$

Q.6 By using the condition for equilibrium, show that the equilibrium ratio of concentrations is given by equation (7)

$$e^{\psi} = \frac{c_2}{c_1} \quad (7)$$

Q.7 The (effective) concentration of water in normal tissue is about $c_1 = 55.3 \text{ mol/L}$. Using equation (7) calculate the equilibrium pressure difference between tissue and pure water.

Q.8 Your answer to Q.7 should have been about 800 kPa. Convert 800 kPa into atmospheres (atm) and pounds per square inch (psi).

Q.9 Compare your answer to Q.8 with 32 psi, which is the recommended pressure for the tires of a small car.

Q.10 (extra credit) Briefly explain in physiological terms how what you discovered in Q.9 might explain the Sacramento woman's death.

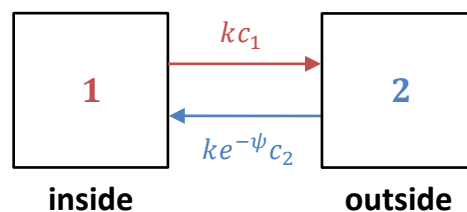


Figure 8. Model answer to final exam Q.4 - an FD diagram of the pressurized marble game representation of osmosis. The parameter ψ is given by equation (5).

Students were expected to write out their answers (showing all work) in the spaces provided on the exam sheet. For example, a model answer for Q.4 is shown in Figure 8. In this FD diagram, the actual rate must be indicated next to the appropriate arrow. Specifically, the outward jump rate is proportional to c_1 and the inward jump rate is proportional to c_2 .

The use of the "show that" style of questions allows students who (for example) were unable to successfully derive equation (7) to nevertheless be able to answer the questions that follow. A similar style of questions is used in the modules. The osmosis module is not yet complete, but my plan is to base the introduction on this exam question.

A Kinetic Model of Osmosis It is common for instructors of undergraduate physiology to describe osmosis as the "diffusion" of water between two compartments. The (thermodynamic) driving force for the motion of water from low to high *solute* concentration is explained as being caused by the "diffusion" of water from high to low *water* concentration (Baierlein, 2001; Zhu et al., 2004). It is a significant advantage of the marble game approach that it provides a quantitative model consistent with this traditional explanation of osmosis.³ However, there is an apparent

³ This conceptual model can be made rigorous by adopting the "tendency to diffuse" or "rate of change" meaning of chemical potential (Baierlein, 2001). If properly constructed, the jumps between boxes in the marble game (Helmholtz ensemble) representation of osmosis will reach equilibrium when the chemical potential of the water molecules is the same in each box, similar to a

controversy. The analogy between osmosis and diffusion has recently been characterized as a misconception that fails to make the correct quantitative predictions (Kramer and Myers, 2012). Hence, it is important to show that the marble game model really does produce a quantitative model that is consistent with well-known thermodynamic principles.

In answer to Q.7, students were expected to derive equation (8)

$$\Delta P = \frac{k_B T}{\delta V} \ln \frac{c_2}{c_1} \quad (8)$$

This equation is the osmotic analogue of the Nernst equation (equation (12) below). To date, I have not been able to find equation (8) in the research or pedagogical literature. If the concentration ratio is replaced with the activity ratio and the activity of pure water is set to $a_2 = 1$, equation (8) reduces to equation (9.3.13) in Truskey *et al.* (2009) that was derived based on traditional thermodynamic arguments. As they show, this (generally applicable) equation reduces to the more familiar van't Hoff equation for the osmotic pressure π in the limit of a dilute solution

$$\pi \approx c_s RT \quad (9)$$

where c_s is the solute concentration and R is the gas constant. The van't Hoff equation is a good approximation to the more thermodynamically accurate equation (8) over the physiologically relevant range. For example, at an osmolarity of 1 Osm/L (the approximate osmolarity of sea water) the difference between them is less than 1%. Hence, we can see that the marble game approach provides an intuitive model of osmosis that is thermodynamically sound and reduces to the standard equation (9), but also provides a kinetic (diffusive) explanation for osmosis within the conceptual framework provided by the marble game. The key to its quantitative explanation of osmosis is that the pressure Boltzmann factor in equation (4) provides for the required "rectification of Brownian motion" through the channel (Kramer and Myers, 2012; Nelson, 2007).

The marble game model of osmosis (Figure 5) is directly analogous to that used in Module 11 for permeation of ions across lipid bilayer membranes through ion channels. The permeation mechanism (Figure 6 for osmosis) can be replaced with FIG. 1 of (Nelson, 2011a) for ion channels. The energy diagram (Figure 7) is the same for ion permeation, except that the mechanical work W is replaced with electrical work W_{elec} .

$$W_{\text{elec}} = \Delta E_{\text{elec}} = qV_{\text{mem}} \quad (10)$$

In equation (10) q is the charge of the ion (e.g. K^+) and V_{mem} is the (positive) membrane voltage. In that case, the system is also characterized by a dimensionless energy difference

$$\psi = \frac{qV_{\text{mem}}}{k_B T} \quad (11)$$

and $e^{-\psi}$ is an electrical Boltzmann factor.

Electrical equilibrium is defined by equation (7) (with ψ now defined by equation (11) and with c_1 and c_2 representing the permeant ion concentrations in boxes 1 and 2 respectively). An algebraic rearrangement of equation (7) then results in the Nernst equation.

$$V_{\text{mem}} = \frac{k_B T}{q} \ln \frac{c_2}{c_1} \quad (12)$$

To my knowledge, this kinetic model of ion permeation (analogous to the osmosis model discussed above) was first described by Armstrong for an ideally thin membrane (Armstrong, 2003). This thin membrane model can be extended to concerted permeation mechanisms such as the one illustrated in Figures 6 and 7 using a recent theoretical framework (Nelson, 2003; Nelson, 2011a) that explains ion channels as voltage-dependent permeases.

Teaching Method

The teaching method used for the *Biophysics* course (Spring 2012) was a "flipped classroom" or "inverted classroom" (Gannod *et al.*, 2008; Lage *et al.*, 2000) – an extreme version of the "learn before lecture" method, which has been shown to improve student performance (Moravec *et al.*, 2010). In most flipped classrooms, students watch video lectures (e.g. from Khan Academy www.khanacademy.org (MacIsaac, 2011)) at home and then work on problem-solving or "homework" in the classroom. *Biophysics* used a modified flipped classroom method with no formal lectures. All course content was presented to students in the form of module PDF files that were posted online before class. The modules are self-contained study guides that include inline questions intended to engage students in discovery-based activities (for an example of the style, see the description of the osmosis final exam question above and Modules 1, 2 and 3 – available at circle4.com/biophysics). Specific questions contained in the modules were assigned (in advance) for each class for a small amount of credit. Students were required to make an initial attempt at these questions before each class period and then to submit their draft answers as a MS Word document before class. These initial answers were then assigned full "attempt credit" if it appeared that the student had made a good-faith attempt to answer the questions. Use of this attempt credit greatly enhanced student preparation for the in-class problem solving activities. I have taught *Biophysics* and *Physiological Modeling* for a combined total of 14 semesters and this innovation was by far the most successful strategy for getting students to come to class well prepared.

Class time (in a computer lab room) was used for students to work on the modules in small self-assembled groups. The only times I interrupted the whole class was when there was an issue with a module that seemed to be of general applicability. In that case, I would give an impromptu mini lecture on the topic (these usually related to algorithm development).

Evaluation methods

Complete answers to the modules were due every week on the Monday following the previous week's in-class activities.

more realistic simulation of an aquaporin (Zhu *et al.*, 2004). A similar approach is also commonly used in physiology to describe the chemical potential of dissolved oxygen in terms of a "partial pressure" of O_2 dissolved in blood plasma (Module 3).

To encourage students to get a head start on the next module over the weekend, students were given extra-credit (nearly 10%) for turning in the complete Module by midnight on Friday night (I did receive assignments at 11:58 pm). The primary formative evaluation of these materials has been direct interaction with students working through the module questions in class. The completed modules then provided more anecdotal evidence for the effectiveness of the modules (which was overwhelmingly positive). This evidence was further supported by two midterm tests that used a question style similar to the osmosis final exam question outlined above.

The quantitative evidence presented below is based on results from *Biophysics* (Spring 2012) ($N = 13$ students). The first is a short-answer pre-post test of key concepts (the pretest was conducted on the first day of class and the posttest was included in the final exam). I also present the data from student answers to the osmosis final exam question. Finally, a Student Assessment of their Learning Gains (SALG) survey (www.salgsite.org) (Seymour, 2000) was administered after the final exam, but before final grades were posted. *All student comments were extracted verbatim and in their entirety* from the open-text response portion of the SALG survey. The results are presented below in a similar manner to Casem (2006).

RESULTS

The following results are preliminary, but indicate the effectiveness of the approach for teaching students a coherent conceptual framework using self-contained modules.

Pre-Post Test

As evidence that students learned the concepts presented in the modules, I performed a simple short answer pre-post test comprising the following questions.

1. What is equilibrium?
2. What causes diffusion?
3. What is the Nernst equation?
4. What is the molecular *cause* of Fick's first law? In other words, why do molecules move (on average) from high to low concentration?
5. Why does the Nernst potential depend on the logarithm of concentration?

For the purposes of evaluation, student answers were assigned a score based on whether the student volunteered an answer that indicated a correct concept – see Figure 9. For the equilibrium question, full credit was assigned if the student offered that the forward and reverse rates are equal (or otherwise indicated that equilibrium is a dynamic process). If students answered that the concentrations were balanced or that the reaction was complete their answer was assigned half points (no indication of a dynamic process). For the diffusion question, “concentration gradient” or “difference in concentration” was correct. In the pre-test no students identified “Brownian motion” whereas 4/13 students included this in the post-test answers. For the Nernst equation question, a mathematical equation or a

verbal description of it was correct. “A thermodynamic equation” received half points. For question 4, the correct concept was “Brownian motion” or “random motion”. Common misconceptions such as “molecules go where they are needed”, “molecules do not want to sit next to each other and therefore spread out as evenly as possible”, “going from high to low gives the molecules more space” and “there is less force on the molecules when they are less crowded” earned zero points. For question 5, the correct concept was either “the Boltzmann factor” or “entropy”. The results for all of these questions show substantial improvement, indicating the effectiveness of the approach.

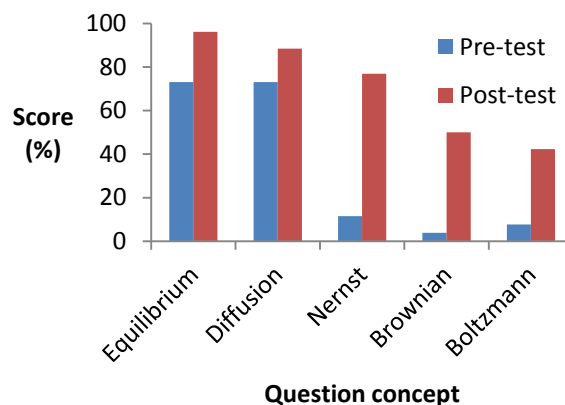


Figure 9. Pre-post test data for *Biophysics* (Spring 2012). The average student score ($N = 13$) for each conceptual question is shown as a percentage for each open-ended conceptual question.

Osmosis – Final Exam Question

In the *Biophysics* final exam, students were expected to develop a *novel* model of osmosis (from scratch) as 30% of a two-hour closed-book-with-cheat-sheet final exam. Osmosis is a concept that is well-known in the pedagogy literature as being a difficult subject that involves many student misconceptions (Ben-Sasson and Grover, 2003; Kramer and Myers, 2012; Meir et al., 2005; Odom, 1995; Tekkaya, 2003). During the semester we did not cover osmosis at all. As part of this final exam question, students were asked to: write a kMC algorithm; draw a properly labeled finite difference diagram (from a marble game representation); derive a finite difference equation; derive the equation for osmotic equilibrium; solve that equation for the osmotic pressure; calculate a numerical osmotic pressure value for tissue; and then perform a unit conversion (into atmospheres) (Methods). Results are shown in Figure 10.

Poor results on the kMC algorithm reflect the fact that writing a complete kMC algorithm (using the Metropolis algorithm (Metropolis et al., 1953)) is a difficult (high Bloom order - creative) process. This was compounded by the fact that the question format presents a physical situation to students and they have to distinguish between two representations kMC (stochastic) followed immediately by FD (deterministic) – many students (5/13) answered the algorithm sub-question as if the whole question was about the FD modeling technique. Results for the next three questions are extremely encouraging. They show that 11/13 students were able to correctly construct an FD diagram from the marble game representation, 13/13 were able to correctly

derive the FD equation and 12/13 were able to correctly derive the thermodynamic equation for osmosis. To summarize, at this point, students (through a series of directed questions) have correctly derived a *novel* theoretical model for osmosis – equation (7), based on a marble game representation of the problem – see Figures 5 – 7. If students understand how they got to this point, then they have a working kinetic and thermodynamic model of osmosis that is based on the marble game conceptual framework.

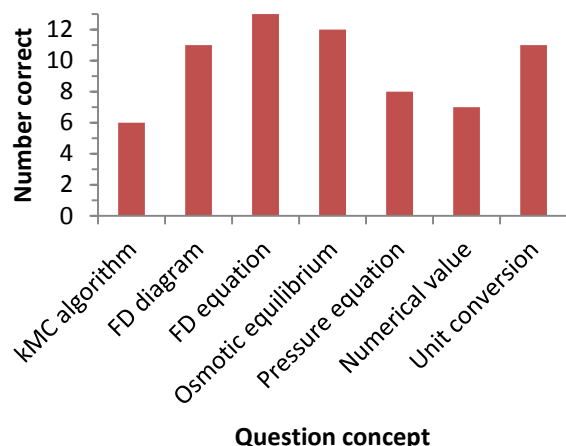


Figure 10. Number of correct student answers ($N = 13$) for 7 parts of the osmosis final exam question.

The remaining parts of the question are similar in level to what might be asked in a traditional introductory (algebra-based) physics course – solving for something in the exponent of an exponential function and then solving two simultaneous equations for the pressure equation. The numerical value question is basically “plug and chug” at the introductory (algebra-based) physics level. The unit conversion question is at the high school level. All of these introductory level questions had lower scores than the questions relating to student understanding of how to apply the conceptual framework provided by the marble game to a novel situation, indicating that the effectiveness of the marble game approach.

SALG Survey

Modules are Self-contained Student comments (below) clearly confirm that that the subject matter of the course was presented in the form of self-contained self-study modules. The flipped classroom teaching method served as an excellent vehicle for testing the effectiveness of the modules as stand-alone teaching materials, but provided students with the safety net of group work and personalized instructor assistance. Student responses highlight both the benefits and the disadvantages of this instructional approach. A significant advantage is that it can accommodate differing student expectations and learning styles. Most students clearly enjoyed the group work during class time in the computer lab. However, a small number of students expressed comments indicating that they would rather work on the modules independently in a traditional classroom environment.

“I am not sure about the resources we used. All we used were the modules.”

“This class was not taught at all. It was self-taught. I wish there was more lecture. I like it when Dr. Nelson lectures :”(

“The modules allowed for a very self-directed learning style which I feel allowed me to absorb the material better.”

“It was very hands on and I liked that”

“The self-directed approach made it easier for me to learn.”

“Completing the modules helped my learning tremendously. Everything else during class was not really useful since we didn't really do anything in class.”

“We all collaborated and helped each other understand what to do for the modules.”

“I liked the way we made small groups and everybody helped each other with graphs.”

“WE worked together and figured out things we couldn't have alone. It took a lot less time too when we helped each other”

Study and Skills Development Because of the flipped classroom environment, students were forced to actually read the modules to be able to complete the daily and weekly assignments. This served the purpose of testing whether the materials could be used as a stand-alone resource. A flipped classroom is clearly not the only possible teaching method (Baldwin, 2009; Bybee and Westbrook, 2006; Felder, 1998; Froyd, 2008; PCAST, 2012; Tanner et al., 2003).

The comments below illustrate student reflections on how their study habits and skills changed as a result of the course. (I found the last comment to be particularly memorable.)

“Doing algorithms over and over again! Of course having parts of the modules due before each class really helps to keep us on our toes and not to leave the whole module to do last minute.”

“Reading the modules is a bit tough, it takes two or three times to read it over before the message really sinks in. The skills I have acquired I know will really help me with analyzing my research data.”

“I had to learn how to use my time wisely.”

“More critical reading skills.”

“A lot of skills in validating a model and statistics.”

“This was the most independent studying I did at BU, so it increased by confidence in independently studying.”

“don't leave the work to the last second anymore. keep up with a steady amount of work to make sure it gets done”

“Reading is key. Procrastination is very bad. Understanding is more important than memorizing.”

Interdisciplinary Conceptual Framework Student responses below reflect their understanding that the marble game approach can provide a (well-organized) unifying conceptual framework that is an intrinsically interdisciplinary learning progression (Klymkowsky and Cooper, 2012; Schwarz et al., 2009). The first comment reflects student assessment that the first three modules could work at the introductory level. The last comment summarizes the transformative effect on one student's worldview.

“The module on after another was a bit intense. The first two or three modules definitely could be implemented into University physics I/II so that when students start biophysics they can pick right up from there. This may leave time in the semester to actually discuss the modules so that students can fully understand the “about what you discovered” sections.”

“Everything integrated really well together”

"very organized and learned great stuff and gained lots of knowledge"

"I have understood a lot of stuff that I was confused about in other classes."

"...I would absolutely take another class in Biophysics. This class teaches you the actual dynamics of what you learn in physio. It is a very interesting subject."

"My Excel knowledge and techniques has greatly improved. The different physiological modeling done in the modules has helped me to understand what is actually going on in our bodies. It is a very unique way to teach physics and physio."

"Many different topics can be used to present in the same way, and many topics in the sciences are very interconnected."

"I was able to develop a stronger understanding of the fundamental basis for a lot of larger concepts. This significantly enhanced my understanding of those larger concepts."

"we got to know how things works actually rather than reading int the books"

"The algorithms have helped me create a new method of viewing relationships and remembering data"

"Excel techniques for sure! But the algorithms help to organize the thought process of trying to do step by step equations. That thought process and organization I will definitely take with me."

"Algorithms and the style of thinking by breaking everything down."

"i found it interesting how biological systems and patterns could be predicted and observed using algorithms and physics"

"It will help me a great deal in future kinetics classes and situations"

"I never knew models could apply to virtually any process given the right algorithm. This is crazy!!!"

Scientific Research Applied to Real World Perhaps the most satisfying aspect of the results from the SALG survey is that students assessed that they had made great gains in their ability to perform real (quantitative modeling) scientific research, see Table 1. I consider it significant that students perceived that their learning gains were greater for real scientific research and real world issues than for other classes. Student's written comments (below) also support the assertion that students perceive that the materials relate to real world issues and scientific research. Students also identified specific methods used the course that they perceived as relating to real scientific research.

Table 1. Results for the SALG question:

As a result of your work in this class, what GAINS DID YOU MAKE in your UNDERSTANDING of each of the following?

Question	Rating
How ideas from this class relate to ideas encountered in other classes within this subject area	4.2
How ideas from this class relate to ideas encountered in classes outside of this subject area	3.7
How ideas from this class relate to real scientific research	4.5
How studying this subject area helps people address real world issues	4.5

"The intense/careful reading of the modules has definitely helped me to read scientific material better. Excel techniques have definitely improved as well and can be applied to data analysis."

"i can make an algorithm and implement it into excel to determine what the actual data would do compared to the theoretical model used to fit the data"

"I can work with excel really well as a result of this class and understand the importance of algorithms to scientific models"

"Biophysics323 is a unique research-based class that teaches you real-life research skills in building models, testing them, and constructing publication-quality graphs on Excel."

"This class taught me methods that are very useful in my research. In fact, I would guess that there is no other class quite like this in its unique approach to teaching you how to be a scientific researcher and biophysicist."

Student Assessment of Learning Gains by Module In the SALG survey, students rated "Graded assignments (overall) in this class" as being of great help to their learning (mean 4.6 with 8/12 reporting "5:great help"). Rankings for the individual modules appear to fall into two categories (Figure 11). Modules 1-4 had a mean of 4.8 with (an average of) 10/12 students reporting "5:great help" to their learning. The later Modules 6-12 were generally ranked lower (mean 3.8 with 4/12 students reporting "5:great help" to their learning and with 4/12 students reporting "4:much help" to their learning. These two categories correlate with the state of development of the modules. Modules 1-4 are in close to final form, whereas the rest of the modules are still under development. Consistent with this trend, the two lowest rated modules 7 and 10 were presented for the first time in *Biophysics* (Spring 2012). The module development cycle that I am using is based upon on constant formative assessment by my students. I assign a module for them to work on and during the problem solving sessions I get direct feedback, usually about what is unclear, or does not make sense to the students. In the course of explaining the concept or question to the students, I often discover a better way to write that part of the module.

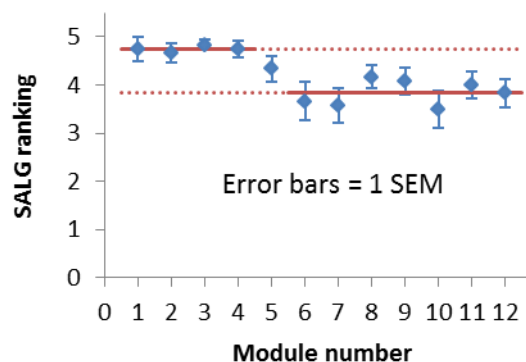


Figure 11. Student evaluations of the course material by module. SALG ranking is on a 5-point scale and the errors bars indicate one standard error of the mean value (SEM). The distribution of rankings is bimodal with students ranking the first 4 modules higher than the last 7, perhaps reflecting the state of development of the modules (see text).

DISCUSSION

The marble game provides a new starting point for teaching quantitative modeling across the STEM disciplines. By using a series of self-contained self-study guides (modules) (circle4.com/biophysics), students are able to implement the marble game in an Excel spreadsheet. Students are then able to engage in a process of directed scientific discovery that students identified as strongly relating to real world problems and real scientific research. The conceptual framework developed in the modules is intrinsically

interdisciplinary and the study skills learned by students are foundational to success in all of the STEM disciplines.

Despite the simplicity of the marble game (one repeated rule), it provides a computational framework consistent with the chemical master equation (Gillespie, 1977; Nelson et al., 1991). This framework is useful for modeling physical processes ranging from single-molecule binding, through Brownian motion and diffusion, membrane transport for organelles, cells, organs, entire organisms and even evolution of entire populations and ecosystems. Because students do not know what to expect from the marble game, it provides them with an inquiry-based introductory experience based on interpreting graphical data to discover how a system works – without being burdened by the misconceptions caused by their pre-existing non-mathematical worldview of Newtonian mechanics. The marble game authentically reproduces the jumps produced by random Brownian motion and students discover for themselves that this randomness is the reason for Fick's (first) law of diffusion and that the same random jumps produce a dynamic equilibrium. The marble game thus provides an ideal vehicle for introducing randomness in the life sciences curriculum (Garvin-Doxas and Klymkowsky, 2008).

In Module 2 students discover the basics of algorithmic thinking. The results of the SALG survey clearly show that students understood the importance of this new conceptual paradigm. Students learn to distinguish between variables (representing the current state of the system) and parameters (which change the entire game being played). Students discover the physical meaning of the jump rate constant and its connection to the physical properties of the kMC sim and the real system that it is simulating. Today's students know a great deal about computers – except for how to program them! The survey results confirm that the skill of learning how to write an error-free algorithm is probably the *most difficult skill* for many students in these modules, particularly if they had no prior programming experience. An algorithm represents an abstraction of a procedure and thus represents a new way of thinking that many (older) students find difficult to learn. However, most students are already familiar with Excel. This provides a significant advantage over most other computational environments because students are not intimidated by it (there were no negative student comments about the use of Excel in the SALG survey). While grading homework, tests and the final exam, I have observed that students, who can successfully implement an algorithm in Excel, often have significant problems in attempting to write that same algorithm for themselves. It is the development of the algorithm that is the stumbling point for most students.

The FD formulation of the marble game (Module 3) provides students with a simple deterministic algebraic (computational) model. The advantage of the marble game's introductory approach is that the mathematical modeling occurs with a system that is (by then) already somewhat familiar, but still mysterious. Students then engage in what they assessed themselves as being an authentic scientific experience – testing that the FD model predicts the ensemble average behavior of the marble game. Students thus compare two different models of the same system – an inherently

stochastic kMC sim and a deterministic computational model that predicts the ensemble average behavior of the kMC sim.

Students also learn the utility of different state variables, N_1 (number) is extensive, c_1 (concentration) is intensive and u is a normalized order parameter for the system. This system variable is extremely useful in making the connection between the FD method and a traditional calculus formulation of the marble game system. Thus, the marble game also provides excellent motivation for the application of traditional calculus techniques to science; technology and engineering – using a framework that is accessible to students with no prior exposure to calculus – see anonymous peer reviewer comment (Introduction).

As students assessed, the conceptual framework provided by the marble game can be applied to an astonishingly large number of problems in STEM. The basic game is directly applicable to molecular transport in biology under a wide variety of circumstances, diffusion, osmosis, ion permeation, interfacial transport in the lungs, on the skin and at epithelia throughout the body (it is (of course) not limited to human physiology, although this was the primary focus of the *Biophysics* course) and the kMC approach can produce realistic models of genetic and population dynamics (in which effects of randomness and the number of marbles can be investigated in a similar manner). The marble game is also isomorphic with a first-order reversible chemical reaction with the jump rate constant replaced with a chemical reaction rate constant. Hence, the framework developed can be used to introduce kinetic modeling (at the level of general chemistry). The advantage of the marble game (over traditional chemical kinetics) is that the rate constant characterizes a simple transport process that can be easily visualized, and implemented in a physical representation of the marble game (Methods).

Discovery-Based Physics

As outlined in the introduction, it is the central thesis of this paper that the marble game is an ideal starting point for mathematical and computational scientific modeling across the STEM disciplines (including physics). In the *Matter and Interactions* approach (Caballero et al., 2012; Chabay and Sherwood, 2008) the starting model is of a particle moving through three dimensional space. While this may be a good starting point for well-prepared physics and (traditional) engineering majors (who have typically already succeeded at algebra-based physics in high school), it is probably not a good starting point for many life science majors (who have either not taken physics before or had conceptual difficulties with the traditional approach). The issue is twofold.

1) Newtonian mechanics is a subject with which students have a great deal of real world experience, but they often have misconceptions (that stem from not fully appreciating the complexity and predictive power of the mathematical models that are developed from Newton's laws of motion).

2) The traditional mathematical model is based upon $\vec{F} = m\vec{a}$, which appears simple, except for the fact that acceleration \vec{a} is the rate of change (first time derivative) of velocity, or the second time derivative of position. In addition, the variables are all vector quantities. This means that students must have a good grasp of trigonometry and

geometry (including vector addition and subtraction) before they can be expected to understand the quantitative modeling process. My personal experience, from teaching both algebra-based and calculus-based physics for many years, is that this mathematical complexity (at the very beginning of the course) severely compounds the problem of student misconceptions (Caballero et al., 2012; Hake, 1998; Knight, 1995). This is a curricular issue – of what we teach and how it affects student learning (Klymkowsky and Cooper, 2012).

From a mathematical point of view, the marble game is much simpler than Newtonian mechanics. It has only one variable N_1 that is simply a count of the number of marbles in box 1. N_1 is not a vector. The concreteness of this variable can easily be reinforced by the class activity (Methods), where students physically play the game using a real ten-sided die, ten marbles and two boxes. The idea that a letter can represent a physical quantity is also reinforced by this class activity, particularly if the class game is accompanied by keeping a record in an Excel spreadsheet of the roll of the die and the number of marbles in box 1 as a function time together with the class ensemble average (see Instructor Guide for Module 1 circle4.com/biophysics/modules).

This working computational framework can then be used by students to discover the surprising mathematical simplicity of dynamics-with-constant-acceleration in a discovery-based approach. One way to do this is to postulate a constant acceleration of $a = 22 \frac{\text{mi}}{\text{h}}/\text{s}$ for a falling object (or for an accelerating Bugatti Veyron car), and then investigate the consequences for the motion using a finite difference (differential) approach similar to equations (1) and (2) and a spreadsheet to calculate the changes in speed ($\delta v = a\delta t$) and position ($\delta x = v\delta t$) using the FD approach. Interestingly, these most basic Newtonian FD equations also provide insight into the student misconception about a kinematic particle starting from rest. During the first timestep the speed is zero, and hence $\delta x = 0$. The first thing that “happens” is its velocity changes to $v = a\delta t$ during the first timestep. Thus, using this framework (and a series of directed questions), students can continue their inquiry-based active-learning approach for traditional mechanics topics that can then lead on through the traditional (computational) physics curriculum (Chabay and Sherwood, 2008) (using a discovery-based approach). As an example, the learning progression allows students to input the hypothesis that Hooke’s law $F = -kx$ explains springs. They can then input this into their own FD computational framework and then discover that it produces simple harmonic motion (Module 10). This approach can be extended beyond Newtonian mechanics into most other areas of physics including RLC circuits and waves.

The material in the introductory sequence (Modules 1 through 3) is required before the marble game approach can be expanded into other traditional STEM areas. This can take a significant amount of time – about 3 weeks of a 3 – 4 credit-hour course, but I would submit that the benefits seem to be worth that effort, particularly within a multi- or inter-disciplinary context. In addition, student enthusiasm for this approach should aid in retaining first-year students in the STEM disciplines and prepare them to succeed in later

courses in biology, chemistry, computer science, engineering, mathematics and physics (PCAST, 2012).

Because the materials are self-contained, many students should be able to complete the introductory modules outside of a traditional classroom setting, potentially creating new pathways to the STEM disciplines (PCAST, 2012).

CONCLUSIONS

Using the marble game, students can be introduced to quantitative scientific modeling in a process of directed scientific discovery that can avoid the misconceptions many students have about Newtonian mechanics. The marble game provides a learning progression that spans the STEM disciplines. It is directly applicable to many important molecular-level concepts in biology such as Brownian motion, diffusion, osmosis and interfacial transport in a manner that integrates the inherent randomness of molecular systems. Because it is isomorphic with a first-order chemical reaction it can also provide a cross-disciplinary introduction to chemical kinetics. Students also develop algorithmic thinking skills that are foundational for computer science and an understanding of the predictive power of differential (FD) models that can motivate the formal study of calculus (PCAST, 2012). Finally, after students have mastered the computation approach introduced using the marble game, they can then use it to apply the scientific method to test the hypothesis that Newtonian mechanics *predicts* projectile motion etc. This computational approach can then be used throughout the traditional physics curriculum.

As shown by the results of the SALG survey, students in *Biophysics* clearly enjoyed using the marble game and they reported great gains in many of the areas of pedagogical need – including appreciating that science is an evidence-based endeavor that relates to the real world. As mentioned above, it is the primary thesis of this paper that the marble game provides an excellent way to introduce quantitative modeling into the STEM disciplines. However, *Biophysics* was a course exclusively populated by seniors, most of whom (11/13) were biochemistry and molecular biology majors, which puts the introductory portion of the material in the wrong place in the curriculum. It is my hope that these materials will be more widely tested at an introductory level (including secondary) (Nelson, 2011b). Maybe these materials could be included in an introductory undergraduate “Quantitative Scientific Modeling” course that might be a required foundational course in a “Quantitative Biology Concentration”. The blue-sky plan might be to make it a required course for all (life) science majors, but that would require major curricular reform (Klymkowsky and Cooper, 2012).

The modules are self-contained self-study guides (circle4.com/biophysics/modules) that can be implemented using any computing device that is capable of running a spreadsheet program. Hence, they are ideal for independent study and well-suited to provide alternate pathways to STEM, as was called for in the recent PCAST report (PCAST, 2012). The Modules require only minimal resources and hence seem to be appropriate for programs targeting under-represented minorities. The evidence presented here for their effectiveness is clearly preliminary. There is much to be learned about this novel approach. Additional evidence will

definitely be required to motivate implementation of the proposed curricular reform.

In summary, the proposal made here is for a curricular innovation to include quantitative biology concepts (from the marble game) in undergraduate physics courses - from the very first class.

ACKNOWLEDGMENTS

Funding from the NSF TUES Program DUE-0836833 (formally CCLI) is gratefully acknowledged. I would like to thank Robert Hilborn, Jaqueline Lynch, Heather Masonjones, Niina Ronkainen, and Stefan Winkler for their insightful comments and advice.

REFERENCES

- AAAS. 2011. Vision and Change: A Call to Action, Final Report. <http://visionandchange.org/finalreport>.
- Armstrong, C.M. 2003. The Na/K pump, Cl ion, and osmotic stabilization of cells. *Proc Natl Acad Sci U S A*. 100:6257-6262.
- Baierlein, R. 2001. The elusive chemical potential. *American Journal of Physics*. 69:423-434.
- Baldwin, R.G., ed. 2009. Improving the Climate for Undergraduate Teaching and Learning in STEM Fields. Jossey-Bass, San Francisco.
- Beard, D.A., and H. Qian. 2008. Chemical biophysics : quantitative analysis of cellular systems. Cambridge University Press, Cambridge ; New York. xviii, 311 p. pp.
- Ben-Sasson, S.A., and N.B. Grover. 2003. Osmosis: a macroscopic phenomenon, a microscopic view. *Adv Physiol Educ*. 27:15-19.
- Bybee, R.W., Taylor, J. A., Gardner, A., Van Scotter, P., Powell, J. C., and A. Westbrook, N. Landes. 2006. The BSCS 5E instructional model: origins, effectiveness, and applications. Colorado Springs:BSCS. http://bscs.org/sites/default/files/BSCS_5E_Instructional_Model-Full_Report.pdf.
- Caballero, M.D., E.F. Greco, E.R. Murray, K.R. Bujak, M.J. Marr, R. Catrambone, M.A. Kohlmyer, and M.F. Schatz. 2012. Comparing large lecture mechanics curricula using the Force Concept Inventory: A five thousand student study. *American Journal of Physics*. 80:638-644.
- Chabay, R., and B. Sherwood. 2008. Computational physics in the introductory calculus-based course. *American Journal of Physics*. 76:307-313.
- Deslauriers, L., E. Schelew, and C. Wieman. 2011. Improved learning in a large-enrollment physics class. *Science*. 332:862-864.
- DiCarlo, S.E. 2009. Too much content, not enough thinking, and too little fun! *Adv Physiol Educ*. 33:257-264.
- Felder, R.M.F., G. N. Dietz, E. J. 1998. A Longitudinal Study of Engineering Student Performance and Retention. V. Comparisons with Traditionally-Taught Students. *Journal of Engineering Education*. 87:469-480.
- Froyd, J.E. 2008. White Paper on Promising Practices in Undergraduate STEM Education. Presented at BOSE Conf. Promis. Pract.—Innov. Undergrad. STEM Educ., Washington, DC. http://www7.nationalacademies.org/bose/Froyd_Promising_Practices_CommissionedPaper.pdf.
- Gannod, G.C., J.E. Burge, and M.T. Helmick. 2008. Using the inverted classroom to teach software engineering. In Proceedings of the 30th international conference on Software engineering. ACM, Leipzig, Germany. 777-786.
- Garvin-Doxas, K., and M.W. Klymkowsky. 2008. Understanding randomness and its impact on student learning: lessons learned from building the Biology Concept Inventory (BCI). *CBE Life Sci Educ*. 7:227-233.
- Ghosh, K., K.A. Dill, M.M. Inamdar, E. Seitaridou, and R. Phillips. 2006. Teaching the principles of statistical dynamics. *American Journal of Physics*. 74:123-133.
- Gillespie, D.T. 1977. Exact stochastic simulation of coupled chemical reactions. *The Journal of Physical Chemistry*. 81:2340-2361.
- Hake, R.R. 1998. Interactive-engagement versus traditional methods: A six-thousand-student survey of mechanics test data for introductory physics courses. *American Journal of Physics*. 66:64-74.
- Henderson, C., and M.H. Dancy. 2009. Impact of physics education research on the teaching of introductory quantitative physics in the United States. *Physical Review Special Topics - Physics Education Research*. 5:020107.
- HHMI-AAMC. 2009. Scientific Foundations for Future Physicians. http://www.hhmi.org/grants/pdf/08-209_AAMC-HHMI_report.pdf.
- Klymkowsky, M.W., and M.M. Cooper. 2012. Now for the hard part: The path to coherent curricular design. *Biochemistry and Molecular Biology Education*. 40:271-272.
- Knight, R.D. 1995. The vector knowledge of beginning physics students. *The Physics Teacher*. 33:74-77.
- Kramer, E.M., and D.R. Myers. 2012. Five popular misconceptions about osmosis. *American Journal of Physics*. 80:694-699.
- Lage, M.J., G.J. Platt, and M. Treglia. 2000. Inverting the Classroom: A Gateway to Creating an Inclusive Learning Environment. *The Journal of Economic Education*. 31:30-43.
- MacIsaac, D. 2011. "The Flipped Classroom" and Khan Academy video-lecture-based educational reform discussed by The Economist magazine, MSNBC, Salman Khan, and Frank Noschese. *The Physics Teacher*. 49:526-526.
- Meir, E., J. Perry, D. Stal, S. Maruca, and E. Klopfer. 2005. How effective are simulated molecular-level experiments for teaching diffusion and osmosis? *Cell Biol Educ*. 4:235-248.
- Metropolis, N., A.W. Rosenbluth, M.N. Rosenbluth, A.H. Teller, and E. Teller. 1953. Equation of State Calculations by Fast Computing Machines. *The Journal of Chemical Physics*. 21:1087-1092.
- Modell, H.I. 2000. How to help students understand physiology? Emphasize general models. *Adv Physiol Educ*. 23:101-107.
- Moravec, M., A. Williams, N. Aguilar-Roca, and D.K. O'Dowd. 2010. Learn before lecture: A strategy that improves learning outcomes in a large introductory biology class. *CBE Life Sci Educ*. 9:473-481.
- Nelson, P.C. 2007. Biological physics : energy, information, life. W.H. Freeman and Co., New York. xxvi, 598 p. pp.
- Nelson, P.H. 2003. A permeation theory for single-file ion channels: Concerted association/dissociation. *J. Chem. Phys*. 119:6981-6982.
- Nelson, P.H. 2011a. A permeation theory for single-file ion channels: one- and two-step models. *J Chem Phys*. 134:165102.
- Nelson, P.H. 2011b. Teaching Physiology with the Marble Game. APSArchive.org <http://www.apsarchive.org/resource.cfm?submissionID=4999>.
- Nelson, P.H. 2011c. Teaching Physiology with the Marble Game 2: Algorithms and pain relief. APSArchive.org <http://www.apsarchive.org/resource.cfm?submissionID=6152>.
- Nelson, P.H., A.B. Kaiser, and D.M. Bibby. 1991. Simulation of diffusion and adsorption in zeolites. *Journal of Catalysis*. 127:101-112.
- NRC. 2003. (National Research Council) Bio 2010: transforming undergraduate education for future research biologists. National Academies Press, Washington, D.C. xv, 191 p. pp.
- NRC. 2011. (National Research Council) Promising Practices in Undergraduate Science, Technology, Engineering, and Mathematics Education: Summary of Two Workshops. The National Academies Press.
- NRC. 2012. (National Research Council) Discipline-Based Education Research: Understanding and Improving Learning in Undergraduate Science and Engineering. The National Academies Press.
- Odom, A.L. 1995. Secondary & College Biology Students' Misconceptions About Diffusion & Osmosis. *Am. Biol. Teach*. 57:409-415.
- PCAST. 2012. (President's Council of Advisors on Science and Technology) Report to the President—Engage to Excel: Producing One Million Additional College Graduates with Degrees in Science, Technology, Engineering, and Mathematics. www.whitehouse.gov/administration/eop/ostp/pcast.
- Schwarz, C.V., B.J. Reiser, E.A. Davis, L. Kenyon, A. Achér, D. Fortus, Y. Schwartz, B. Hug, and J. Krajcik. 2009. Developing a learning progression for scientific modeling: Making scientific modeling accessible and meaningful for learners. *Journal of Research in Science Teaching*. 46:632-654.
- Seymour, E., Wiese, D., Hunter, A. & Daffinrud, S.M. 2000. Creating a Better Mousetrap: On-line Student Assessment of their Learning Gains. In Paper presentation at the National Meeting of the American Chemical Society San Francisco, CA
- Tanner, K., L.S. Chatman, and D. Allen. 2003. Approaches to cell biology teaching: cooperative learning in the science classroom—beyond students working in groups. *Cell Biol Educ*. 2:1-5.
- Tekkaya, C. 2003. Remediating High School Students' Misconceptions Concerning Diffusion and Osmosis through Concept Mapping and Conceptual Change Text. *Research in Science & Technological Education*. 21:5-16.
- Truskey, G.A., F. Yuan, and D.F. Katz. 2009. Transport phenomena in biological systems. Pearson Prentice Hall, Upper Saddle River, NJ. xxiii, 860 p. pp.
- Zhu, F., E. Tajkhorshid, and K. Schulten. 2004. Theory and simulation of water permeation in aquaporin-1. *Biophys J*. 86:50-57.