

From CLE(κ) to SLE(κ, ρ)'s

Wendelin Werner Hao Wu*

Abstract

We show how to connect together the loops of a simple Conformal Loop Ensemble (CLE) in order to construct samples of chordal SLE $_{\kappa}(\rho)$ processes and their SLE $_{\kappa}(\rho)$ variants, and we discuss some consequences of this construction.

1 Introduction

The goal of the present paper is to derive ways to construct samples (chordal) SLE curves (or the related SLE $_{\kappa}(\rho)$ curves) out of the sample of a Conformal Loop Ensemble (CLE), using additional Brownian paths (or so-called restriction measure samples). In order to properly state a first version of our result, we need to briefly informally recall the definition of these three objects: SLE, CLE and the restriction measures.

- Recall that a chordal SLE (for Schramm-Loewner Evolution) in a simply connected domain D is a random curve that is joining two prescribed boundary points a and b of D . These curves have been first defined by Oded Schramm in 1999 [14], who conjectured (and this conjecture was since then proved in several important cases) that they should be the scaling limit of particular random curves in two-dimensional critical statistical physics models when the mesh of the lattice goes to 0. More precisely, one has typically to consider the statistical physics model in a discrete lattice-approximation of D , with well-chosen boundary conditions, where (lattice-approximations of) the points a and b play a special role. When $\kappa \leq 4$, these SLE $_{\kappa}$ curves are random simple continuous curves that join a to b with fractal dimension is $1 + \kappa/8$ (see for instance [6] and the references therein).
- CLEs (for Conformal Loop Ensembles) are closely related objects. A CLE is a random family of loops that is defined in a simply connected domain D . In the present paper, we will only discuss the CLEs that consist of simple loops. There are various equivalent definitions and constructions of these simple CLEs – see for instance the discussion in [19]. More precisely, one CLE sample is a collection of countably many disjoint simple loops in D , and it is conjectured to correspond to the

*H.W. work is funded by the Fondation CFM JP Aguilar pour la recherche. The authors acknowledge also the support and/or hospitality of the ANR grant BLAN-MAC2, of the Einstein Foundation, of TU Berlin and FIM at ETH Zürich

scaling limit of the collection of all discrete (but macroscopic) interfaces in the corresponding lattice model from statistical physics. Here, the boundary conditions are “uniform” and involve no special marked points on the boundary of D (as opposed to the definition of chordal SLE that requires to choose the boundary points a and b). It is proved in [19] that there is exactly a one-dimensional family of simple CLEs, that is indexed by $\kappa \in (8/3, 4]$. Then, in a CLE_κ sample, the loops all locally look like SLE_κ type curves (and have fractal dimension $1 + \kappa/8$). Note also that, even if any two loops are disjoint in CLE_κ sample, the Lebesgue measure of the set of points that are surrounded by no loop is almost surely 0. This is therefore a random Cantor-like set, sometimes called the CLE carpet (its fractal dimension is actually proved in [15, 12] to be equal to $1 + (2/\kappa) + 3\kappa/32 \in [15/8, 2)$). In the present paper, we will only discuss the CLEs for $\kappa \leq 4$, that consist of simple disjoint loops (there exists other CLEs for $\kappa \in (4, 8]$).

- When a and b are two boundary points of a simply connected domain D as before, it is possible to define random simple curves from a to b that possess a certain “one-sided restriction” property, that is defined and discussed in [5]. There is in fact a one-dimensional family of such random curves, that is parametrized by its restriction exponent, which can take any positive real value α . All these random restriction curves can be viewed as boundaries of certain Brownian-type paths (or like $\text{SLE}_{8/3}$ curves). In particular, they all almost surely have a Hausdorff dimension that is equal to $4/3$.

Let us now state the main result that we prove in the present paper: Define independently, in a simply connected domain D with two marked boundary points a and b , the following two random objects: A CLE_κ (for some $\kappa \in (8/3, 4]$) that we call Γ and a one-sided restriction path γ from a to b , with restriction exponent α . Finally, we define the set obtained by attaching to γ all the loops of Γ that it intersects. Then, we define the right-most boundary of this set. This turns out to be again a simple curve from a to b in D that we call η (see Figure 1). Note that in order to construct η , it is enough to know γ and the outermost loops of Γ .

Theorem 1. *When $\kappa \in (8/3, 4]$ and $\alpha = (6 - \kappa)/(2\kappa)$, then η is a chordal SLE_κ from a to b in D .*

In fact, for a given κ , the other choices of $\alpha > 0$ give rise to variants of SLE_κ , the so-called $\text{SLE}_\kappa(\rho)$ curves, where ρ is related to κ and α by the relation $\alpha = (\rho + 2)(\rho + 6 - \kappa)/(4\kappa)$. We will state this generalization of Theorem 1 in the next section, after having properly introduced these $\text{SLE}_\kappa(\rho)$ processes.

To illustrate Theorem 1, let us give the following example for $\kappa = 3$, which corresponds to the scaling limit of the critical Ising model (see [2, 1]). Consider a CLE_3 Γ in D which is the (soon-to-be proved) scaling limit of the collection of outermost critical Ising model “– cluster” boundaries, when one considers the model with uniformly “+ boundary conditions”. On the other hand, consider now the scaling limit of the critical Ising model with mixed boundary conditions, + between a and b (anti-clockwise) and – between b and a . This model defines loops as before, as well as the additional \pm interface η joining




Fig. 1: Construction of η out of γ and Γ .

a and b , which turns out to be a SLE_3 path (see [1]). Now, our result shows that in order to construct a sample of η , one possibility is to take the right boundary of the union of a restriction measure with exponent $1/2$ together with all the loops in Γ that it intersects. It gives a way to see the “effect” of changing the boundary conditions (note that there are natural ways to couple the discrete Ising model with mixed boundary conditions to the model with uniform boundary conditions, it would be interesting to compare them with this coupling in the scaling limit).

We would like to make a few comments:

1. It is proved in [19] that CLEs can be constructed as outer boundaries of clusters of Poissonian clouds of Brownian loops in D (the “Brownian loop-soups” introduced in [7]) with intensity $c(\kappa)$. Hence, together with the construction of the restriction measure via clouds of Brownian excursions or reflected Brownian motions, this provides a “completely Brownian” construction of all these chordal SLE_κ curves and their $SLE_\kappa(\rho)$ variants. This result was in fact announced in [20], so that – combined with [19] – the present paper eventually completes the proof of that (not so recent) research announcement.
2. This Brownian construction of $SLE_\kappa(\rho)$ paths turn out to be particularly useful and handy, when one has to derive “second moment estimates” for these SLE curves. We will illustrate this in the final section of the present paper by giving a short self-contained derivation of the Hausdorff dimension of the intersection of $SLE_\kappa(\rho)$ (in the upper half-plane) with the real line.
3. A direct by-product of this construction of these chordal SLE_κ curves and their variants is that they are “reversible” simple paths (for instance, the SLE from a to b in D is a simple path has the same law as the SLE from b to a modulo reparametrization – in the case of $SLE_\kappa(\rho)$ the statement is also clear, but the reversed $SLE_\kappa(\rho)$ is then pushed/attracted from its right). This provides an alternative proof to the reversibility of these $SLE_\kappa(\rho)$ curves that has been obtained thanks to their relation

with the Gaussian Free Field in [10] (see also [24, 25, 4] for earlier proofs of this result in the case $\rho = 0$ and then when the $\text{SLE}_\kappa(\rho)$ curves do not hit the boundary of the domain i.e. when $\rho \geq (\kappa - 4)/2$). Note however that our approach does not yield any result for $\kappa \notin [8/3, 4]$.

4. The construction of the restriction measure via Poisson point processes of Brownian excursions, as explained in [22], together with that of the CLE's via loop-soups, make it possible to define simultaneously in a fairly natural and "ordered way" (see the comments after the statement of Theorem 2), on a single probability space, all these $\text{SLE}_\kappa(\rho)$'s in D from a to b , for all boundary points a and b , and for all $\kappa \in (8/3, 4]$ and all $\rho > -2$. This is of course reminiscent of the definitions of $\text{SLE}_\kappa(\rho)$ processes within a Gaussian Free Field [9]. It is interesting to see the similarities and differences between these two constructions.

2 Preliminaries

In this section, we will recall in a little more detail some definitions, notations and facts, and point to appropriate references for background. We then state our main result, Theorem 2 and make a couple of remarks.

2.1 Conformal restriction property

We first recall the definition and the basic properties of the paths satisfying conformal restriction (almost all the results that we shall describe have been derived in [5], a survey as well as the construction of restriction samples from Brownian excursions can be found in [22]).

Here and throughout the paper, we denote the upper half of the complex plane \mathbb{C} by $\mathbb{H} := \{x + iy : x \in \mathbb{R}, y > 0\}$. Let \mathcal{A} be the set of all bounded closed $A \subset \overline{\mathbb{H}}$ such that $\mathbb{R}_- \cap A = \emptyset$ and $H_A := \mathbb{H} \setminus A$ is simply connected.

For $A \in \mathcal{A}$, we define Φ_A to be the unique conformal map from H_A onto \mathbb{H} such that $\Phi(0) = 0$ and $\Phi_A(z) \sim z$ as $z \rightarrow \infty$.

We say that a random curve γ from 0 to infinity in $\overline{\mathbb{H}}$ does satisfy one-sided conformal restriction (to the right), if for any A , the law of $\Phi_A(\gamma)$ conditionally on $\gamma \cap A = \emptyset$ is in fact identical to the law of γ itself (see Figure 2).

It turns out that if this is the case, then there exists some non-negative α such that for all $A \in \mathcal{A}$,

$$P(\gamma \cap A = \emptyset) = \Phi'_A(0)^\alpha. \quad (1)$$

Conversely, for all non-negative α , there exists exactly one distribution for γ that fulfils (1) for all $A \in \mathcal{A}$. We call γ an one-sided restriction sample of exponent α . There exist several equivalent constructions of γ :

- As the right boundary of a certain Brownian motion from 0 to ∞ , reflected on $(-\infty, 0]$ with a certain reflection angle $\theta(\alpha)$ and conditioned not to intersect $[0, \infty)$, see [5].

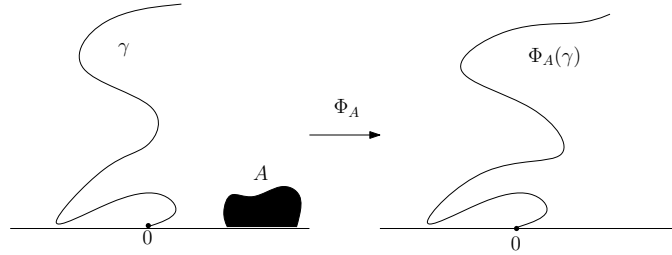


Fig. 2: The law of $\Phi_A(\gamma)$ conditionally on $\gamma \cap A = \emptyset$ has the same law as γ itself.

- As the right boundary of Poissonian cloud of Brownian excursions from $(-\infty, 0]$ in \mathbb{H} (so it is the right boundary of the countable union of Brownian paths that start and end on the negative half-line, see [22]).
- As an $\text{SLE}_{8/3}(\rho)$ curve for some $\rho > -2$ (these processes will be defined in the next subsection), see [5] for the relation between α and ρ . Note that this approach enables to show that γ does hit the negative half-line if and only $\alpha < 1/3$.

We can note that the limiting case $\alpha = 0$ corresponds to the case where γ is the negative half-line, whereas the case $\alpha = 5/8$ corresponds to $\rho = 0$ i.e. to the $\text{SLE}_{8/3}$ curve itself, which is left-right symmetric. Furthermore, the second construction shows immediately that for $\alpha < \alpha'$, it is possible to couple the corresponding restriction curves in such a way that γ' stays “to the right” of γ (with obvious notation). In other words, the larger α is, the more the restriction sample is “repelled” from the negative half-line.

In fact, we will be only using the second description in the present paper (and we will actually recall in Subsection 2.4 why this indeed constructs a random simple curve γ).

2.2 $\text{SLE}_\kappa(\rho)$ process

The $\text{SLE}_\kappa(\rho)$ processes are natural variants of SLE_κ processes that have been first introduced in [5]. Recall first that the SLE_κ curves for $\kappa \leq 4$ are random simple continuous curves η from 0 to ∞ in \mathbb{H} that possess the following properties:

- The law of η is scale-invariant: For any positive λ , the traces of η and of $\lambda\eta$ have the same law.
- Let us suppose that η is parametrized by its half-plane capacity (i.e., for any t , the conformal map g_t from $\mathbb{H} \setminus \eta[0, t]$ onto \mathbb{H} such that $g_t(z) \sim z + o(1)$ when $z \rightarrow \infty$ in fact satisfies $g_t(z) - z \sim 2t/z$). For any positive time t , the distribution of $g_t(\eta[t, \infty)) - g_t(\eta_t)$ is identical to the distribution of η itself.

In fact, the SLE_κ curves are the only random curves with this property, which is what led Oded Schramm to the definition of these curves, that involves the Loewner differential equation describing growing hulls, where one chooses the driving function to be a one-dimensional Brownian motion (see [14]).

There exist variants of the SLE_κ curves that involve additional marked boundary points, and that are called the $\text{SLE}_\kappa(\rho_1, \dots, \rho_L)$ processes. Let us now describe the $\text{SLE}_\kappa(\rho)$ processes that involve exactly one additional marked boundary point (see [5, 3]).

It turns out that they can also be characterized by a couple of properties. Let us now state the characterization that will be handy for our purposes: Suppose that the following four properties hold:

- η is a random simple curve from 0 to ∞ in $\overline{\mathbb{H}}$.
- The law of η is scale-invariant: For any positive λ , the traces of $\lambda\eta$ and η are identically distributed.
- $\eta \cap (0, \infty) = \emptyset$ and the Lebesgue measure of $\eta \cap (-\infty, 0]$ is almost surely equal to 0. Mind however that it is possible (and it will happen in a number of cases) that η hits the negative half-line.
- Suppose that η is parametrized by half-plane capacity as before. For any positive time t , define H_t as the unbounded connected component of $\mathbb{H} \setminus \eta[0, t]$ (if η intersects the negative half-line, it happens that $H_t \neq \mathbb{H} \setminus \eta[0, t]$) and o_t as the left-most point of the intersection $\eta[0, t] \cap \mathbb{R}_-$. Let f_t be the unique conformal map from H_t onto \mathbb{H} such that sends the triplet (o_t, η_t, ∞) onto $(0, 1, \infty)$. Then, the distribution of $f_t(\eta[t, \infty))$ is independent of t (and of $\eta[0, t]$) (see Figure 3).

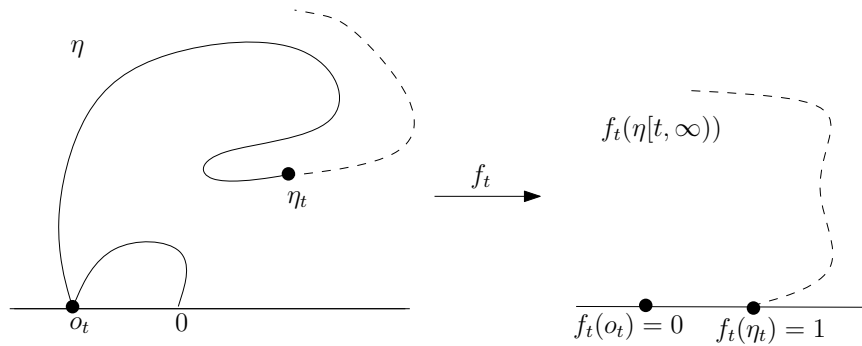


Fig. 3: $f_t(\eta[t, \infty))$ is independent of $\eta[0, t]$.

Then, η is necessarily a $\text{SLE}_\kappa(\rho)$ for some $\kappa \in (0, 4]$ and $\rho > -2$ (mind that the fact that this $\text{SLE}_\kappa(\rho)$ is almost surely a simple curve is then part of the conclusion; in fact in the present paper, we will never use the *a priori* fact that the $\text{SLE}_\kappa(\rho)$ processes are continuous simple paths).

This is very easy to see, using the Loewner chain description of the random simple curve η . If one parametrizes the curve η by its half-plane capacity (which is possible because its capacity is increasing continuously – this is due to the third property) and defines the usual conformal map g_t from H_t onto \mathbb{H} normalized by $g_t(z) = z + o(1)$ near

infinity, then one can define

$$W_t = g_t(\eta_t), O_t = g_t(o_t).$$

One observes that $X_t := W_t - O_t$ is a Markov process with the Brownian scaling property i.e., a multiple of a Bessel process. More precisely, one can first note that the first two items imply that for any given $t_0 > 0$, $\eta_{t_0} \notin (-\infty, 0)$ and therefore $u := X_{t_0} \neq 0$. The final property then implies readily that the law of $((X_{t_0+tu^2} - u)/u, t \geq 0)$ is independent of $(X_t, t \leq t_0)$. From this, it follows that at least up to the first time after t_0 at which X hits the origin, it does behave like a Bessel process. Then, one can notice that X is instantaneously reflecting away from 0 because the Lebesgue measure of the set of times at which it is at the origin is almost surely equal to 0. Hence, one gets that X is the multiple of some reflected Bessel process of positive dimension (see [13] for background on Bessel processes). From this, one can then recover the process $t \mapsto O_t$ (because of the Loewner equation $dO_t = 2dt/(O_t - W_t)$ when $X_t \neq 0$) and finally $t \mapsto W_t$. In particular, we get that

$$dW_t = \sqrt{\kappa} dB_t + \frac{\rho}{W_t - O_t} dt$$

for some $\rho > -2$ and $\kappa \leq 4$ (the fact that $\rho > -2$ is a consequence of the fact that the dimension of the Bessel process X is positive; $\kappa \leq 4$ is due to the fact that η does not hit the positive half-line). This characterizes the law of η , which is then called the $\text{SLE}_\kappa(\rho)$.

Actually, it is possible to remove some items from this characterization of $\text{SLE}_\kappa(\rho)$ curves; the first three items are slightly redundant, but since we do get these properties for free in our setting, the present presentation will be sufficient for our purposes (see for instance [16, 10] for a more general characterization).

Note that the $\text{SLE}_\kappa(\rho)$ processes touch the negative half-line if and only if $\rho < (\kappa/2) - 2$ (as this corresponds to the fact that the Bessel process $(W_t - O_t)/\sqrt{\kappa}$ has dimension smaller than 2).

Let us point out that it is possible to make sense also of $\text{SLE}_\kappa(\rho)$ processes for some values of $\rho \leq -2$ by introducing either a symmetrization or a compensation procedure (see [3, 18, 23]), some of which are very closely related to CLEs as well, but we will not discuss such generalized $\text{SLE}_\kappa(\rho)$'s in the present paper.

2.3 Simple CLEs

Let us now briefly recall some features of the Conformal Loop Ensembles for $\kappa \in (8/3, 4]$ – we refer to [19] for details (and the proofs) of these statements. A CLE is a collection Γ of non-nested disjoint simple loops $(\gamma_j, j \in J)$ in \mathbb{H} that possesses a particular conformal restriction property. In fact, this property that we will now recall, does characterize these simple CLEs:

- For any Möbius transformation Φ of \mathbb{H} onto itself, the laws of Γ and $\Phi(\Gamma)$ are the same. This makes it possible to define, for any simply connected domain D (that is not the entire plane – and can therefore be viewed as the conformal image of \mathbb{H} via some map $\tilde{\Phi}$), the law of the CLE in D as the distribution of $\tilde{\Phi}(\Gamma)$ (because this distribution does then not depend on the actual choice of conformal map $\tilde{\Phi}$ from \mathbb{H} onto D).

- For any simply connected domain $H \subset \mathbb{H}$, define the set $\tilde{H} = \tilde{H}(H, \Gamma)$ obtained by removing from H all the loops (and their interiors) of Γ that do not entirely lie in H . Then, conditionally on \tilde{H} , and for each connected component U of \tilde{H} , the law of those loops of Γ that do stay in U is exactly that of a CLE in U .

It turns out that the loops in a given CLE are SLE_κ type loops for some value of $\kappa \in (8/3, 4]$ (and they look locally like SLE_κ curves). In fact for each such value of κ , there exists exactly one CLE distribution that has SLE_κ type loops. As explained in [19], a construction of these particular families of loops can be given in terms of outermost boundaries of clusters of the Brownian loops in a Brownian loop-soup with subcritical intensity c (and each value of c corresponds to a value of κ).

2.4 Main Statement

We can now state our main Theorem, that generalizes Theorem 1: Suppose that $\kappa \in (8/3, 4]$ is fixed (and it will remain fixed throughout the rest of the paper) and consider a CLE_κ in the upper half-plane. Independently, sample a restriction curve γ from 0 to ∞ in \mathbb{H} with positive exponent α , and define η out of the CLE and γ just as in Theorem 1. Let $\tilde{\rho} := \tilde{\rho}(\kappa, \alpha)$ denote the unique real in $(-2, \infty)$ such that

$$\alpha = \frac{(\tilde{\rho} + 2)(\tilde{\rho} + 6 - \kappa)}{4\kappa}$$

(we will use this notation throughout the paper). Then:

Theorem 2. *The curve η is a random simple curve which is an $\text{SLE}_\kappa(\tilde{\rho})$.*

Note that for a fixed $\kappa \in (8/3, 4]$, the function $\alpha \mapsto \tilde{\rho}$ is indeed an increasing bijection from $(0, \infty)$ onto $(-2, \infty)$. The limiting case $\rho = -2$ in fact can be interpreted as corresponding to the case where both γ and η are the negative half-line. Similarly, in the limiting case $\kappa = 8/3$, where the CLE is in fact empty, then Theorem 2 corresponds to the description of γ itself as an $\text{SLE}_{8/3}(\rho)$ curve.

Note that this construction shows that it is possible to couple an $\text{SLE}_\kappa(\rho)$ with an $\text{SLE}_{\kappa'}(\rho')$ in such a way that the former is almost surely “to the left” of the latter, when $8/3 < \kappa \leq \kappa' \leq 4$ and ρ and ρ' are chosen in such a way that

$$(\rho + 2)\left(\frac{\rho + 6}{\kappa} - 1\right) \leq (\rho' + 2)\left(\frac{\rho' + 6}{\kappa'} - 1\right).$$

For example, an $\text{SLE}_\kappa(\rho)$ can be chosen to be to the left of an $\text{SLE}_{\kappa'}(\rho')$ for $\rho \leq \rho'$. Or an SLE_3 can be coupled to an $\text{SLE}_4(2\sqrt{2} - 2)$ in such a way that it remains almost surely to its left. Such facts are seemingly difficult to derive directly from the Loewner equation definitions of these paths.

Similarly, it also shows that it is possible to couple an $\text{SLE}_\kappa(\rho)$ from 0 to ∞ with another $\text{SLE}_\kappa(\rho)$ from 1 to ∞ , in such a way that the latter stays to the “right” of the former.

Let us recall that the definition of $SLE_\kappa(\rho)$ processes can be generalized to more than one marked boundary point. For instance, if one considers $x_1 < \dots < x_n \leq 0 \leq x'_1 < x'_2 < \dots < x'_l$, it is possible to define a $SLE_\kappa(\rho_1, \dots, \rho_n; \rho'_1, \dots, \rho'_l)$ from 0 to infinity in \mathbb{H} , with marked boundary points x_1, \dots, x'_l with corresponding weights. Several of these processes have also an interpretation in terms of conditioned $SLE_\kappa(\rho)$ processes (where the conditioning involves non-intersection with additional restriction samples) – see [21], so that they can also be interpreted via a CLE and restriction measures.

Let us now immediately explain why η is necessarily almost surely a continuous curve from 0 to ∞ in \mathbb{H} . Let us first map all items (the CLE loops and the restriction sample) onto the unit disc, via the Moebius map Φ that maps 0, i and ∞ respectively onto -1 , 0 and 1 , and write $\tilde{\Gamma} = \Phi(\Gamma)$, $\tilde{\eta} = \Phi(\eta)$ and $\tilde{\gamma} = \Phi(\gamma)$.

Let us first recall from [19] that $\tilde{\Gamma}$ consists of a countable family of disjoint simple loops such that for any $\varepsilon > 0$, there exist only finitely many loops of diameter greater than ε . Let us note that $\tilde{\gamma}$ is almost surely a continuous curve from -1 to 1 in the closed unit disc. One simple way to check this (but other justifications are possible) is to use the construction of $\tilde{\gamma}$ as the bottom boundary of the union of countably many excursions away from the top half-circle. More precisely, for each excursion e in this Poisson point process, one can define the loop $l(e)$ obtained by adding to this excursion the arc of the top half-circle that joins the endpoints of e . Then, one can construct a continuous path λ from -1 to 1 by moving from -1 to 1 on this top arc, and attaching all these loops $l(e)$ in the order in which one meets them. As almost surely, for any $\varepsilon > 0$, there are only finitely many loops $l(e)$ of diameter greater than ε , there is a way to parametrize λ as a continuous function from $[0, 1]$ into the closed disk. We then complete λ into a loop by adding the bottom half-circle. Then, we can interpret $\tilde{\gamma}$ as part of the boundary of a connected component of the complement of a continuous loop in the plane: It is therefore necessarily a continuous curve and it is easy to check that it is self-avoiding (because the Brownian excursions have no double cut-points).

We have detailed the previous argument, because it can be repeated in almost identical terms to explain why $\tilde{\eta}$ is a simple curve: We now move along $\tilde{\gamma}$ and attach the loops of $\tilde{\Gamma}$ that it encounters, in their order of appearance. By an appropriate time-change, we can ensure that the obtained path that joins -1 to 1 in the closed disk is a continuous curve from $[0, 1]$ into the closed unit disk. Then, just as above, we complete this curve into a loop by adding the bottom half-circle, and note that $\tilde{\eta}$ is a continuous curve from -1 to 1 . It is then easy to conclude that it is self-avoiding, because almost surely, $\tilde{\gamma}$ does never hit a loop of $\tilde{\Gamma}$ at just one single point (this is due to the Markov property of Brownian motion: If one samples first the CLE and then the Brownian excursions that are used to construct γ , almost surely, a Brownian excursion will actually enter the inside of each individual loop of Γ that it hits).

3 Identification of ρ

The proof of Theorem 2 consists of the following two steps.

Lemma 3. *The random simple curve η is an $SLE_\kappa(\rho)$ curve for some $\rho > -2$.*

Lemma 4. *If η is an $SLE_\kappa(\rho)$ for some $\rho > -2$, then necessarily $\rho = \bar{\rho}(\kappa, \alpha)$.*

The proof of Lemma 3 will be achieved in the next section by proving that it satisfies all the properties that characterize these curves (and that we have recalled in the previous subsection), which is the most demanding part of the paper. In the present section, we will prove Lemma 4. These ideas were already very briefly sketched in [20].

Let us build on the loop-soup cluster construction of the CLE_κ as established in [19]. We therefore consider a Poisson point process of Brownian loops (as defined in [7]) in the upper-half plane with intensity $c(\kappa) \in (0, 1]$ with

$$c(\kappa) = \frac{(3\kappa - 8)(6 - \kappa)}{2\kappa}.$$

Then, we construct the CLE_κ as the collection of all outermost boundaries of clusters of Brownian loops (here, we say that two loops l, l' in the loop-soup are in the same cluster of loops if one find a finite chain of loops l_0, \dots, l_n in the loop-soup such that $l_0 = l, l_n = l'$, and $l_j \cap l_{j-1} \neq \emptyset$ for $j \in \{1, \dots, n\}$), as explained in [19].

We also sample the restriction sample γ with exponent α , via a Poisson point process of Brownian excursions attached to \mathbb{R}_- , as explained in [22].

Suppose now that $A \in \mathcal{A}$, and define $H = H_A$ to be the unbounded connected component of $\mathbb{H} \setminus A$ as before. By definition of \mathcal{A} , the negative half-line still belongs to ∂H_A . If we restrict the loop-soup and the Poisson point process of Brownian excursions to those that stay in H_A , the restriction properties of the corresponding intensity measures imply immediately that one gets a sample of the Brownian loop-soup with intensity c in H_A , and a sample of the Poisson point process of Brownian excursions away from the negative half-line in H_A , with intensity α . In particular, because of the conformal invariance of these two underlying measures, it follows that these Poissonian samples have the same law as the image under Φ_A^{-1} of the original loop and excursion soups in \mathbb{H} .

Let us now first sample these items in H_A , and consider the right-most boundary of the curve η_A defined just as η , but in H_A . Then, we sample those excursions and loops that do not stay in H_A , and we construct η itself. One can note that either $\eta \not\subset H_A$ or $\eta = \eta_A$. Indeed, the only way in which η can be different than η_A is because of these additional loops/excursions, that do force η to get out of H_A . Hence, the event $\eta \subset H_A$ holds if and only if on the one hand the curve γ stays in H_A (recall that this happens with probability $\Phi'_A(0)^\alpha$), and on the other hand, no loop in the loop-soup does intersect both η_A and A (see Figure 4). It follows immediately that for any $A \in \mathcal{A}$,

$$\frac{dP_{\mathbb{H}}}{dP_{H_A}}(\eta)1_{\eta \cap A = \emptyset} = \Phi'_A(0)^\alpha \exp(-cL(\mathbb{H}; A, \eta))1_{\eta \cap A = \emptyset}$$

where $L(\mathbb{H}; A, \eta)$ denotes the mass (according to the Brownian loop-measure in \mathbb{H}) of the set of loops that intersect both A and η .

Equivalently,

$$\frac{dP_{H_A}}{dP_{\mathbb{H}}}(\eta)1_{\eta \cap A = \emptyset} = 1_{\eta \cap A = \emptyset} \Phi'_A(0)^{-\alpha} \exp(cL(\mathbb{H}; A, \eta)). \quad (2)$$

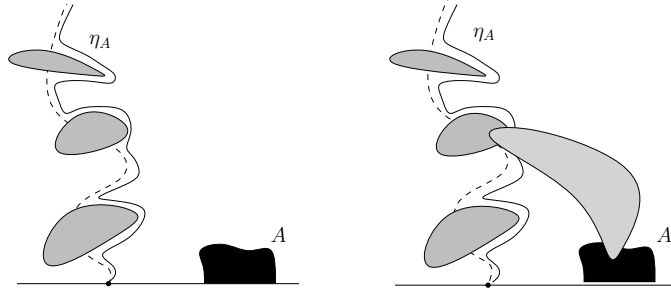


Fig. 4: $\eta = \eta_A$ if and only if there is no loop in Γ that intersects η_A and A .

Note that this implies that

$$E_{\mathbb{H}}(1_{\eta \cap A = \emptyset} \exp(cL(\mathbb{H}; A, \eta))) = E_{H_A}(1_{\eta \cap A = \emptyset} \Phi'_A(0)^\alpha) = \Phi'_A(0)^\alpha \quad (3)$$

(and the present argument in fact shows that the expectation in the left-hand side is actually finite).

We now wish to compare (2) with features of $SLE_\kappa(\rho)$ processes. Let us now suppose that the curve η is an $SLE_{\bar{\kappa}}(\bar{\rho})$ process for some $\bar{\kappa} \leq 4$ and $\bar{\rho} > -2$. We keep the same notations as in Subsection 2.2. For $A \in \mathcal{A}$, let T be the (possibly infinite) first time at which η hits A . For $t < T$, write $h_t := \Phi_{g_t(A)}$. Then (see [3], Lemma 1), an Itô formula calculation shows that

$$M_t = h'_t(W_t)^{a_1} h'_t(O_t)^{a_2} \left(\frac{h_t(W_t) - h_t(O_t)}{W_t - O_t} \right)^{a_3} \exp(\bar{c}L(\mathbb{H}; A, \eta[0, t]))$$

is a local martingale (for $t < T$) where $a_1 = (6 - \bar{\kappa})/(2\bar{\kappa})$, $a_2 = \bar{\rho}(\bar{\rho} + 4 - \bar{\kappa})/(4\bar{\kappa})$, $a_3 = \bar{\rho}/\bar{\kappa}$ and $\bar{c} = c(\bar{\kappa}) = (3\bar{\kappa} - 8)(6 - \bar{\kappa})/(2\bar{\kappa})$ (note that such martingale calculations have been used on several occasions in related contexts, see e.g. [4] and the references therein).

It can be furthermore noted that $M_0 = \Phi'_A(0)^{\bar{\alpha}}$ (and more generally, at those times when $O_t = W_t$, one puts $M_t = h'_t(W_t)^{\bar{\alpha}} \exp(\bar{c}L(\mathbb{H}; A, \eta[0, t]))$, where

$$\bar{\alpha} = \alpha(\bar{\kappa}, \bar{\rho}) = a_1 + a_2 + a_3 = (\bar{\rho} + 2)(\bar{\rho} + 6 - \bar{\kappa})/(4\bar{\kappa}).$$

One has to be a little bit careful, because (as opposed to the case where $\bar{\kappa} < 8/3$), M_t is not bounded on $t < T$, so that we do not know if the local martingale stopped at T is uniformly integrable (indeed the term involving $L(\mathbb{H}; A, \eta[0, t])$ actually does blow up when $t \rightarrow T-$ and $T < \infty$). However, even if some of the numbers a_2 and a_3 may be negative, one always has (see [3], the proof of Lemma 2-(i))

$$0 \leq h'_t(W_t)^{a_1} h'_t(O_t)^{a_2} \left(\frac{h_t(W_t) - h_t(O_t)}{W_t - O_t} \right)^{a_3} \leq 1.$$

Furthermore (see again [3]), when $\eta \cap A = \emptyset$, then when $t \rightarrow \infty$, then M_t converges to

$$M_\infty := \exp(\bar{c}L(\mathbb{H}; A, \eta))$$

because each all the first three terms in the definition of M_t converge to 1.

Note also that $dM_t = M_t K_t \sqrt{\bar{\kappa}} dB_t$ where

$$K_t = a_1 \frac{h_t''(W_t)}{h_t'(W_t)} + a_3 \frac{h_t'(W_t)}{h_t(W_t) - h_t(O_t)} - a_3 \frac{1}{W_t - O_t}.$$

Let T_n denote the first (possibly infinite) time that the distance between the curve and A reaches $1/n$. Then, for a fixed A , we see that $(M_{t \wedge T_n}, t \geq 0)$ is uniformly bounded by a finite constant. Hence, if $Q_{\mathbb{H}}$ is the probability measure under which W is the driving process of the $\text{SLE}_{\bar{\kappa}}(\bar{\rho})$ η in \mathbb{H} , we can define the probability measure Q_n^* by $dQ_n^*/dQ_{\mathbb{H}} = M_{T_n}/M_0$. Under Q_n^* , we have

$$dB_t = dB_t^* + K_t dt, \quad dh_t(W_t) = \sqrt{\bar{\kappa}} h_t'(W_t) dB_t^* + \frac{\bar{\rho}}{h_t(W_t) - h_t(O_t)} h_t'(W_t)^2 dt.$$

This implies that Q_n^* is the law of a (time-changed) $\text{SLE}_{\bar{\kappa}}(\bar{\rho})$ in H_A up to the time T_n , which happens to be the (possibly infinite) first time at which this curve gets to distance $1/n$ of A .

We can now note that by definition, the sequences Q_n^* are compatible in n , so that there exists a probability measure Q^* such that, under Q^* , and for each n , the curve, up to time T_n , is an $\text{SLE}_{\bar{\kappa}}(\bar{\rho})$ in H_A up to the first time it is at distance $1/n$ of A . But we also know that an $\text{SLE}_{\bar{\kappa}}(\bar{\rho})$ in H_A almost surely does not hit A . Hence, Q^* is just the law of $\text{SLE}_{\bar{\kappa}}(\bar{\rho})$ in H_A .

By the definition of Q^* , we have that, for any n ,

$$\frac{dQ^*}{dQ_{\mathbb{H}}}(\eta) 1_{d(\eta, A) \geq 1/n} = \frac{M_{T_n}}{M_0} 1_{d(\eta, A) \geq 1/n} = \frac{M_{\infty}}{M_0} 1_{d(\eta, A) \geq 1/n}.$$

Hence, we finally see that

$$\frac{dQ^*}{dQ_{\mathbb{H}}}(\eta) 1_{d(\eta, A) > 0} = \frac{M_{\infty}}{M_0} 1_{d(\eta, A) > 0} = \Phi'_A(0)^{-\bar{\alpha}} \exp(\bar{c}L(\mathbb{H}; A, \eta)) 1_{\eta \cap A = \emptyset}.$$

Comparing this with (2), we conclude that $\bar{\kappa} = \kappa$ and that $\bar{\rho} = \bar{\rho}(\kappa, \alpha)$.

Note that a by-product of this proof (keeping in mind that (3) holds) is that in fact the stopped martingale $M_{t \wedge T}$ is indeed uniformly integrable: It is a positive martingale such that

$$E(M_T) = E(\lim_{t \rightarrow \infty} M_{t \wedge T}) \geq E(M_{\infty} 1_{T=\infty}) = \Phi'_A(0)^{\alpha} = E(M_0).$$

4 Proof of Lemma 3

We now describe the steps of the proof of Lemma 3. Quite a number of these steps are almost identical to ideas developed in [19]. We will therefore not always provide all details of those parts of the proof. Let us first note that the law of η is obviously scale-invariant, and that we already have seen that it is almost surely a simple curve. Furthermore, we know (for instance using the construction of γ via a Poisson point process of Brownian excursions, or via its $\text{SLE}_{8/3}(\rho)$ description), that almost surely, the Lebesgue measure

of $\gamma \cap (-\infty, 0)$ is zero. By construction (since $\eta \cap (-\infty, 0)$ is a subset of this set), the Lebesgue measure of $\eta \cap (-\infty, 0)$ is also 0. Hence, in order to prove the lemma, it only remains to check the “conformal Markov” property i.e. the last item in the characterization of $\text{SLE}_\kappa(\rho)$ processes derived in Subsection 2.2.

4.1 Straight exploration and the pinned path

A first idea will be not to focus only on the curve η , but to also keep track of the CLE loops that lie to its right. In other words, we will consider half-plane configurations (η, Λ) , where – as before – η is a curve in \mathbb{H} from 0 to ∞ that does not touch $(0, \infty)$ and Λ is a loop configuration in the connected component of $\mathbb{H} \setminus \eta$ that has $(0, \infty)$ on its boundary (we say that it is the connected component to the right of η). The conformal restriction property of the CLE shows that the following two constructions are equivalent:

- Construct η as in the statement (via a CLE Γ and a restriction path γ), and consider Λ to be the collection of loops in the CLE Γ (that one used to construct η) that lie to the right of η .
- First sample η , and then in the connected component H_η of $\mathbb{H} \setminus \eta$ that lies to the right of η , sample an independent CLE that we call Λ .

It turns out that the couple (η, Λ) does satisfy a simple “restriction-type” property, that one can sum up as follows: For a given $A \in \mathcal{A}$, let us condition on the event $\{\eta \cap A = \emptyset\}$. Then, one can define the collection $\tilde{\Lambda}_A$ of loops of Λ that intersect A , and the unbounded connected component \tilde{H}_A of $\mathbb{H} \setminus (A \cup \tilde{\Lambda}_A)$. We also denote by Λ_A to be the collection of loops of Λ that stay in \tilde{H}_A . Let $\Psi = \Psi(\tilde{\Lambda}_A, A)$ denote the conformal map from \tilde{H}_A onto \mathbb{H} with $\Psi(0) = 0$ and $\Psi(z) \sim z$ when $z \rightarrow \infty$. Then, the conditional law of $(\Psi(\eta), \Psi(\Lambda_A))$ (conditionally on $\eta \cap A = \emptyset$) is identical to the original law of (η, Λ) . This is a direct consequence of the construction of (η, Λ) and the restriction properties of γ and Γ .

This restriction property is of course reminiscent of the restriction property of CLEs themselves. In [19], the restriction property of CLE was exploited as follows: Fix one point in \mathbb{H} (say the point i) and discover all loops of the CLE that lie on the segment $[0, i]$ (by moving upwards on this segment) until one discovers the loop that surrounds i (see Figure 5). This can be approximated by iterating discrete small cuts, discovering the loops that intersect these cuts and repeating the procedure. The outcome was a description of the law of the loop that surrounds i at the “moment” at which one discovers it (see Proposition 4.1 in [19]).

Here, we use the very same idea, except that the goal is to cut in the domain until one reaches the curve η (note that in the CLE case, the marked point i is an interior point of \mathbb{H} and that here, the marked points 0 and ∞ on the boundary do also correspond to the choice of two degrees of freedom in the conformal map). We can for instance do this by moving upwards on the vertical half-line $L := 1 + i\mathbb{R}_+$; a simple 0-1 law argument shows that almost surely, the curve γ does intersect L , and that therefore $\eta \cap L \neq \emptyset$ too. Let η_T denote the point of $\eta \cap L$ with smallest y -coordinate. One way to find it, is to move on L upwards until one meets η for the first time. This can be approximated also by “exploration steps”, in a way that is almost identical to the explorations of CLEs described in [19]. We

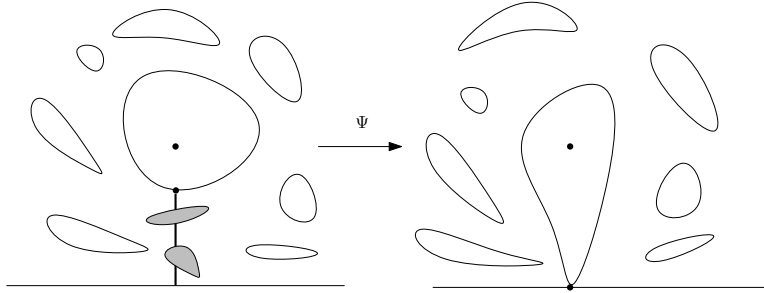


Fig. 5: Discovering the loop that surrounds i in a CLE defines a pinned loop (see [19])

refer to that paper for rather lengthy details, the arguments really just mimic those to that paper. The conclusion, analogous to Proposition 4.1 in [19] is that (see Figure 6):

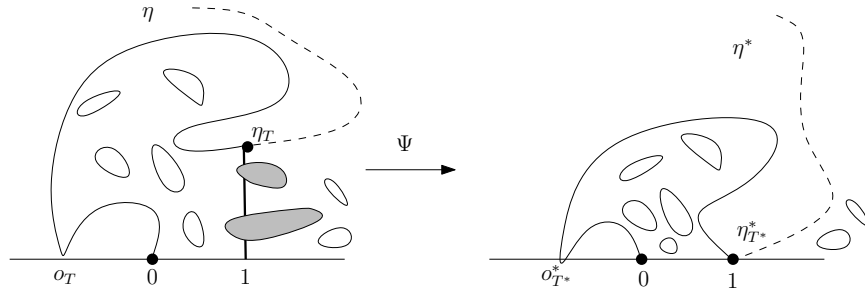


Fig. 6: Discovering η in half-plane configuration defines a pinned path

Lemma 5. *The conditional law of η conditionally on the event that η passes through the ε -neighborhood of 1, converges as $\varepsilon \rightarrow 0$ to the distribution of $\eta^* := \Psi(\eta)$, where Ψ is the conformal map from $\tilde{H}_{[1, \eta_T]}$ onto \mathbb{H} that maps the triplet $(0, \eta_T, \infty)$ onto $(0, 1, \infty)$.*

We will call η^* a “pinned” path, as in [19]. Note that this construction also shows that η^* is independent of Ψ .

4.2 Restriction property for the pinned path

When η^* is such a pinned path, then $\mathbb{H} \setminus \eta^*$ has several connected components, and we call U_0 the connected components with $(0, 1)$ on its boundary and U_+ the one with $(1, \infty)$ on its boundary (see Figure 8). If one first samples η^* and then in U_0 and U_+ samples two independent CLE_κ 's, then one gets a “pinned configuration” (η^*, Λ^*) .

This pinned configuration inherits the following restriction property from (η, Λ) : Suppose that $A \in \mathcal{A}$ with $d(1, A) > 0$, and condition on $A \cap \eta^* = \emptyset$. Then, define H_A^* for (η^*, Λ^*) just as \tilde{H}_A in the case of (η, Λ) . Note that 0 and 1 are both boundary points of H_A^* so that it is possible to define the conformal transformation Φ_A^* from H_A^* onto \mathbb{H} that fixes the three boundary points 0, 1 and ∞ .

Then, the conditional law of $\Phi_A^*(\eta^*)$ (conditionally on $\eta^* \cap A = \emptyset$) is equal to the law of η^* itself. This result just follows by passing to the limit the restriction property of (η, Λ) .

Let us define T^* the time at which $\eta_{T^*}^* = 1$, and $o_{T^*}^*$ as the leftmost point in $\eta^*[0, T^*] \cap \mathbb{R}_-$ (note that depending on the value of ρ , it may be the case that $o_{T^*}^* = 0$). Denote by φ^* the conformal map from the unbounded connected component of $\mathbb{H} \setminus \eta^*[0, T^*]$ onto \mathbb{H} , that maps the triplet $(o_{T^*}^*, 1, \infty)$ onto $(0, 1, \infty)$ (see Figure 7).

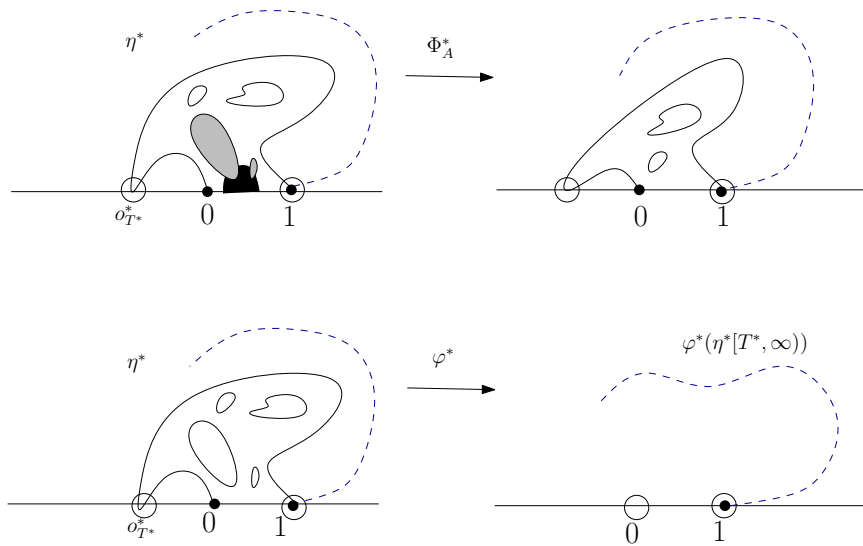


Fig. 7: Definitions of Φ_A^* and φ^*

Let us now consider a set $A \in \mathcal{A}$ that is also at positive distance from $[1, \infty)$, i.e. that is attached to the segment $[0, 1]$ (we call $\mathcal{A}_{[0,1]}$ this set of events). Then, the following restriction property will be inherited from the restriction property of (η^*, Λ^*) :

Lemma 6. *The curve $\varphi^*(\eta^*[T^*, \infty))$ is independent of the event $\eta^*[0, T^*] \cap A = \emptyset$.*

Indeed, if one conditions on the event $\eta^*[0, T^*] \cap A = \emptyset$ (which is the same as $\eta^* \cap A = \emptyset$), then the conditional law of $\Phi_A^*(\eta^*)$ is that of η^* itself, so that $\eta^*[0, T^*] \cap A = \emptyset$ and $\Phi_A^*(\eta^*)$ are independent. But $\varphi^*(\eta^*[T^*, \infty))$ can also be recovered from $\Phi_A^*(\eta^*)$ (see Figure 7). This implies the Lemma.

A direct consequence of the lemma is therefore that $\eta^*[0, T^*]$ and $\varphi^*(\eta^*[T^*, \infty))$ are independent. Indeed, the σ -field generated by the family of events of the type $\eta^*[0, T^*] \cap$

$A = \emptyset$ when $A \in \mathcal{A}_{[0,1]}$ (which is stable by finite intersections) is exactly $\sigma(\eta^*[0, T^*])$.

4.3 General explorations and consequences

In fact, just as in [19], it is easy to see that the argument that leads to Lemma 5 can be generalized to other curves than the straight line L . In particular, if we choose L to be any oriented simple curve on the grid $\delta(\mathbb{Z} \times \mathbb{N})$ that starts on the positive half-line and disconnects 0 from infinity in \mathbb{H} , then define η_T to be the point of η that L meets first, and let \tilde{L} denote the part of L until it hits η_T . We then define \tilde{H} as the unbounded connected component of the set obtained by removing from $\mathbb{H} \setminus \tilde{L}$ all the loops of Λ that intersect \tilde{L} . Let Ψ denote the conformal map from \tilde{H} onto \mathbb{H} that sends the triplet $(0, \eta_T, \infty)$ onto $(0, 1, \infty)$. Let \hat{H} be the unbounded connected component of the set obtained by removing from \mathbb{H} the union of $\eta[0, T], \tilde{L}$ and the loops in Λ that intersect \tilde{L} . Let $\hat{\Psi}_{\tilde{L}}$ denote the conformal map from \hat{H} onto \mathbb{H} that sends the triplet (o_T, η_T, ∞) onto $(0, 1, \infty)$ (see Figure 8). Then the same arguments than the ones used to derive Lemma 5 imply that $\Psi(\eta)$ has

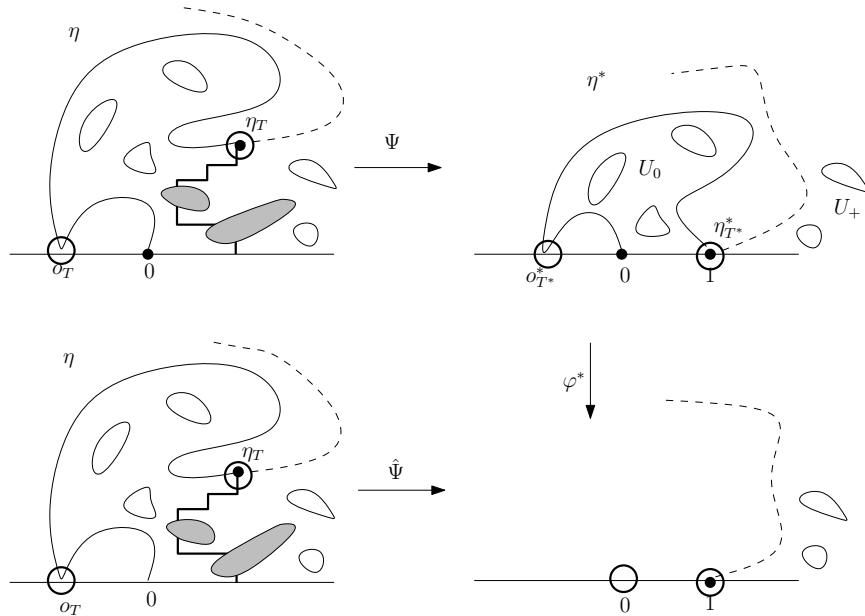


Fig. 8: Ψ , φ^* and $\hat{\Psi} = \varphi^* \circ \Psi$.

the same law as pinned path η^* . Combined with Lemma 6, this implies that $\hat{\Psi}_{\tilde{L}}(\eta[T, \infty))$ is independent of $\eta[0, T]$.

The next step of the proof is again almost identical to the corresponding one in [19]: Fix a time T and suppose that $\eta_T \notin \mathbb{R}$. Let β^n be an approximation of $\eta[0, T]$ from right on the lattice $2^{-n}(\mathbb{Z} \times \mathbb{N})$ (see Figure 9). Then for any deterministic piecewise linear path \tilde{L} , on the event $\{\beta^n = \tilde{L}\}$, the probability that \tilde{L} intersects some macroscopic loop in Λ is

very small when n is large enough, so that $\hat{\Psi}_{\tilde{L}}(\eta[T, \infty))$ is very close to $f_T(\eta[T, \infty))$ on this event. Since $\hat{\Psi}_{\tilde{L}}(\eta[T, \infty))$ is independent of $\eta[0, T]$, by passing to the limit (as $n \rightarrow \infty$), we get that $f_T(\eta[T, \infty))$ is independent of $\eta[0, T]$ as desired. This is exactly the conformal Markov property that was needed to conclude the proof of Lemma 3.

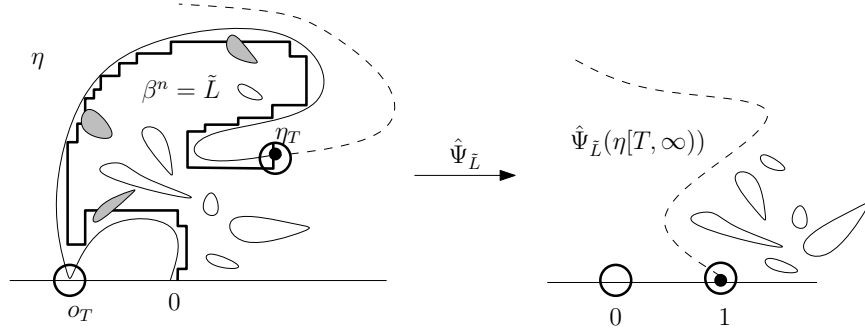


Fig. 9: $\hat{\Psi}_{\tilde{L}}$ maps the triplet (o_T, η_T, ∞) onto $(0, 1, \infty)$.

5 Consequences for second-moment estimates

In order to illustrate how the present construction can be used in order to derive directly some properties of $\text{SLE}_{\kappa}(\rho)$ processes, we are going to derive in this section some information about the intersection of $\text{SLE}_{\kappa}(\rho)$ processes and the real line. Analogous ideas have been used in [12] to study the dimension of the CLE gasket, but the situation here is even more convenient.

Recall that from the definition, we know that the $\text{SLE}_{\kappa}(\rho)$ process η , from 0 to ∞ in \mathbb{H} does not touch the positive half-line, but – as we already mentioned –, its definition via the Loewner equation and Bessel processes shows that it touches almost surely the negative half-line as soon as $\rho < (\kappa/2) - 2$. For instance, for $\kappa = 4$, this will happen for $\rho \in (-2, 0)$, while for $\kappa = 3$, this will occur for $\rho \in (-2, -1/2)$. Here for obvious reasons, we will restrict ourselves to the case where $\kappa \in (8/3, 4]$.

Proposition 7. *For $\kappa \in (8/3, 4]$ and $\rho \in (-2, -2 + \kappa/2)$, then the Hausdorff dimension of $\eta \cap \mathbb{R}_-$ is almost surely equal to $1 - (\rho + 2)(\rho + 4 - \kappa/2)/\kappa$.*

Note that this result is also derived in [11] for all $\kappa \in (0, 8)$ and $\rho \in (-2, -2 + (\kappa/2))$ using the properties of flow lines of GFF introduced in [9].

Before turning our attention to the proof of this result, let us first focus on the following related question: Let us fix $c \in (0, 1)$ and $\alpha > 0$. Consider on the one hand a Brownian loop-soup with intensity c in the upper half-plane, and its corresponding CLE_{κ} sample consisting of the outermost boundaries of the loop-soup clusters, as in [19].

On the other hand, consider a Poisson point process $(b_j, j \in J)$ of Brownian excursions away from the real line in \mathbb{H} , with intensity α . Each of these excursions b_j has a starting point S_j and an endpoint E_j that both lie on the real axis.

For each point x on the real line, for each $\varepsilon < r$, we define the semi-ring

$$A_x(\varepsilon, r) := \{z \in \overline{\mathbb{H}} : \varepsilon < |z - x| < r\}.$$

For each given ε and r , we can artificially restrict ourselves to those Brownian loops and excursions that stay in $A_x(\varepsilon, r)$. We define the event $E_x(\varepsilon, r)$ that the union of all these paths does not disconnect x from infinity in \mathbb{H} (see Figure 10).

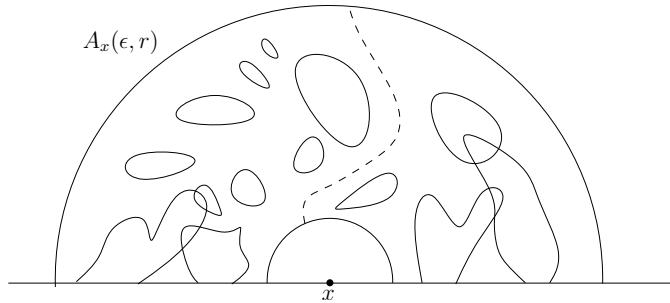


Fig. 10: Event $E_x(\varepsilon, r)$: x is not disconnected from ∞ by the excursions and loops.

Clearly, the probability of $E_x(\varepsilon, r)$ is in fact a function of ε/r and does not depend on x . Let us denote this probability by $p(\varepsilon/r)$. It is elementary to see that for all $\varepsilon, \varepsilon' < 1$,

$$p(\varepsilon\varepsilon') \leq p(\varepsilon)p(\varepsilon').$$

Indeed, if one divides $A_0(\varepsilon\varepsilon', 1)$ into the two semi-annuli $A_0(\varepsilon\varepsilon', \varepsilon)$ and $A_0(\varepsilon, 1)$, one notices that

$$E_0(\varepsilon\varepsilon', 1) \subset E_0(\varepsilon\varepsilon', \varepsilon) \cap E_0(\varepsilon, 1)$$

and the latter two events are independent, due to their Poissonian definition.

On the other hand, for some universal constant C , we know that for all $\varepsilon, \varepsilon' < 1/4$,

$$p(8\varepsilon\varepsilon') \geq Cp(\varepsilon)p(\varepsilon'). \quad (4)$$

Indeed, let us consider the following three events:

- U_1 : No CLE loop touches both $\{z : |z| = 2\}$ and $\{z : |z| = 4\}$
- U_2 : No Brownian excursion touches both $\{z : |z| = 1\}$ and $\{z : |z| = 2\}$.
- U_3 : No Brownian excursion touches both $\{z : |z| = 4\}$ and $\{z : |z| = 8\}$.

All the events $U_1, U_2, U_3, E_0(8\varepsilon, 8)$ and $E_0(1, 1/\varepsilon')$ are decreasing events of the Poisson point processes of loops and excursions (i.e. if an event fails to be true, then adding an

extra excursion or loop will not fix it). Hence, they are positively correlated. Furthermore, we have chosen these events in such a way that

$$(U_1 \cap U_2 \cap U_3 \cap E_0(8\varepsilon, 8) \cap E_0(1, 1/\varepsilon')) \subset E_0(8\varepsilon, 1/\varepsilon').$$

The fact that $c \leq 1$ ensures that the events U_1 , U_2 and U_3 have a positive probability. Putting the pieces together, we get that

$$p(8\varepsilon\varepsilon') = P(E_0(8\varepsilon, 1/\varepsilon')) \geq P(U_1 \cap U_2 \cap U_3)p(\varepsilon)p(\varepsilon')$$

from which (4) follows. Hence, if we define $q(\varepsilon) := Cp(8\varepsilon)$, we get $q(\varepsilon\varepsilon') \geq q(\varepsilon)q(\varepsilon')$.

These properties of $p(\varepsilon)$ and $q(\varepsilon)$ ensure that there exists a positive finite β and a constant C' such that for all $\varepsilon < 1/8$,

$$\varepsilon^\beta \leq p(\varepsilon) \leq C'\varepsilon^\beta.$$

Let us now focus on the proof of the proposition. First, let us note that a simple 0-1 argument (because the studied property is invariant under scaling) shows that there exists D such that almost surely, the dimension of $\eta \cap \mathbb{R}_-$ is equal to D . Furthermore, we can use scale-invariance again to see that in order to prove that D is equal to some given value d , it suffices to prove that on the one hand, almost surely, the Hausdorff dimension of $\eta \cap [-2, -1]$ does not exceed d , and that on the other hand, with positive probability, the Hausdorff dimension of $\eta \cap [-2, -1]$ is equal to d .

Let us now note that if a point $x \in [-2, -1]$ belongs to the ε -neighborhood K_ε of η , then it implies that $E_x(\varepsilon, 1)$ holds. Hence, the first moment estimate implies readily that almost surely, the Minkovski dimension of $\eta \cap [-2, -1]$ is not greater than $1 - \beta$, and therefore that $D \leq 1 - \beta$.

In order to prove that with positive probability, the dimension of $\eta \cap [-2, -1]$ is actually equal to $1 - \beta$, we can make the following two observations.

- Suppose that $x \in [-2, -1]$ and that $E_x(\varepsilon/2, 8)$ holds. Suppose furthermore that no excursion in the Poisson point process of excursions attached to $(-\infty, -6)$ does intersect the ball of radius 4 around the origin, no excursion in the Poisson point process excursions attached to $(-2, 0)$ exits the ball of radius 4 around -2 . Suppose furthermore that no loop in the CLE (in \mathbb{H}) intersects both the circle of radius 4 and 6 around the origin. Note that these two events have positive probability and are positively correlated to $E_x(\varepsilon/2, 8)$ (they are all decreasing events of the Poisson point processes of loops and excursions). Then, by construction, x is necessarily in the ε -neighborhood of η . It therefore follows that for some constant c' , for all $x \in [-2, -1]$,

$$P(x \in K_\varepsilon) \geq c'\varepsilon^\beta.$$

- Suppose now that $-2 < x < y < -1$, that $y - x < 1/4$ and that $\varepsilon < (y - x)/4$. Clearly, if both x and y belong to K_ε , then it means that the three events $E_x(\varepsilon, (y - x)/2)$, $E_y(\varepsilon, (y - x)/2)$ and $E_x(2(y - x), 1/2)$ hold. These three events are independent, and the previous estimates therefore yield that there exists a constant c'' such that

$$P(x \in K_\varepsilon, y \in K_\varepsilon) \leq c'' \frac{\varepsilon^{2\beta}}{(y - x)^\beta}.$$

Standard arguments (see for instance [8]) then imply that with positive probability, the dimension of $\eta \cap [-2, -1]$ is not smaller than $1 - \beta$. This concludes the proof of the fact that almost surely, the Hausdorff dimension of $\eta \cap (-\infty, 0)$ is almost surely equal to $1 - \beta$.

In order to conclude, it remains to compute the actual value of β . A proof of this is provided in [11] using the framework of flow lines of the Gaussian Free Field. Let us give here an outline of how to compute β bypassing the use of the Gaussian Free Field, using the more classical direct way to derive the values of such exponents i.e. to exhibit a fairly simple martingales involving the derivatives of the conformal maps at a point, and then to use this to estimate the probability that the path ever reaches a small distance of this point: Consider the $\text{SLE}_\kappa(\rho)$ process in \mathbb{H} from 0 to ∞ , and keep the same notations as in Subsection 2.2. First, one can note that for any real ν ,

$$M_t = g'_t(-1)^{\nu(\kappa\nu+4-\kappa)/4} (W_t - g_t(-1))^\nu (O_t - g_t(-1))^{\nu\rho/2}$$

is a local martingale. We then choose $\nu = (\kappa - 8 - 2\rho)/\kappa$, and define $\tilde{\beta} := (\rho + 2)(\rho + 4 - \kappa/2)/\kappa$ as well as

$$Y_t = \frac{O_t - g_t(-1)}{g'_t(-1)}, \quad N_t = \frac{O_t - g_t(-1)}{W_t - g_t(-1)}, \quad \tau_\varepsilon = \inf\{t : Y_t = \varepsilon\}.$$

Then $M_t = Y_t^{-\tilde{\beta}} N_t^{-\nu}$. Furthermore, the probability that the curve gets within the ball centered at -1 of radius ε is comparable to $P(\tau_\varepsilon < \infty)$. But, one has

$$P(\tau_\varepsilon < \infty) = E(M_{\tau_\varepsilon} N_{\tau_\varepsilon}^\nu 1_{\tau_\varepsilon < \infty}) \varepsilon^{\tilde{\beta}} = E^*(N_{\tau_\varepsilon}^\nu) \varepsilon^{\tilde{\beta}}$$

where P^* is the measure P weighted by the martingale M . Under P^* , we have that $\tau_\varepsilon < \infty$ almost surely and that $E^*(N_{\tau_\varepsilon}^\nu)$ is bounded both sides by universal constants independent of ε . It follows that indeed $\beta = \tilde{\beta}$.

We conclude with the following two remarks:

- Similar second-moment estimates can be performed for other questions related to $\text{SLE}_\kappa(\rho)$ processes for $\kappa \in (8/3, 4]$ and $\rho > -2$. For instance the boundary proximity estimates from Schramm and Zhou [17] can be generalized/adapted to the $\text{SLE}_\kappa(\rho)$ cases. We leave this to the interested reader.
- It is proved in [9] that the left boundary of an $\text{SLE}_{\kappa_0}(\rho_0)$ process for $\kappa_0 > 4$ and $\rho_0 > -2$ is an $\text{SLE}_{\kappa_1}(\rho_1, \rho_2)$ process for $\kappa_1 = 16/\kappa_0$ with an explicit expression of ρ_1 and ρ_2 in terms of (κ_0, ρ_0) (this is the “generalized SLE duality”). Hence, it follows from Proposition 7 that its statement (i.e. the formula for the Hausdorff dimension) in fact holds true for all $\kappa \in (4, 6)$ as well. However, since the Gaussian Free Field approach is anyway used in the derivation of this generalized duality result, it is rather natural to use also the Gaussian Free Field in order to derive the second moments estimates, as done in [11]. The same remark applies to the intersection of the right boundary of an $\text{SLE}_{\kappa_0}(\rho_0)$ when $\kappa_0 > 4$ and $\rho_0 \in (-2, 0)$; the Hausdorff dimension of the intersection of this right boundary with \mathbb{R}_- then turns out to be

$$1 - \frac{(\rho_0 + 2)(\rho_0 + (\kappa_0/2))}{\kappa_0} = -\rho_0 \left(\frac{\rho_0 + 2}{\kappa_0} + \frac{1}{2} \right).$$

References

- [1] Dmitry Chelkak, Hugo Duminil-Copin, Clément Hongler, Antti Kemppainen and Stanislav Smirnov. Convergence of Ising interfaces to Schramms SLEs. preliminary version, 2012
- [2] Dmitry Chelkak and Stanislav Smirnov. Universality in the 2D Ising model and conformal invariance of fermionic observables. *Invent. Math.*, 189:515–580, 2012.
- [3] Julien Dubédat. SLE(κ, ρ) martingales and duality. *Ann. Probab.*, 33:223–243, 2005.
- [4] Julien Dubédat. Duality of Schramm-Loewner Evolutions. *Ann. Sci. ENS.*, 42:697–724, 2009.
- [5] Gregory Lawler, Oded Schramm, and Wendelin Werner. Conformal restriction: the chordal case. *J. Amer. Math. Soc.*, 16:917–955, 2003.
- [6] Gregory F. Lawler. *Conformally invariant processes in the plane*, volume 114 of *Mathematical Surveys and Monographs*. American Mathematical Society, Providence, RI, 2005.
- [7] Gregory F. Lawler and Wendelin Werner. The Brownian loop soup. *Probab. Theory Related Fields*, 128:565–588, 2004.
- [8] Peter Mörters and Yuval Peres. *Brownian motion*. Cambridge University Press, 2010.
- [9] Jason Miller and Scott Sheffield. Imaginary geometry i: Interacting SLEs. Preprint, 2012.
- [10] Jason Miller and Scott Sheffield. Imaginary geometry ii: reversibility of SLE $_{\kappa}(\rho_1; \rho_2)$ for $\kappa \in (0, 4)$. Preprint, 2012.
- [11] Jason Miller and Hao Wu. In preparation, 2012.
- [12] Şerban Nacu and Wendelin Werner. Random soups, carpets and fractal dimensions. *J. Lond. Math. Soc. (2)*, 83:789–809, 2011.
- [13] Daniel Revuz and Marc Yor. *Continuous martingales and Brownian motion*. Springer-Verlag, Berlin, third edition, 1999.
- [14] Oded Schramm. Scaling limits of loop-erased random walks and uniform spanning trees. *Israel J. Math.*, 118:221–288, 2000.
- [15] Oded Schramm, Scott Sheffield and David Wilson. Conformal radii for conformal loop ensembles. *Comm. Math. Phys.*, 288:43–53, 2009.
- [16] Oded Schramm and David B. Wilson. SLE coordinate changes. *New York J. Math.*, 11:659–669, 2005.
- [17] Oded Schramm and Wang Zhou. Boundary proximity of SLE. *Probab. Theor. Rel. Fields*. 146:435–450, 2010.
- [18] Scott Sheffield. Exploration trees and conformal loop ensembles. *Duke Math. J.*, 147:79–129, 2009.

- [19] Scott Sheffield and Wendelin Werner. Conformal loop ensembles: The markovian characterization and the loop-soup construction. *Ann. Math.*, 176:1827-1917, 2012.
- [20] Wendelin Werner. SLEs as boundaries of clusters of Brownian loops. *C. R. Math. Acad. Sci. Paris*, 337:481–486, 2003.
- [21] Wendelin Werner. Girsanov’s transformation for $SLE(\kappa, \rho)$ processes, intersection exponents and hiding exponents. *Ann. Fac. Sci. Toulouse Math. (6)*, 13:121–147, 2004.
- [22] Wendelin Werner. Conformal restriction and related questions. *Probab. Surv.*, 2:145–190, 2005.
- [23] Wendelin Werner and Hao Wu. On conformally invariant CLE explorations. preprint, 2011.
- [24] Dapeng Zhan. Reversibility of chordal SLE. *Ann. Probab.*, 36:1472–1494, 2008.
- [25] Dapeng Zhan. Reversibility of some chordal $SLE(\kappa; \rho)$ traces. *J. Stat. Phys.*, 139:1013-1032, 2010.

Département de Mathématiques, Université Paris-Sud, 91405 Orsay Cedex, France

wendelin.werner@math.u-psud.fr

hao.wu@math.u-psud.fr