

Decoherence-free linear quantum systems

Naoki Yamamoto

Department of Applied Physics and Physico-Informatics, Keio University, Hiyoshi
3-14-1, Kohoku-ku, Yokohama 223-8522, Japan

E-mail: yamamoto@appi.keio.ac.jp

Abstract.

This paper provides a general theory to characterize and construct a decoherence-free (DF) dynamics for infinite dimensional (i.e., continuous-variable) linear open quantum systems. The main idea is that, based on the Heisenberg picture of the dynamics rather than the commonly-taken Schrödinger picture, the notion of controllability and observability in control theory is employed to characterize a DF dynamics. A particularly useful result is a general if and only if condition for a linear system to have a DF component; this condition is used to demonstrate how to actually construct a DF dynamics in some specific systems. It is also shown that, as in the finite dimensional (i.e., discrete-variable) case, we are able to do coherent manipulation and preservation of a state of a DF dynamics.

1. Introduction

The theory of decoherence-free subspaces (DF subspaces or DFSs) [1, 2] provides a very promising basis for realizing various key technologies in quantum information sciences such as quantum computation [3, 4, 5, 6, 7, 8, 9], memory [10, 11], communication [12, 13, 14], and methodology [15]. It also should be mentioned that some experimental demonstrations have been reported [16, 17, 18, 19]. The usefulness of the theory of DFS lies in the fact that, although in reality any quantum system is an open system interacting with surrounding environment, the existence of a DF component in a given open system implies the realizability of an ideal quantum information processing based on the corresponding closed system.

Let us now review the basic idea of DFSs. Our interest is in a finite-dimensional open quantum system interacting with an environment composed of finite number of boson field channels. Especially when the interaction is instantaneous and thus a Markovian approximation can be taken, the system's density matrix $\hat{\rho}$ evolves in time with the following master equation:

$$\frac{d\hat{\rho}}{dt} = -i[\hat{H}, \hat{\rho}] + \sum_{k=1}^m \left(\hat{L}_k \hat{\rho} \hat{L}_k^* - \frac{1}{2} \hat{L}_k^* \hat{L}_k \hat{\rho} - \frac{1}{2} \hat{\rho} \hat{L}_k^* \hat{L}_k \right), \quad (1)$$

where \hat{H} is the system Hamiltonian and \hat{L}_k represents the coupling of the system to the k -th environment channel. Due to the second term, the time-evolution of $\hat{\rho}$ is not unitary, implying that in general coherent manipulation or preservation of an arbitrary state of an open system is impossible. Nevertheless, if the system has a specific structure, which is usually related to a symmetric structure of the dynamics, the system contains a component that is not affected by the environment. More specifically, if the system matrices \hat{H} and \hat{L}_k satisfy specific algebraic conditions [1, 2], then in a certain basis the system state is represented as $\hat{\rho} = \text{diag}\{\hat{\rho}_{\text{DF}}, O\}$ (block diagonal matrix) with $\hat{\rho}_{\text{DF}}$ obeying a unitary evolution, while the decohered (D) component $\hat{\rho} = \text{diag}\{O, \hat{\rho}_{\text{D}}\}$ is still subjected to a non-unitary dynamics; that is, the dynamics of these states are respectively given by

$$\frac{d\hat{\rho}_{\text{DF}}}{dt} = -i[\hat{H}_{\text{DF}}, \hat{\rho}_{\text{DF}}], \quad (2)$$

$$\frac{d\hat{\rho}_{\text{D}}}{dt} = -i[\hat{H}', \hat{\rho}_{\text{D}}] + \sum_{k=1}^m \left(\hat{L}'_k \hat{\rho}_{\text{D}} \hat{L}'_k{}^* - \frac{1}{2} \hat{L}'_k{}^* \hat{L}'_k \hat{\rho}_{\text{D}} - \frac{1}{2} \hat{\rho}_{\text{D}} \hat{L}'_k{}^* \hat{L}'_k \right), \quad (3)$$

where \hat{H}_{DF} is the Hamiltonian that governs the unitary time-evolution of the state $\hat{\rho}_{\text{DF}}$. Therefore, devising \hat{H}_{DF} appropriately, we can carry out some desirable unitary gate operations even in an open system.

Based on the above discussion, we here come up with the following question; is it possible to construct a DF dynamics of the form (2) for an infinite-dimensional system? This question is equivalent to asking the applicability of the above theory for discrete variable (DV) systems to continuous variable (CV) systems [20, 21]. Recent rapid progress of quantum information sciences with infinite-dimensional/CV systems

strongly indicates the need of a general theory of DFSs for those systems. However, the decomposition $\hat{\rho} = \text{diag}\{\hat{\rho}_{\text{DF}}, O\}$ makes sense only when $\hat{\rho}$ is a finite dimensional matrix; in contrast, it is very unclear how to make such a partitioning of an infinite-dimensional operator. A particularly straightforward way utilizing the theory for finite dimensional systems is to describe a given infinite dimensional system in terms of a countable basis such as the number basis $\{|n\rangle\}_{n=0,1,2,\dots}$ [2, 22, 23]. Actually in this case the cutting-line between the DF and the D spaces, if it exists, becomes clear. Note that this approach is rigorously valid only when the state of the DFS can be completely represented by a finite set of basis vectors; but even a very simple coherent state is not contained in this class of states. Therefore, for such a case, we truncate the set of basis vectors and obtain an approximated DF state.

This paper provides a basic framework for examining a general *linear quantum system* having a DF component, without any approximation. A linear system is an infinite dimensional open system that describes the dynamics of, for instance, optical modes of a light field [24, 25], position of an opto-mechanical oscillator [26, 27], vibration mode of a trapped particle [28], collective spin component of a large atomic ensemble [29, 30, 31], or more generally canonical conjugate pairs of a harmonic oscillator network [32, 33, 34], which can all serve as quantum-information devices. The key ideas used are mainly twofold. As mentioned above, in the infinite dimensional case, in general there is no explicit way of partitioning a density operator into the DF and the D parts in the corresponding infinite-dimensional Hilbert space. The first main idea is that, therefore, we focus on the set of physical observables that completely characterizes the system of interest, rather than its state, and divide them into two classes corresponding to DF and D parts. For this purpose, we represent the system in the Heisenberg picture; in this case the system dynamics is not described by a master equation (1), but by a *quantum stochastic differential equation (QSDE)* [24, 25, 35, 36, 37], where in this case the dynamical equation explicitly contains the input noise brought from the environment and also the output equation is obtained in an explicit form. This feature of the QSDE formalism is vital, because it is then clear to see that the DF observables construct a sub-dynamics that is not affected by the input noise and cannot be seen from the output. The second main idea is that we employ the notions of *controllability* and *observability* in control theory [38, 39], in order to characterize such an isolated sub-dynamics of a given system. (Note that the term “observability” is conventionally used in control theory, and it does not mean a physical quantity.) In particular, in the linear case, it is well known in control theory that such controllability and observability properties can be straightforwardly captured by simple matrix algebras that only require us to compute the rank of certain matrices. As a result, based on the QSDE representation of a given linear open quantum system, we obtain a simple necessary and sufficient condition for that system to have a DF component; this result will be given in Section 3.

Once a DF dynamics is constructed, then we should be interested in the *stability* of the dynamics. This is a property that autonomously erases the correlation between the DF and the D parts, and it has been extensively investigated for finite dimensional

systems [40, 41, 42]. In our case, by limiting the state to a Gaussian state [43, 44], a simple if and only if criterion that guarantees the stability of a linear DF dynamics is obtained, which will be discussed in Section 4.

The remaining part of the paper is devoted to the study of some concrete examples of a DF linear system, which is conceptually divided into two topics as follows.

(i) (Section 5) The first topic deals with coherent manipulation and preservation of a state of a DF linear system. More specifically, it is demonstrated that, in a specific two-mode linear system having a one-mode DF component, arbitrary linear unitary gate operation and state preservation are possible under relatively mild assumptions. It will be also shown, for the same system, that preserving a state of the DF dynamics is equivalent to preserving a certain entangled state among the whole two-mode system. In addition, a stability property is examined, showing its importance in realizing robust state manipulation and preservation with the DF system.

(ii) (Section 6) The second is about how to engineer a DF dynamics for a given open linear system. We actually find in two specific examples that, by appropriately devising an auxiliary system coupled to the original one, it is possible to embed a physically meaningful dynamics in the DF system. Therefore, in addition to the practical merit that a DF system can be used for coherent quantum information processing, a DF system is useful in the sense that it can be used for simulating an ideal closed quantum system in a realistic open environment.

We use the following notations: for a matrix $A = (a_{ij})$, the symbols A^\dagger , A^\top , and $A^\#$ represent its Hermitian conjugate, transpose, and elementwise complex conjugate of A , i.e., $A^\dagger = (a_{ji}^*)$, $A^\top = (a_{ji})$, and $A^\# = (a_{ij}^*) = (A^\dagger)^\top$, respectively. For a matrix of operators, $\hat{A} = (\hat{a}_{ij})$, we use the same notation, in which case \hat{a}_{ij}^* denotes the adjoint to \hat{a}_{ij} . I_n denotes the $n \times n$ identity matrix. \Re and \Im denote the real and imaginary parts, respectively. O is a zero matrix with appropriate dimension.

2. Preliminaries

2.1. The QSDE

Let us consider an open system interacting with some environment channels, which are assumed to be independent vacuum fields for simplicity. The time-evolution of an observable of this system can be described by a QSDE. Let $\hat{a}_i(t)$ be the annihilation operator of the i -th vacuum field and take the Markovian approximation; i.e., we assume that $\hat{a}_i(t)$ instantaneously interacts with the system and satisfies the *canonical commutation relation* (CCR) $[\hat{a}_i(s), \hat{a}_j^*(t)] = \delta_{ij}\delta(t-s)$. Then, the field annihilation process $\hat{A}_i(t) = \int_0^t \hat{a}_i(s)ds$ satisfies the following *quantum Ito rule* [24, 25, 35, 36, 37]:

$$d\hat{A}_i d\hat{A}_j^* = \delta_{ij}dt, \quad d\hat{A}_i d\hat{A}_j = d\hat{A}_i^* d\hat{A}_j^* = d\hat{A}_i^* d\hat{A}_j = 0.$$

The system-field coupling in the time interval $[t, t+dt)$ is described by the unitary operator $\hat{U}(t+dt, t) = \exp[\sum_i (\hat{L}_i d\hat{A}_i^* - \hat{L}_i^* d\hat{A}_i)]$, where \hat{L}_i is a system operator representing the coupling with the i -th vacuum field. A system observable $\hat{X}(0)$ evolves

in the Heisenberg picture to $\hat{X}(t) = \hat{U}(t)^* \hat{X}(0) \hat{U}(t)$, where $\hat{U}(t)$ is the unitary operator from time $t = 0$ to t , which is constructed from the relation $\hat{U}(t+dt) = \hat{U}(t+dt, t) \hat{U}(t)$. Then the QSDE of $\hat{X}(t)$ is given by

$$d\hat{X}(t) = \left(i[\hat{H}(t), \hat{X}(t)] + \sum_{i=1}^m (\hat{L}_i^*(t) \hat{X}(t) \hat{L}_i(t) - \frac{1}{2} \hat{L}_i^*(t) \hat{L}_i(t) \hat{X}(t) - \frac{1}{2} \hat{X}(t) \hat{L}_i^*(t) \hat{L}_i(t)) \right) dt + \sum_{i=1}^m \left([\hat{X}(t), \hat{L}_i(t)] d\hat{A}_i^* - [\hat{X}(t), \hat{L}_i^*(t)] d\hat{A}_i \right). \quad (4)$$

Here, we have added a system Hamiltonian \hat{H} and defined $\hat{H}(t) = \hat{U}(t)^* \hat{H} \hat{U}(t)$ and $\hat{L}_i(t) = \hat{U}(t)^* \hat{L}_i \hat{U}(t)$. The master equation (1) of the unconditional density operator of the system, $\hat{\rho}(t)$, is obtained through the time evolution of the mean value of $\hat{X}(t)$ and the relation $\langle \hat{X}(t) \rangle = \text{Tr}(\hat{X}(0) \hat{\rho}(t))$. The change of the field operator is also obtained explicitly; the output field $\hat{A}_i^{\text{out}}(t) := \hat{U}(t)^* \hat{A}_i(t) \hat{U}(t)$ after the interaction satisfies

$$d\hat{A}_i^{\text{out}}(t) = \hat{L}_i(t) dt + d\hat{A}_i(t). \quad (5)$$

2.2. Quantum linear systems

In this paper, we consider a general multi-mode boson system with canonical conjugate pairs (\hat{q}_i, \hat{p}_i) . Assume here that the system is composed of n subsystems, and then define the vector of operators $\hat{x} := (\hat{q}_1, \hat{p}_1, \dots, \hat{q}_n, \hat{p}_n)^\top$. The CCR $[\hat{q}_i, \hat{p}_j] = i\delta_{ij}$ leads to

$$\hat{x}\hat{x}^\top - (\hat{x}\hat{x}^\top)^\top = i\Sigma_n, \quad \Sigma_n := \text{diag}\{\Sigma, \dots, \Sigma\}, \quad \Sigma := \begin{pmatrix} 0 & 1 \\ -1 & 0 \end{pmatrix}. \quad (6)$$

(Σ_n is a $2n \times 2n$ block diagonal matrix.) We are interested in a system whose Hamiltonian and coupling operator are respectively given by

$$\hat{H} = \hat{x}^\top G \hat{x} / 2, \quad \hat{L}_k = c_k^\top \hat{x},$$

where $G = G^\top \in \mathbb{R}^{2n \times 2n}$ and $c_k \in \mathbb{C}^{2n}$ [25]. Also let us define the quadrature pairs of the noise process:

$$\hat{Q}_i = (\hat{A}_i + \hat{A}_i^*) / \sqrt{2}, \quad \hat{P}_i = (\hat{A}_i - \hat{A}_i^*) / \sqrt{2}i, \quad (7)$$

and collect them into a single vector as $\hat{W} = (\hat{Q}_1, \hat{P}_1, \dots, \hat{Q}_m, \hat{P}_m)^\top$. Then, from the QSDE (4), the vector of system variables $\hat{x}(t) = (\hat{q}_1(t), \hat{p}_1(t), \dots, \hat{q}_n(t), \hat{p}_n(t))^\top$, where $\hat{q}_i(t) = \hat{U}(t)^* \hat{q}_i \hat{U}(t)$ and $\hat{p}_i(t) = \hat{U}(t)^* \hat{p}_i \hat{U}(t)$, satisfies the following linear equation:

$$d\hat{x}(t) = A\hat{x}(t)dt + \Sigma_n \bar{C}^\top \Sigma_m d\hat{W}(t). \quad (8)$$

The coefficient matrices are given by $A = \Sigma_n [G + \bar{C}^\top \Sigma_m \bar{C} / 2] \in \mathbb{R}^{2n \times 2n}$ and

$$\bar{C} := \sqrt{2}(\Re(c_1), \Im(c_1), \dots, \Re(c_m), \Im(c_m))^\top \in \mathbb{R}^{2m \times 2n}.$$

Moreover, corresponding to the quadrature representation of the input field (7), let us define the output process as

$$\hat{Q}_i^{\text{out}} = (\hat{A}_i^{\text{out}} + \hat{A}_i^{\text{out}*}) / \sqrt{2}, \quad \hat{P}_i^{\text{out}} = (\hat{A}_i^{\text{out}} - \hat{A}_i^{\text{out}*}) / \sqrt{2}i,$$

and collect them as $\hat{\mathcal{W}}^{\text{out}} = (\hat{Q}_1^{\text{out}}, \hat{P}_1^{\text{out}}, \dots, \hat{Q}_m^{\text{out}}, \hat{P}_m^{\text{out}})^\top$. Then, from Eq. (5) we have

$$d\hat{\mathcal{W}}^{\text{out}}(t) = \bar{C}\hat{x}(t)dt + d\hat{\mathcal{W}}(t). \quad (9)$$

Note that all the $2m$ elements of the vector $\hat{\mathcal{W}}^{\text{out}}$ cannot be measured simultaneously; the output equation corresponding to a linear measurement (e.g., Homodyne detection) is of the form

$$dY(t) := Md\hat{\mathcal{W}}^{\text{out}}(t) = M\bar{C}\hat{x}(t)dt + Md\hat{\mathcal{W}}(t),$$

where M is a $m \times 2m$ real matrix satisfying $M\Sigma_m M^\top = O$, meaning that all the elements of $Y(t)$ commute with each other as well as with those of $Y(s)$ at different time s . To denote the system variable, in what follows we often omit the time index t and simply use \hat{x} ; to avoid confusion, the initial value is explicitly expressed as $\hat{x}(0)$.

Now let $\langle \hat{x} \rangle$ be the mean vector and $V = \langle \Delta\hat{x}\Delta\hat{x}^\top + (\Delta\hat{x}\Delta\hat{x}^\top)^\top \rangle / 2$, $\Delta\hat{x} = \hat{x} - \langle \hat{x} \rangle$ be the covariance matrix, where the mean is taken elementwise. Note that the uncertainty relation $V + i\Sigma_n/2 \geq 0$ holds. For the linear system (8), the time-evolutions of $\langle \hat{x} \rangle$ and V are respectively given by

$$d\langle \hat{x} \rangle / dt = A\langle \hat{x} \rangle, \quad dV/dt = AV + VA^\top + D, \quad (10)$$

where $D = \Sigma_n^\top \bar{C}^\top \bar{C} \Sigma_n / 2$.

2.3. Gaussian systems

A quantum Gaussian state can be characterized by only the mean vector $\langle \hat{x} \rangle$ and the covariance matrix V [43, 44]. More specifically, its Wigner function is identical to the Gaussian probabilistic distribution with mean $\langle \hat{x} \rangle$ and covariance V . A notable property of a linear system is that it preserves the Gaussianity of the state; that is, if the initial state of the system (8) is Gaussian, then, for all later time t the state is Gaussian with mean $\langle \hat{x}(t) \rangle$ and covariance $V(t)$, whose time evolutions are given by Eq. (10). A steady state of this Gaussian system exists only when A is a *Hurwitz* matrix, i.e., all the eigenvalues of A have negative real parts. If it exists, the mean vector is $\langle \hat{x}(\infty) \rangle = 0$, and the covariance matrix $V(\infty)$ is given by the unique solution to the algebraic matrix equation $AV(\infty) + V(\infty)A^\top + D = O$. Note that a non-Gaussian state can be generated in a linear system.

2.4. Controllability and observability

Let us here consider the following general linear system, which is not necessarily limited to a quantum system:

$$\dot{x} = Ax + Bu, \quad y = Cx, \quad (11)$$

where x is the system variable of dimension n , and u and y are an input and an output with certain dimensions, respectively. Note that in this case u represents any input such as a disturbing noise or a tunable control signal. Now define the *controllability matrix* $\mathcal{C} = (B, AB, \dots, A^{n-1}B)$ and assume that $\text{rank}(\mathcal{C}) = n'$. (Note $n' \leq n$ in general.)

Then, there exists a linear coordinate transformation $x \rightarrow x' = (x'_1{}^\top, x'_2{}^\top)^\top$ such that the system (11) is transformed to

$$\frac{d}{dt} \begin{pmatrix} x'_1 \\ x'_2 \end{pmatrix} = \begin{pmatrix} A'_{11} & O \\ A'_{21} & A'_{22} \end{pmatrix} \begin{pmatrix} x'_1 \\ x'_2 \end{pmatrix} + \begin{pmatrix} O \\ B'_2 \end{pmatrix} u, \quad y = (C'_1, C'_2) \begin{pmatrix} x'_1 \\ x'_2 \end{pmatrix},$$

where x'_1 is of dimension $n - n'$. This equation shows that x'_1 is not affected by u , hence it is called *uncontrollable* with respect to (w.r.t.) u . Of course, if $n' = n$, or equivalently if \mathcal{C} is of full rank, then all the elements of x is affected by u and in this case the system is called controllable. Next, let us define the *observability matrix* $\mathcal{O} = (C^\top, A^\top C^\top, \dots, (A^\top)^{n-1} C^\top)^\top$ and assume that $\text{rank}(\mathcal{O}) = n''$. Then, there exists a linear coordinate transformation that transforms Eq. (11) to a linear system of the following form:

$$\frac{d}{dt} \begin{pmatrix} x''_1 \\ x''_2 \end{pmatrix} = \begin{pmatrix} A''_{11} & A''_{12} \\ O & A''_{22} \end{pmatrix} \begin{pmatrix} x''_1 \\ x''_2 \end{pmatrix} + \begin{pmatrix} B''_1 \\ B''_2 \end{pmatrix} u, \quad y = (O, C''_2) \begin{pmatrix} x''_1 \\ x''_2 \end{pmatrix},$$

where x''_1 is of dimension $n - n''$. Clearly, x''_1 cannot be seen from the output y , hence x''_1 is called *unobservable* w.r.t. y . Note that, as remarked in Section 1, “observable” is a term conventionally used in control theory; we should not interpret that x''_1 is not a physical quantity.

The notions of controllability and observability play the fundamental roles in characterizing various important properties of a system, such as stabilizability of the system via the input or capability of constructing an estimator that continuously monitors the system variables. See e.g. [38, 39] for full description of those theories.

3. Decoherence-free mode for linear quantum systems

This section provides our first main result; that is, based on the Heisenberg picture description of a given linear quantum system, a general if and only if condition for that system to have a DF component will be presented.

As briefly discussed in Section 1, in the finite-dimensional case, a DFS can be well defined as follows [1, 2]. An open quantum system having a DFS is a system whose density matrix $\hat{\rho}$, which is subjected to the master equation (1), is represented in a specific basis as $\hat{\rho} = \text{diag}\{\hat{\rho}_{\text{DF}}, O\}$ with $\hat{\rho}_{\text{DF}}$ governed by the unitary dynamics (2). The DFS is a Hilbert space spanned by the basis of $\hat{\rho}_{\text{DF}}$. Within the QSDE formalism, this means that any observable fully characterized by these basis vectors is completely isolated from the environment, thus it is not affected by the input $\hat{\mathcal{W}}(t)$ and the output field (5) does not contain any information about that observable. That is, a variable (observable) that is decoherence free should be defined as a variable that is uncontrollable w.r.t. $\hat{\mathcal{W}}(t)$ and unobservable w.r.t. $\hat{\mathcal{W}}^{\text{out}}(t)$ in the sense described in Section 2.4. In this paper, we particularly focus on the infinite dimensional linear system given by Eqs. (8) and (9); a formal definition is given below.

Definition 3.1 Suppose that the vector of observables \hat{x} subjected to the linear quantum system (8) and (9) can be decomposed, in a specific basis, to $\hat{x} = (\hat{x}_{\text{DF}}^\top, \hat{x}_{\text{D}}^\top)^\top$ and that \hat{x}_{DF} is uncontrollable w.r.t. $\hat{\mathcal{W}}$ and unobservable w.r.t. $\hat{\mathcal{W}}^{\text{out}}$. Then, if \hat{x}_{DF} satisfies the CCR (6), it is called the decoherence-free (DF) mode.

The purpose here is to fully characterize the linear system having a DF mode. As in the classical case, the following controllability matrix \mathcal{C} and the observability matrix \mathcal{O} will play a key role in deriving such a characterization;

$$\begin{aligned}\mathcal{C} &= (\Sigma_n \bar{C}^\top \Sigma_m, A \Sigma_n \bar{C}^\top \Sigma_m, \dots, A^{2n-1} \Sigma_n \bar{C}^\top \Sigma_m), \\ \mathcal{O} &= (\bar{C}^\top, A^\top \bar{C}^\top, \dots, (A^\top)^{2n-1} \bar{C}^\top)^\top.\end{aligned}$$

The following lemma will be useful:

Lemma 3.1 $v \in \text{Ker}(\mathcal{O}) \Leftrightarrow \Sigma_n v \in \text{Ker}(\mathcal{C}^\top)$

Proof: First suppose $v \in \text{Ker}(\mathcal{O})$. This means that $\bar{C} A^k v = 0, \forall k \geq 0$, which is further equivalent to $\bar{C} (\Sigma_n G)^k v = 0, \forall k \geq 0$, due to $A = \Sigma_n [G + \bar{C}^\top \Sigma_m \bar{C} / 2]$. This condition yields

$$(A^k \Sigma_n \bar{C}^\top \Sigma_m)^\top \Sigma_n v = \Sigma_m \bar{C} \Sigma_n (G \Sigma_n^\top + \bar{C}^\top \Sigma_m \bar{C} \Sigma_n / 2)^k \Sigma_n v = \Sigma_m \bar{C} \Sigma_n (G \Sigma_n^\top)^k \Sigma_n v = 0,$$

for all $k \geq 0$, hence $\Sigma_n v \in \text{Ker}(\mathcal{C}^\top)$. The reverse direction is readily obtained. \blacksquare

The following theorem is our first main result:

Theorem 3.1 The linear system (8) and (9) has a DF mode if and only if

$$\text{Ker}(\mathcal{O}) \cap \text{Ker}(\mathcal{O} \Sigma_n) \neq \emptyset. \quad (12)$$

In this case, there always exists a matrix T_1 satisfying $\text{range}(T_1) = \text{Ker}(\mathcal{O}) \cap \text{Ker}(\mathcal{O} \Sigma_n)$ and $T_1^\top \Sigma_n T_1 = \Sigma_\ell$, and $\hat{x}_{\text{DF}} := T_1^\top \hat{x}$ is the DF mode.

Proof: We start to prove that Eq. (12) is an iff condition for the existence of an uncontrollable and unobservable mode. First, the only if part is proven as follows. Now $\text{Ker}(\mathcal{O}) \neq \emptyset$ is assumed, hence we take the maximum set of vectors spanning $\text{Ker}(\mathcal{O})$ and denote them by $v_i, (i = 1, \dots, \bar{\ell})$. Then, from the assumption, a subset of them, $\tilde{v}_i (i = 1, \dots, \tilde{\ell}; \tilde{\ell} \leq \bar{\ell})$, is contained in $\text{Range}(\mathcal{C})^c$, where the subscript c denotes the complement of the set. Now, note that

$$\text{Range}(\mathcal{C}) = \{\text{Range}(\mathcal{C}) \cap \text{Ker}(\mathcal{O})\} \cup \{\text{Range}(\mathcal{C}) \cap \text{Range}(\mathcal{O}^\top)\}.$$

Clearly, \tilde{v}_i is orthogonal to all the elements of $\text{Range}(\mathcal{C}) \cap \text{Range}(\mathcal{O}^\top)$. Also, \tilde{v}_i can be always taken so that it is orthogonal to all the elements of $\text{Range}(\mathcal{C}) \cap \text{Ker}(\mathcal{O})$. As a result, \tilde{v}_i is contained in $\text{Ker}(\mathcal{C}^\top)$. Now, from Lemma 3.1, $\Sigma_n v_i (i = 1, \dots, \bar{\ell})$ span $\text{Ker}(\mathcal{C}^\top)$, hence $\tilde{v}_i (i = 1, \dots, \tilde{\ell})$ can be represented by a linear combination of them: $\tilde{v}_i = \sum_{k=1}^{\bar{\ell}} \lambda_{ik} \Sigma_n v_k$, which leads to $\Sigma_n \tilde{v}_i = -\sum_{k=1}^{\bar{\ell}} \lambda_{ik} v_k$. Then, by the definition $\mathcal{O} v_i = 0$, we have $\mathcal{O} \Sigma_n \tilde{v}_i = 0$; these two equations imply Eq. (12).

The if part is straightforward to prove; from the assumption there exists a vector v satisfying $v \in \text{Ker}(\mathcal{O})$ and $\Sigma_n v \in \text{Ker}(\mathcal{O})$, but from Lemma 3.1 the latter condition means $v \in \text{Ker}(\mathcal{C}^\top)$. Thus, the system has an uncontrollable and unobservable mode.

Now we prove, by a constructive method, that there always exists a DF mode under the condition (12). First, let us take a vector $v_1 \in \text{Ker}(\mathcal{O}) \cap \text{Ker}(\mathcal{O}\Sigma_n)$, which readily implies that $\Sigma_n v_1$ is also contained in this space. Note that v_1 and $\Sigma_n v_1$ are orthogonal. Next we take a vector $v_2 \in \text{Ker}(\mathcal{O}) \cap \text{Ker}(\mathcal{O}\Sigma_n)$ that is orthogonal to both v_1 and $\Sigma_n v_1$. Then, as before, $\Sigma_n v_2$ is also an element of this space, and further, it is orthogonal to v_1 , $\Sigma_n v_1$, and v_2 . Repeating the same procedure, we construct $T_1 = (v_1, \Sigma_n v_1, \dots, v_\ell, \Sigma_n v_\ell)$; this matrix satisfies $T_1^\top T_1 = I_{2\ell}$ and $\Sigma_n T_1 = T_1 \Sigma_\ell$. Hence, we have $T_1^\top \Sigma_n T_1 = \Sigma_\ell$, implying that $\hat{x}_{\text{DF}} = T_1^\top \hat{x}$ satisfies the CCR (6). \blacksquare

Below we give an explicit form of the dynamics of the DF mode, by actually constructing the linear coordinate transformation from \hat{x} to $\hat{x}' = (\hat{x}_{\text{DF}}^\top, \hat{x}_{\text{D}}^\top)^\top$. First, a vector u_1 is taken in such a way that it is orthogonal to all the column vectors of T_1 ; then $\Sigma_n u_1$ is also orthogonal to all the column vectors of T_1 and u_1 . Second, we take a vector u_2 that is orthogonal to both u_1 and $\Sigma_n u_1$ in addition to the condition $u_2^\top T_1 = 0$; repeating this procedure, we construct $T_2 = (u_1, \Sigma_n u_1, \dots, u_{n-\ell}, \Sigma_n u_{n-\ell})$ that satisfies $T_1^\top \Sigma_n T_2 = O$ and $T_2^\top \Sigma_n T_2 = \Sigma_{n-\ell}$. By construction, $T_2^\top \hat{x}$ corresponds to the complement to the uncontrollable and unobservable mode, hence we can set $\hat{x}_{\text{D}} = T_2^\top \hat{x}$; see Definition 3.1. From the proof of Theorem 3.1 together with the above discussion, the matrix $T = (T_1, T_2)$ yields an explicit form of the dynamics of $\hat{x}' = T^\top \hat{x}$. Noting that T is orthogonal and symplectic, which leads to $T_1^\top \Sigma_n = \Sigma_\ell T_1^\top$ and $T_2^\top \Sigma_n = \Sigma_{n-\ell} T_2^\top$, we have the following equation:

$$\begin{aligned} d \begin{pmatrix} \hat{x}_{\text{DF}} \\ \hat{x}_{\text{D}} \end{pmatrix} &= \begin{pmatrix} T_1^\top \\ T_2^\top \end{pmatrix} A(T_1, T_2) \begin{pmatrix} \hat{x}_{\text{DF}} \\ \hat{x}_{\text{D}} \end{pmatrix} dt + \begin{pmatrix} T_1^\top \\ T_2^\top \end{pmatrix} \Sigma_n \bar{C}^\top \Sigma_m d\hat{W} \\ &= \begin{pmatrix} \Sigma_\ell T_1^\top G T_1 & O \\ O & T_2^\top A T_2 \end{pmatrix} \begin{pmatrix} \hat{x}_{\text{DF}} \\ \hat{x}_{\text{D}} \end{pmatrix} dt + \begin{pmatrix} O \\ \Sigma_{n-\ell} T_2^\top \bar{C}^\top \Sigma_m \end{pmatrix} d\hat{W}, \end{aligned} \quad (13)$$

where the relation $\bar{C} T_1 = O$ is used. Also, $T_2^\top A T_1 = O$ follows from the condition $\bar{C} A^k T_1 = 0, \forall k \geq 0$, which implies there exists a matrix P satisfying $A T_1 = T_1 P$. We also find that the output field is represented as

$$d\hat{W}^{\text{out}} = \bar{C}(T_1, T_2) \begin{pmatrix} \hat{x}_{\text{DF}} \\ \hat{x}_{\text{D}} \end{pmatrix} dt + d\hat{W} = \bar{C} T_2 \hat{x}_{\text{D}} + d\hat{W}. \quad (14)$$

From Eqs. (13) and (14), \hat{x}_{DF} is apparently a DF mode that is completely isolated from the environmental noise fields. In particular, the equation $d\hat{x}_{\text{DF}}/dt = \Sigma_\ell T_1^\top G T_1 \hat{x}_{\text{DF}}$ means that the DF mode obeys the unitary time evolution governed by the Hamiltonian

$$\hat{H}_{\text{DF}} = \hat{x}_{\text{DF}}(0)^\top G_{\text{DF}} \hat{x}_{\text{DF}}(0)/2, \quad G_{\text{DF}} = T_1^\top G T_1. \quad (15)$$

That is, the unitary gate operation $\hat{U}_{\text{DF}}(t) = \exp(-it\hat{H}_{\text{DF}})$ can be carried out coherently with the DF mode \hat{x}_{DF} .

Lastly in this section, let us consider a practical question; given a system-environment interaction, what kind of system Hamiltonian is allowed in order for the system to have a DF mode? More precisely, for a given \bar{C} , if the condition (12) is satisfied when $G = O$ and a suitable matrix T_1 has been assigned, can we add a nonzero

matrix G such that Eq. (12) still holds and the same DF mode exists? Here a simple characterization of such G is given:

Proposition 3.1 *Suppose that, for a given \bar{C} , a matrix T_1 satisfies $\text{Range}(T_1) = \text{Ker}(\bar{C}) \cap \text{Ker}(\bar{C}\Sigma_n)$ and $\Sigma_n T_1 = T_1 \Sigma_\ell$. Then, if $\text{Range}(T_1)$ is invariant under a linear transformation G , then the system specified by this G and the same \bar{C} has a DF mode $T_1^\top \hat{x}$.*

Proof: The condition (12) is equivalent to $\mathcal{O}T_1 = \mathcal{O}\Sigma_n T_1 = 0$, which further implies that $\bar{C}(\Sigma_n G)^k T_1 = 0$ and $\bar{C}(\Sigma_n G)^k \Sigma_n T_1 = 0$ for all $k \geq 0$. But now T_1 satisfies $\Sigma_n T_1 = T_1 \Sigma_\ell$, hence the latter condition is equivalent to the former one; that is, we need only $\bar{C}(\Sigma_n G)^k T_1 = 0, \forall k \geq 0$. Clearly, due to $\bar{C}T_1 = 0$, this condition is satisfied if there exists a matrix Q satisfying $(\Sigma_n G)T_1 = T_1 Q$ or equivalently $GT_1 = \Sigma_n^\top T_1 Q = T_1 \Sigma_\ell^\top Q$. Therefore, the invariance of $\text{Range}(T_1)$ under the operation of G is sufficient for the condition (12) to hold, implying from Theorem 3.1 that $T_1^\top \hat{x}$ is a DF mode. ■

This proposition further leads to a convenient result in a particular case:

Corollary 3.1 *In addition to the assumptions given in Proposition 3.1, suppose $\text{Ker}(\bar{C}) = \text{Ker}(\bar{C}\Sigma_n)$. Then, the system specified by G and the same \bar{C} has a DF mode $T_1^\top \hat{x}$, if and only if $\bar{C}GT_1 = 0$.*

Proof: Because of $\text{Range}(T_1) = \text{Ker}(\bar{C})$, the condition $\bar{C}(\Sigma_n G)^k T_1 = 0, \forall k \geq 0$ holds if and only if $(\Sigma_n G)T_1 = T_1 Q, \exists Q$. Due to the same reason, we equivalently obtain $\bar{C}GT_1 = 0$. ■

4. Stability of the decoherence-free mode

In this section, we assume that the system's initial state is Gaussian, hence the state is always Gaussian and is characterized by only the mean vector and the covariance matrix, as described in Section 2.3. Based on this assumption, we here study a stability property of the dynamics of the DF mode \hat{x}_{DF} . Note that in the finite-dimensional case some useful results guaranteeing similar stability properties of a DFS have been obtained in [40, 41, 42].

In order to coherently manipulate a quantum state of \hat{x}_{DF} , i.e. $\hat{\rho}_{\text{DF}}$, it has to be separated from that of \hat{x}_{D} ; actually, if \hat{x}_{DF} is correlated with \hat{x}_{D} , this means that $\hat{\rho}_{\text{DF}}$ can be affected from the environment. This separability of the states of DF and D modes is, in Gaussian case, equivalent to the fact that the covariance matrix V of the whole system has to be expressed as $V = \text{diag}\{V_{\text{DF}}, V_{\text{D}}\}$, where V_{DF} and V_{D} correspond to the covariance matrices of \hat{x}_{DF} and \hat{x}_{D} , respectively. Now, from Eq. (10), the covariance matrix of the system (13) changes in time with the following matrix differential equation:

$$\frac{dV}{dt} = \begin{pmatrix} A_1 & O \\ O & A_2 \end{pmatrix} V + V \begin{pmatrix} A_1^\top & O \\ O & A_2^\top \end{pmatrix} + \begin{pmatrix} O & O \\ O & D_2 \end{pmatrix}, \quad (16)$$

where $A_1 = \Sigma_\ell G_{\text{DF}}$, $A_2 = T_2^\top A T_2$, and $D_2 = T_2^\top \Sigma_n^\top \bar{C}^\top \bar{C} \Sigma_n T_2 / 2$. Hence, if the solution of Eq. (16) takes a block diagonal form $V(t) = \text{diag}\{V_{\text{DF}}(t), V_{\text{D}}(t)\}$, in a long time limit without respect to the initial value $V(0)$, this means that the DF dynamics is robust in the sense that an unwanted correlation between the DF and the D modes autonomously decreases and finally vanishes. The following theorem provides a convenient criterion for the system to have this desirable property.

Theorem 4.1 $\Re[\text{eig}(\Sigma_\ell G_{\text{DF}}) + \text{eig}(A_2)] < 0$ if and only if in a long time limit the solution of Eq. (16) has a form $V(t) = \text{diag}\{V_{\text{DF}}(t), V_{\text{D}}(t)\}$, where $V_{\text{DF}}(t)$ and $V_{\text{D}}(t)$ correspond to the covariance matrices of $\hat{x}_{\text{DF}}(t)$ and $\hat{x}_{\text{D}}(t)$, respectively. Moreover, if $G_{\text{DF}} \geq 0$, then the above iff condition is simplified to $\Re[\text{eig}(A_2)] < 0$.

Proof: When partitioning the variable V as $V = (V_1, V_2; V_2^\top, V_3)$, the dynamics of V_2 is given by

$$dV_2/dt = A_1 V_2 + V_2^\top A_2^\top.$$

Recall that $A_1 = \Sigma_\ell G_{\text{DF}}$. Let us take a vector form of this matrix differential equation. For this purpose, let v_2 be a direct sum of the row vectors of V_2 , which is a real $4\ell(n - \ell)$ -dimensional vector. Then v_2 obeys the dynamics of the form $dv_2/dt = (A_1 \otimes I_{2(n-\ell)} + I_{2\ell} \otimes A_2)v_2$. Since the eigenvalue of $A = A_1 \otimes I_{2(n-\ell)} + I_{2\ell} \otimes A_2$ is $\text{eig}(A_1) + \text{eig}(A_2)$, the iff condition for v_2 to be stable is that the real parts of all these eigenvalues are strictly negative. Actually in this case, we have $v_2 \rightarrow 0$ as $t \rightarrow \infty$, hence this completes the proof of the first part of the theorem.

To show the second part of the theorem, let us consider the eigen-equation $\Sigma_\ell G_{\text{DF}} g = \lambda g$ with g the eigenvector and λ the corresponding eigenvalue. From this we have $g^\dagger (G_{\text{DF}} \Sigma_\ell G_{\text{DF}}) g = \lambda g^\dagger G_{\text{DF}} g$, which immediately leads to $(\lambda + \lambda^*) g^\dagger G_{\text{DF}} g = 0$. If $G_{\text{DF}} \geq 0$, this can be further expressed as $(\lambda + \lambda^*) \|\sqrt{G_{\text{DF}}} g\|^2 = 0$, implying $\lambda + \lambda^* = 0$ or $G_{\text{DF}} g = 0$, thus $\Re[\text{eig}(\Sigma_\ell G_{\text{DF}})] = 0$. ■

We remark that a specific assumption $G_{\text{DF}} > 0$ is significant from the viewpoint of state manipulation; recall that the unitary gate operation with the DF mode is given by $\hat{U}_{\text{DF}}(t) = \exp(-it\hat{H}_{\text{DF}})$, which is defined below Eq. (15). Then, it was shown in [34] that, if $G_{\text{DF}} > 0$, for any $\epsilon > 0$ and $\tau_1 < 0$ there always exists $\tau_2 > 0$ such that $\|\hat{U}_{\text{DF}}(\tau_1) - \hat{U}_{\text{DF}}(\tau_2)\| < \epsilon$ with $\|\bullet\|$ an appropriate operator norm. This result means that a unitary operation requiring propagation with negative time can be always realized by a physically realizable unitary operation with positive time; this condition is indeed necessary to implement a desirable unitary gate operation via a sequence of unitaries generated from a set of available Hamiltonians.

5. Coherent state manipulation and preservation with DF mode

Coherent state manipulation and preservation are certainly the primary applications of a DFS, as demonstrated extensively in the finite dimensional case. This section presents two simple examples to show how a DF mode can be used in order to achieve the same goals with an infinite dimensional linear system.

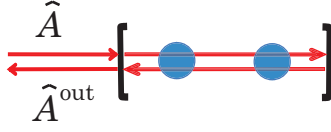


Figure 1. Two trapped particles in a two-sided optical cavity.

5.1. Particles trapped via dissipative coupling

Let us consider a system composed of two particles such as ions trapped in a single two-sided optical cavity depicted in Fig. 1. The coupling operator between the particles and the outer environment field is $\hat{L} = \sqrt{\kappa}(\hat{a}_1 + \hat{a}_2)$, where $\hat{a}_i = (\hat{q}_i + i\hat{p}_i)/\sqrt{2}$; \hat{q}_i and \hat{p}_i represent the position and momentum operators of the i -th particle. This dissipation effect described by \hat{L} stems from the coupling of the particles to the cavity mode that immediately decays and can be adiabatically eliminated; the parameter κ represents the decay rate of this dissipation. The system dynamics (8) and the output equation (9) are now given by

$$\begin{aligned} d\hat{x} &= A\hat{x}dt + Bd\hat{W}, & d\hat{W}^{\text{out}} &= \bar{C}\hat{x}dt + d\hat{W}, \\ A &= \Sigma_2 G - \frac{\kappa}{2} \begin{pmatrix} I_2 & I_2 \\ I_2 & I_2 \end{pmatrix}, & B &= -\sqrt{\kappa} \begin{pmatrix} I_2 \\ I_2 \end{pmatrix}. \end{aligned}$$

We begin with the assumption that the system does not have its own Hamiltonian (i.e., $G = 0$) and then determine a DF mode. Now $C = \sqrt{\kappa/2}(1, i, 1, i)$, thus when $G = 0$ we have

$$\mathcal{O} = \bar{C} = \sqrt{\kappa} \begin{pmatrix} 1 & 0 & 1 & 0 \\ 0 & 1 & 0 & 1 \end{pmatrix}, \quad \mathcal{O}\Sigma_2 = \bar{C}\Sigma_2 = \sqrt{\kappa} \begin{pmatrix} 0 & 1 & 0 & 1 \\ -1 & 0 & -1 & 0 \end{pmatrix}.$$

Therefore, $v_1 = (1, 0, -1, 0)^\top/\sqrt{2}$ and $\Sigma_2 v_1 = (0, 1, 0, -1)^\top/\sqrt{2}$ span the kernels of both matrices; i.e., $\text{span}\{v_1, \Sigma_2 v_1\} = \text{Ker}(\mathcal{O}) = \text{Ker}(\mathcal{O}\Sigma_2)$. Hence, from Theorem 3.1 the system has a DF mode. In particular, the procedure shown in the proof of Theorem 3.1 yields $T_1 = (v_1, \Sigma_2 v_1)$, thus the DF mode is given by

$$\hat{x}_{\text{DF}} = T_1^\top \hat{x} = \frac{1}{\sqrt{2}} \begin{pmatrix} \hat{q}_1 - \hat{q}_2 \\ \hat{p}_1 - \hat{p}_2 \end{pmatrix}.$$

Here let us discuss adding a nonzero matrix G that does not change the above-obtained DF mode. Now $\text{Ker}(\mathcal{O}) = \text{Ker}(\mathcal{O}\Sigma_2)$, hence from Corollary 3.1, G is required to satisfy $\bar{C}GT_1 = O$. Then it is immediate to see that G has to be of the form $G = (G_1, G_2; G_2, G_1)$ where G_1 and G_2 are both real 2×2 symmetric matrices. Therefore, the DF mode is driven by the Hamiltonian (15) with $G_{\text{DF}} = T_1^\top GT_1 = G_1 - G_2$. This means that, if both of the particles are governed by the Hamiltonian represented by G_1 and this Hamiltonian can be arbitrarily chosen, then we are allowed to do any linear gate operation on the state of \hat{x}_{DF} . In particular, by setting $G_{\text{DF}} = O$, we can preserve any state of the DF mode.

Next, to evaluate the stability of the DF mode, let us explicitly construct the dynamics of both \hat{x}_{DF} and \hat{x}_{D} , according to the procedure shown above Eq. (13). To obtain the matrix T_2 , we chose $u_1 = (1, 0, 1, 0)^\top/\sqrt{2}$ as a basis vector orthogonal to v_1 and $\Sigma_2 v_1$. Then $\Sigma_2 u_1 = (0, 1, 0, 1)^\top/\sqrt{2}$ is orthogonal to $v_1, \Sigma_2 v_1$, and u_1 , implying $T_2 = (u_1, \Sigma_2 u_1)$. Hence, the linear coordinate transformation matrix is obtained as

$$T = (T_1, T_2), \quad T_1 = \frac{1}{\sqrt{2}} \begin{pmatrix} I_2 \\ -I_2 \end{pmatrix}, \quad T_2 = \frac{1}{\sqrt{2}} \begin{pmatrix} I_2 \\ I_2 \end{pmatrix}. \quad (17)$$

The transformed variable $\hat{x}' = T^\top \hat{x}$ then satisfies

$$d\hat{x}' = A' \hat{x}' dt + B' d\hat{W}, \quad d\hat{W}^{\text{out}} = \bar{C}' \hat{x}' dt + d\hat{W},$$

$$A' = \begin{pmatrix} \Sigma(G_1 - G_2) & O \\ O & \Sigma(G_1 + G_2) - \kappa I \end{pmatrix}, \quad B' = -\sqrt{2\kappa} \begin{pmatrix} O \\ I_2 \end{pmatrix}, \quad \bar{C}' = \sqrt{2\kappa}(O, I_2).$$

As expected, the first CCR pair of \hat{x}' , i.e., \hat{x}_{DF} , is neither affected by the incoming noise field nor observed from the output field. Now assume that the state is Gaussian. Then, by taking large κ so that the condition of Proposition 4.1 is satisfied, we can guarantee the stability of the DF mode. That is, the off diagonal block matrix of the covariance matrix $V' = \langle \Delta \hat{x}' \Delta \hat{x}'^\top + (\Delta \hat{x}' \Delta \hat{x}'^\top)^\top \rangle / 2$ converges to zero as $t \rightarrow \infty$, thus in the long time limit the states of DF and D modes are always separated. Hence, with this Gaussian system, arbitrary linear gate operation and state preservation can be carried out in a robust manner, under mild assumptions.

Lastly, based on the assumption that the state is Gaussian, let us examine a state preserved in the whole system, under the condition $G_{\text{DF}} = G_1 - G_2 = O$. In fact, with this condition the DF mode \hat{x}_{DF} does not change in time, and hence the whole state of \hat{x} is preserved if the D mode is at steady state. This condition is achieved by again taking large κ so that the coefficient matrix of the drift term of \hat{x}_{D} is Hurwitz; in this case, the D mode has a steady Gaussian state with covariance matrix $I_2/2$. As a result, the covariance matrix of the whole state of \hat{x}' is $V'(0) = \text{diag}\{V_{\text{DF}}(0), I_2/2\}$, where here the time is reset to $t = 0$. The covariance matrix of the state in \hat{x} is then given by

$$V(0) = T V'(0) T^\top = \frac{1}{2} \begin{pmatrix} I_2/2 + V_{\text{DF}}(0) & I_2/2 - V_{\text{DF}}(0) \\ I_2/2 - V_{\text{DF}}(0) & I_2/2 + V_{\text{DF}}(0) \end{pmatrix}.$$

If the initial state of the DF mode can be set to a squeezed state with covariance matrix $V_{\text{DF}}(0) = \text{diag}\{e^r/2, e^{-r}/2\}$, then $V(0)$ takes the form

$$V(0) = \frac{1}{4} \left(\begin{array}{cc|cc} 1 + e^r & & 1 - e^r & \\ & 1 + e^{-r} & & 1 - e^{-r} \\ \hline 1 - e^r & & 1 + e^r & \\ & 1 - e^{-r} & & 1 + e^{-r} \end{array} \right), \quad (18)$$

and, as mentioned above, this does not change in time. Thus the state preserved is a pure entangled Gaussian state; actually, the purity for this state is $P = 1/\sqrt{16\det(V(0))} = 1$, and the logarithmic negativity [45], which is a convenient measure for entanglement, is $E_{\mathcal{N}} = r/2 > 0$. This fact implies that, in general, preservation of a nontrivial state of

a DF mode can lead to that of an entangled state of the whole system, if the stability of the DF mode is guaranteed. In other words, a system having a stable DF mode can be utilized for preserving an entangled state among the whole system, in addition to preservation of a state of the DF mode.

Remark: It was found in a different and specific framework [46] that, for the same system, the Gaussian state with covariance matrix (18) is preserved .

5.2. Particles trapped via dispersive coupling

The second example shown here deals with the two particles trapped in an optical cavity as before, but with different coupling $\hat{L} = \sqrt{\kappa/2}(\hat{q}_1 + \hat{q}_2)$, where again \hat{q}_i is the position operator of the i -th particle. This coupling realizes a continuous-time measurement of $\hat{q}_1 + \hat{q}_2$; see e.g. [47, 48] for how to actually construct this kind of monitoring scheme. Now $C = \sqrt{\kappa/2}(1, 0, 1, 0)$, hence, when $G = 0$, we have

$$\mathcal{O} = \sqrt{\kappa} \begin{pmatrix} 1 & 0 & 1 & 0 \\ 0 & 0 & 0 & 0 \end{pmatrix}, \quad \mathcal{O}_{\Sigma_2} = \sqrt{\kappa} \begin{pmatrix} 0 & 1 & 0 & 1 \\ 0 & 0 & 0 & 0 \end{pmatrix},$$

and thus

$$\begin{aligned} \text{Ker}(\mathcal{O}) &= \text{span}\left\{ \frac{1}{\sqrt{2}} \begin{pmatrix} 1 \\ 0 \\ -1 \\ 0 \end{pmatrix}, \begin{pmatrix} 0 \\ 1 \\ 0 \\ 0 \end{pmatrix}, \begin{pmatrix} 0 \\ 0 \\ 0 \\ 1 \end{pmatrix} \right\}, \\ \text{Ker}(\mathcal{O}_{\Sigma_2}) &= \text{span}\left\{ \begin{pmatrix} 1 \\ 0 \\ 0 \\ 0 \end{pmatrix}, \begin{pmatrix} 0 \\ 0 \\ 1 \\ 0 \end{pmatrix}, \frac{1}{\sqrt{2}} \begin{pmatrix} 0 \\ 1 \\ 0 \\ -1 \end{pmatrix} \right\}. \end{aligned}$$

The intersection of these two spaces is the same as that obtained in Subsection 5.1, thus we have the same coordinate transformation matrix (17). But of course the dynamical equation of $\hat{x}' = T^\top \hat{x}$ differs from the previous one:

$$\begin{aligned} d\hat{x}' &= A'\hat{x}'dt + B'd\hat{\mathcal{W}}, \quad d\hat{\mathcal{W}}^{\text{out}} = \bar{C}'\hat{x}'dt + d\hat{\mathcal{W}}, \\ A' &= \begin{pmatrix} \Sigma(G_1 - G_2) & O \\ O & \Sigma(G_1 + G_2) \end{pmatrix}, \quad B' = -\sqrt{2\kappa} \begin{pmatrix} O \\ E_{22} \end{pmatrix}, \quad \bar{C}' = \sqrt{2\kappa}(O, E_{11}), \end{aligned}$$

where $E_{11} = \text{diag}\{1, 0\}$ and $E_{22} = \text{diag}\{0, 1\}$. Note that $\hat{q}'_2 = (\hat{q}_1 + \hat{q}_2)/\sqrt{2}$ is not affected by the noisy environment while it appears in the output equation. This means that we can extract information about \hat{q}'_2 without disturbing it; that is, \hat{q}'_2 is a QND observable.

Let us now discuss the state manipulation and preservation with this system. As in the previous example, if two particles have the same and arbitrary Hamiltonian specified by G_1 , this means that any linear gate operation on the DF mode is possible. However, this system does not satisfy the condition of Theorem 4.1, implying that the system does not have capability to separate the DF and the D modes once they become correlated. In this sense, the state manipulation with this DF mode is not robust. Next, to see if

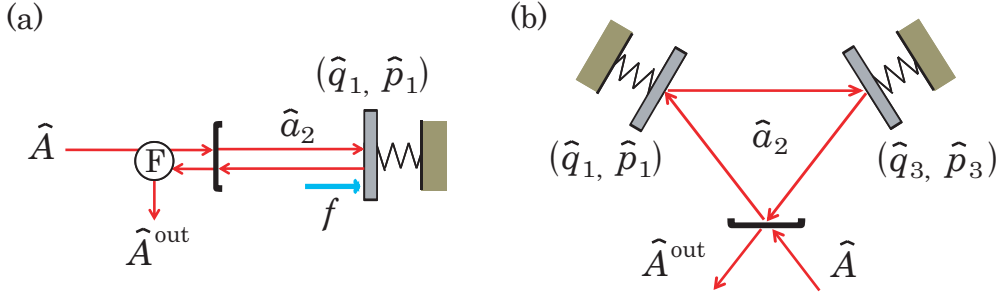


Figure 2. Schematics of (a) an opto-mechanical oscillator coupled to an optical cavity field and (b) two opto-mechanical oscillators coupled to a common optical cavity field.

the system can preserve a state of the whole system, let us again set the initial state to the Gaussian state with covariance matrix (18). A notable difference to the previous case is that now the state is a time-varying one with covariance matrix

$$V(0) \rightarrow V(t) = V(0) + \frac{1}{4} \begin{pmatrix} \kappa t E_{22} & \kappa t E_{22} \\ \kappa t E_{22} & \kappa t E_{22} \end{pmatrix}.$$

The purity of this Gaussian state is $P = 1/\sqrt{16\det(V(t))} = 1/\sqrt{1 + \kappa t}$ and thus converges to zero as $t \rightarrow \infty$. That is, any useful state does not remain alive in the long time limit. As a result, due to the lack of the stability property, this system offers neither desirable state manipulation nor preservation.

6. Engineering a DF linear system

This section deals with the topic of how to *engineer* a DF dynamics, when a certain linear open system is given to us. More precisely, the problem is not how to find a DF component in that system, but rather how to synthesize an auxiliary system so that the extended system has a desirable DF mode.

The main purpose of this engineering problem is to devise a DF system for coherent state manipulation/preservation discussed in the previous section, but we here provide another important perspective regarding this subject. Needless to say, an ideal closed system representation is very strong in describing the nature of the system of interest; however, in reality, any quantum system is essentially an open system interacting with surrounding environment. Therefore, generating a subsystem that is exactly isolated from environment is of vital importance.

6.1. Opto-mechanical oscillator with DF mode

The first example is an opto-mechanical oscillator depicted in Fig. 2 (a); the system is composed of a two-sided optical cavity where one of the mirrors is movable and acts as an oscillator. Let \hat{q}_1 and \hat{p}_1 be the oscillator's position and momentum operators, respectively. Also define $\hat{q}_2 = (\hat{a}_2 + \hat{a}_2^*)/\sqrt{2}$ and $\hat{p}_2 = (\hat{a}_2 - \hat{a}_2^*)/\sqrt{2}i$ with \hat{a}_2 the annihilation operator of the cavity mode. The oscillator is driven by the Hamiltonian

$\hat{H} = m\omega^2\hat{q}_1^2 + \hat{p}_1^2/m$ where m and ω represent the mass and the resonant frequency of the oscillator, and further, it is coupled to the cavity mode through radiation pressure. The cavity mode couples to an outer coherent field at the other mirror in a standard dissipative manner. As a result the dynamical equation of the composite system is given as follows:

$$d\hat{x} = A\hat{x}dt + b f dt + B d\hat{\mathcal{W}}, \quad d\hat{\mathcal{W}}^{\text{out}} = \bar{C}\hat{x}dt + d\hat{\mathcal{W}},$$

$$A = \left(\begin{array}{cc|cc} 0 & 1/m & 0 & 0 \\ -m\omega^2 & 0 & \hbar\gamma & 0 \\ \hline 0 & 0 & -\kappa & 0 \\ \gamma & 0 & 0 & -\kappa \end{array} \right), \quad B = -\sqrt{2\kappa} \begin{pmatrix} 0 & 0 \\ 0 & 0 \\ 1 & 0 \\ 0 & 1 \end{pmatrix}, \quad \bar{C} = -B^\top,$$

and $b = (0, 1, 0, 0)^\top$. Here, γ denotes the coupling strength between the oscillator and the cavity, and κ the decay rate of the cavity field. Also $f(t)$ is a real-valued classical force acting on the oscillator, which is sometimes taken as an unknown force to be estimated; but here we assume $f(t) = 0$. See e.g. [26] for a more detailed description of the system.

It is immediate to see that \mathcal{O} is of full rank, and thus the system does not have a DF mode. Hence, as posed in the beginning of this section, we try to engineer an appropriate extended system so that it has a DF mode. In particular, we follow the idea of Tsang [49]; an auxiliary system with single mode (\hat{q}_3, \hat{p}_3) is prepared and directly coupled to the cavity mode with strength g , leading that the extended system of variable $\hat{x}_e = (\hat{x}^\top, \hat{q}_3, \hat{p}_3)^\top$ is given by

$$d\hat{x}_e = A_e\hat{x}_e dt + B_e d\hat{\mathcal{W}}, \quad d\hat{\mathcal{W}}^{\text{out}} = \bar{C}_e\hat{x}_e dt + d\hat{\mathcal{W}},$$

$$A_e = \left(\begin{array}{cccc|cc} & & & & 0 & 0 \\ & & & & 0 & 0 \\ & & A & & 0 & 0 \\ & & & & g & 0 \\ \hline 0 & 0 & 0 & 0 & 0 & \mu \\ 0 & 0 & g & 0 & \nu & 0 \end{array} \right), \quad B_e = \begin{pmatrix} B \\ O_2 \end{pmatrix}, \quad \bar{C}_e = -B_e^\top,$$

where the auxiliary system is assumed to have the Hamiltonian $(-\nu\hat{q}_3^2 + \mu\hat{p}_3^2)/2$. Here O_2 denotes the 2×2 zero matrix. The problem is to find a set of parameters (g, μ, ν) such that the above extended system has a DF mode \ddagger . First, we need that the observability matrix \mathcal{O} composed of A_e and \bar{C}_e is not of full rank; this requirement yields $\mu\nu = -\omega^2$. Next, the iff condition given in Theorem 3.1 imposes us to have $\mu = 1/m$. As a result, the parameters must satisfy $\mu = 1/m$ and $\nu = -m\omega^2$, implying that the Hamiltonian of the auxiliary system is exactly the same as that of the original oscillator. Although we can fabricate this auxiliary system using only some optical devices such as a DPA, a natural situation is that another opto-mechanical oscillator with the same mass and

\ddagger The problem considered in [49] is to find the same parameter set (g, μ, ν) so that the input noise field $\hat{Q}(t)$ does not appear in the output field $\hat{P}^{\text{out}}(t)$, for the purpose of enhancing the sensing performance of the incoming unknown force $f(t)$.

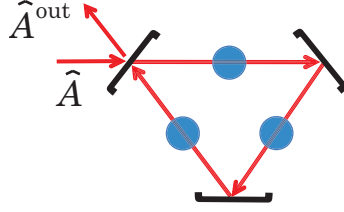


Figure 3. Three particles trapped in a ring-type cavity.

resonant frequency serves as the auxiliary system. In this case, the (6, 3) entry of A_e should be taken as $\hbar g$, which yet does not change the above selection of the parameters. The resulting extended system is shown in Fig. 2 (b). Note that the coupling strength g can be chosen arbitrarily; this strikingly differs from [49] where g is also required to satisfy a certain condition.

The dynamical equations of the DF and the D modes are explicitly obtained as follows. With the parameters determined above, the procedure shown in Section 3 yields the linear coordinate transformation matrix $T = (T_1, T_2)$ as

$$T_1 = \frac{1}{\gamma'} \begin{pmatrix} gI_2 \\ O_2 \\ -\gamma I_2 \end{pmatrix}, \quad T_2 = \frac{1}{\gamma'} \begin{pmatrix} \gamma I_2 & O_2 \\ O_2 & \gamma' I_2 \\ gI_2 & O_2 \end{pmatrix},$$

where $\gamma' = \sqrt{\gamma^2 + g^2}$. Hence, the DF mode is given by

$$\hat{x}_{\text{DF}} = T_1^\top \hat{x}_e = \frac{1}{\gamma'} \begin{pmatrix} g\hat{q}_1 - \gamma\hat{q}_3 \\ g\hat{p}_1 - \gamma\hat{p}_3 \end{pmatrix}.$$

Together with the D mode, the transformed dynamics of $\hat{x}'_e = T^\top \hat{x}_e$ is given by

$$d\hat{x}'_e = A'_e \hat{x}'_e dt + B'_e d\hat{W}, \quad d\hat{W}^{\text{out}} = \bar{C}'_e \hat{x}'_e dt + d\hat{W},$$

$$A'_e = \left(\begin{array}{cc|c} 0 & 1/m & \\ -m\omega^2 & 0 & \\ \hline & & A \end{array} \right), \quad B'_e = \begin{pmatrix} O_2 \\ B \end{pmatrix}, \quad \bar{C}'_e = -B'^\top_e,$$

where now the parameter γ in A is replaced by $\gamma' = \sqrt{\gamma^2 + g^2}$. A notable point is that the DF mode is governed by the same Hamiltonian as that of the original oscillator. This means that an ideal closed opto-mechanical oscillator can be in fact implemented in a realistic open system.

6.2. Trapped particles with DF mode

Let us again consider the system of two particles discussed in Section 5.1, which is now subjected to the following Hamiltonian:

$$\hat{H} = \frac{1}{2} \sum_{j=1,2} \left(\frac{1}{m} \hat{p}_j^2 + m\omega^2 \hat{q}_j^2 \right) + \frac{1}{2} k (\hat{q}_1 - \hat{q}_2)^2, \quad (19)$$

where m and ω are the mass and the resonant frequency of both of the particles. The particles interact with each other through a harmonic potential with strength k , as

indicated in the second term of Eq. (19). The corresponding G matrix is of the form $G = (G_1, G_2; G_2, G_1)$, thus from the result shown in Section 5.1 this system has a DF mode. However, this single-mode DF system cannot, of course, simulate the behavior of the closed two-mode system driven by the Hamiltonian (19). Therefore, let us try to engineer a suitable extended system having a two-mode DF dynamics with which the closed dynamics driven by the Hamiltonian (19) is realized. In other words, we want to perform a coherent simulation of the closed system with Hamiltonian (19), in an open quantum system.

Here we consider an extended system composed of three particles trapped in a ring-type cavity depicted in Fig. 3. The Hamiltonian is assumed to be

$$\hat{H}_e = \hat{H} + \frac{1}{2}\left(\frac{1}{m}\hat{p}_3^2 + m\omega'^2\hat{q}_3^2\right) + \frac{1}{2}k_2(\hat{q}_2 - \hat{q}_3)^2 + \frac{1}{2}k_3(\hat{q}_3 - \hat{q}_1)^2,$$

where k_j denotes the coupling strength between the particles and ω' the resonant frequency of the auxiliary particle; these parameters will be appropriately chosen later. The particles couple to the common cavity field that can be adiabatically eliminated, which as a result leads to the system-bath interaction described by $\hat{L}_e = \sqrt{\kappa}(\hat{a}_1 + \hat{a}_2 + \hat{a}_3)$. The system matrices in this case are given by

$$G = \begin{pmatrix} G_q & O \\ O & I_3 \end{pmatrix}, \quad G_q = \begin{pmatrix} \omega^2 + k + k_3 & -k & -k_3 \\ -k & \omega^2 + k + k_2 & -k_2 \\ -k_3 & -k_2 & \omega'^2 + k_2 + k_3 \end{pmatrix},$$

and $C = (1, 1, 1, i, i, i)$. Here, for simple notation, the matrices are represented in the basis of $(\hat{q}_1, \hat{q}_2, \hat{q}_3, \hat{p}_1, \hat{p}_2, \hat{p}_3)^\top$; this notation is used throughout this subsection. Also, now $m = 1$ is assumed without loss of generality.

If $G = O$, the linear coordinate transformation matrix $T = (T_1, T_2)$ with

$$T_1 = \begin{pmatrix} \tilde{T}_1 & O \\ O & \tilde{T}_1 \end{pmatrix}, \quad \tilde{T}_1 = \begin{pmatrix} 1/\sqrt{2} & 1/\sqrt{6} \\ -1/\sqrt{2} & 1/\sqrt{6} \\ 0 & -2/\sqrt{6} \end{pmatrix}, \quad T_2 = \begin{pmatrix} \tilde{T}_2 & O \\ O & \tilde{T}_2 \end{pmatrix}, \quad \tilde{T}_2 = \begin{pmatrix} 1/\sqrt{3} \\ 1/\sqrt{3} \\ 1/\sqrt{3} \end{pmatrix}$$

yields the DF mode $\hat{x}_{\text{DF}} = T_1^\top \hat{x}$ and the D mode $\hat{x}_{\text{D}} = T_2^\top \hat{x}$. Here the problem is to find a condition of $G \neq O$ so that this \hat{x}_{DF} is indeed a DF mode even when the Hamiltonian specified by G is taken into account. Now Corollary 3.1 is applicable, hence G must satisfy $\bar{C}GT_1 = 0$, and this yields $\omega' = \omega$. In this case, it can be actually verified that \hat{x}_{DF} is the DF mode driven by the Hamiltonian $\hat{H}_{\text{DF}} = \hat{x}_{\text{DF}}^\top G_{\text{DF}} \hat{x}_{\text{DF}}/2$ with

$$G_{\text{DF}} = T_1 G T_1^\top = \begin{pmatrix} \omega^2 + 2k + (k_2 + k_3)/2 & \sqrt{3}(k_3 - k_2)/2 \\ \sqrt{3}(k_3 - k_2)/2 & \omega^2 + 3(k_2 + k_3)/2 \end{pmatrix} \oplus I_2.$$

We are particularly interested in the question whether the coupled particles with Hamiltonian (19) can be simulated with the isolated DF mode $\hat{x}_{\text{DF}} = T_1^\top \hat{x}$. Then, because two particles are identical, the condition $2k + (k_2 + k_3)/2 = 3(k_2 + k_3)/2$ is necessary. Further, choosing the coupling strength as $k_2 = \sqrt{3}k$ and $k_3 = (2 - \sqrt{3})k$, we end up with the expression

$$G_{\text{DF}} = \begin{pmatrix} \omega^2 + \sqrt{3}k + (3 - \sqrt{3})k & -(3 - \sqrt{3})k \\ -(3 - \sqrt{3})k & \omega^2 + \sqrt{3}k + (3 - \sqrt{3})k \end{pmatrix} \oplus I_2.$$

The corresponding Hamiltonian driving the DF mode is then given by

$$\hat{H}_{\text{DF}} = \frac{1}{2} \sum_{j=1,2} [\hat{p}'_j{}^2 + (\omega^2 + \sqrt{3}k)\hat{q}'_j{}^2] + \frac{1}{2}(3 - \sqrt{3})k(\hat{q}'_1 - \hat{q}'_2)^2,$$

where now $\hat{x}_{\text{DF}} = (\hat{q}'_1, \hat{q}'_2, \hat{p}'_1, \hat{p}'_2)^\top$. Recall that $m = 1$ is assumed. We can then prove that $G_{\text{DF}} > 0$ and also that $A_2 = T_2^\top A T_2$ is Hurwitz. Therefore, from Theorem 4.1, the DF mode with the above Hamiltonian is stable. Although the parameters differ a bit from those of the target system, we can simulate the two-mode coupled particles having the same structured Hamiltonian as that of the original open linear system without decoherence as well as with the guarantee of stability.

7. Conclusion

In this paper, we have developed a basic theory of general DF linear quantum systems, shown some applications, and demonstrated with some specific examples how to construct a DF dynamics. The theory contains a general iff condition for a linear system to have a DF mode, which fully utilizes the notions of controllability and observability in control theory. Although, as expected from the literature in the finite-dimensional case, there should be a number of applications of DF linear systems, in this paper we have studied only very basic coherent manipulation and preservation of a state of a single-mode DF dynamics. Rather what was focused on is the idea of synthesis of an open linear system having a desirable DF component, to maintain the usefulness of the general results obtained in the former part of the paper. Several applications of the DF linear systems theory will be presented soon.

The author thank M. R. James and I. R. Petersen for their insightful comments. The author also acknowledges helpful discussion with K. Koga and M. Ohnuki.

8. References

- [1] D. A. Lidar, I. L. Chuang, and K. B. Whaley, Decoherence-free subspaces for quantum computation, *Phys. Rev. Lett.* **81**, 2594 (1998).
- [2] D. A. Lidar and K. B. Whaley, Decoherence-free subspaces and subsystems, *Irreversible Quantum Dynamics*, edited by F. Benatti and R. Floreanini, *Lecture Notes in Physics* **622**, 83 (Springer Berlin/Heidelberg, 2003).
- [3] P. Zanardi and M. Rasetti, Noiseless quantum codes, *Phys. Rev. Lett.* **79**, 3306 (1997).
- [4] D. A. Lidar, I. L. Chuang, and K. B. Whaley, Concatenating decoherence-free subspaces with quantum error correcting codes, *Phys. Rev. Lett.* **82**, 4556 (1999).
- [5] D. Bacon, J. Kempe, D. A. Lidar, and K. B. Whaley, Universal fault-tolerant quantum computation on decoherence-free subspaces, *Phys. Rev. Lett.* **85**, 1758 (2000).
- [6] A. Beige, D. Braun, B. Tregenna, and P. L. Knight, Quantum computing using dissipation to remain in a decoherence-free subspace, *Phys. Rev. Lett.* **85**, 1762 (2000).
- [7] A. Beige, D. Braun, and P. L. Knight, Driving atoms into decoherence-free states, *New J. Phys.* **2**, 22 (2000).
- [8] J. Kempe, D. Bacon, D. A. Lidar, and K. B. Whaley, Theory of decoherence-free fault-tolerant universal quantum computation, *Phys. Rev. A* **63**, 042307 (2001).

- [9] M. S. Tame, M. Paternostro, and M. S. Kim, One-way quantum computing in a decoherence-free subspace, *New J. Phys.* **9**, 201 (2007).
- [10] D. Kielpinski, V. Meyer, M. A. Rowe, C. A. Sackett, W. M. Itano, C. Monroe, and D. J. Wineland, A decoherence-free quantum memory using trapped ions, *Science*, **291**, 1013 (2001).
- [11] N. Sangouard, Decoherence-free manipulation of photonic memories for quantum computation, *Phys. Rev. A* **73**, 022304 (2006).
- [12] Z. D. Walton, A. F. Abouraddy, A. V. Sergienko, B. E. A. Saleh, and M. C. Teich, Decoherence-free subspaces in quantum key distribution, *Phys. Rev. Lett.* **91**, 087901 (2003).
- [13] P. Xue, Long-distance quantum communication in a decoherence-free subspace, *Phys. Lett. A*, **372**, 6859 (2008).
- [14] E. B. Guedes and F. M. de Assis, Unconditional security with decoherence-free subspaces, arXiv:1204.3000 (2012).
- [15] U. Dorner, Quantum frequency estimation with trapped ions and atoms, *New J. Phys.* **14**, 043011 (2012).
- [16] L. Viola, E. M. Fortunato, M. A. Pravia, E. Knill, R. Laamme, and D. G. Cory, Experimental realization of noiseless subsystems for quantum information processing, *Science* **293**, 2059 (2001).
- [17] Q. Zhang, J. Yin, T. Y. Chen, S. Lu, J. Zhang, X. Q. Li, T. Yang, X. B. Wang, and J. W. Pan, Experimental fault-tolerant quantum cryptography in a decoherence-free subspace, *Phys. Rev. A* **73**, 020301(R) (2006).
- [18] T. Yamamoto, K. Hayashi, S. K. Ozdemir, M. Koashi, and N. Imoto, Robust photonic entanglement distribution via state-independent encoding onto decoherence-free subspace, *Nature Photonics* **2**, 488 (2008).
- [19] R. Ikuta, Y. Ono, T. Tashima, T. Yamamoto, M. Koashi, and N. Imoto, Efficient decoherence-free entanglement distribution over lossy quantum channels, *Phys. Rev. Lett.* **106**, 110503 (2011).
- [20] S. L. Braunstein and P. van Loock, Quantum information with continuous variables, *Rev. Mod. Phys.* **77**, 513 (2005).
- [21] A. Furusawa and P. van Loock, *Quantum Teleportation and Entanglement: A Hybrid Approach to Optical Quantum Information Processing*, Wiley-VCH, Berlin, 2011.
- [22] P. Foldi, M. G. Benedict, and A. Czirjak, Preparation of decoherence-free, subradiant states in a cavity, *Phys. Rev. A* **65**, 021802(R) (2002).
- [23] J. H. An, S. J. Wang, and H. G. Luo, Entanglement production and decoherence-free subspace of two single-mode cavities embedded in a common environment, *J. Phys. A: Math. Gen.* **38**, 3579 (2005).
- [24] C. Gardiner and P. Zoller, *Quantum Noise* (Springer, Berlin, 2000).
- [25] H. M. Wiseman and G. J. Milburn, *Quantum Measurement and Control* (Cambridge University Press, 2010).
- [26] C. K. Law, Interaction between a moving mirror and radiation pressure: A Hamiltonian formulation, *Phys. Rev. A* **51**, 2537 (1995).
- [27] G. Tajimi and N. Yamamoto, Dynamical Gaussian state transfer with quantum error correction architecture, *Phys. Rev. A* **85**, 022303 (2012).
- [28] D. Leibfried, R. Blatt, C. Monroe, and D. Wineland, Quantum dynamics of single trapped ions, *Rev. Mod. Phys.* **75**, 281 (2003).
- [29] K. Hammerer, A. S. Sorensen, and E. S. Polzik, Quantum interface between light and atomic ensembles, *Rev. Mod. Phys.* **82**, 1041 (2010).
- [30] C. A. Muschik, E. S. Polzik, and J. I. Cirac, Dissipatively driven entanglement of two macroscopic atomic ensembles, *Phys. Rev. A* **83**, 052312 (2011).
- [31] K. Jensen et. al., Quantum memory for entangled continuous-variable states, *Nature Physics* **7**, 13 (2011).
- [32] M. R. James, H. I. Nurdin, and I. R. Petersen, H^∞ control of linear quantum stochastic systems, *IEEE Trans. Automat. Contr.* **53-8**, 1787/1803 (2008).
- [33] H. I. Nurdin, M. R. James, and A. C. Doherty, Network synthesis of linear dynamical quantum

- stochastic systems, *SIAM J. Control Optim.* **48-4**, 2686/2718 (2009).
- [34] M. G. Genoni, A. Serafini, M. S. Kim, and D. Burgarth, Dynamical recurrence and the quantum control of coupled oscillators, *Phys. Rev. Lett.* **108**, 150501 (2012).
- [35] R. L. Hudson and K. R. Parthasarathy, Quantum Ito's formula and stochastic evolution, *Commun. Math. Phys.* **93**, 301 (1984).
- [36] V. P. Belavkin, Quantum stochastic calculus and quantum nonlinear filtering, *J. Multivariate Anal.* **42**, 171 (1992).
- [37] L. Bouten, R. van Handel, and M. R. James, An introduction to quantum filtering, *SIAM J. Contr. Optim.* **46-6**, 2199/2241 (2007).
- [38] T. Kailath, *Linear Systems* (Prentice-Hall, Englewood Cliffs, NJ, 1980).
- [39] K. Astrom and R. M. Murray, *Feedback Systems: An Introduction for Scientists and Engineers* (Princeton University Press, 2008).
- [40] F. Ticozzi and L. Viola, Quantum Markovian subsystems: Invariance, attractivity and control, *IEEE Trans. Automat. Contr.* **53-9**, 2048/2063 (2008).
- [41] F. Ticozzi and L. Viola, Analysis and synthesis of attractive quantum Markovian dynamics, *Automatica* **45-9**, 2002/2009 (2009).
- [42] S. G. Schirmer and X. Wang, Stabilizing open quantum systems by Markovian reservoir engineering, *Phys. Rev. A* **81**, 062306 (2010).
- [43] A. Ferraro, S. Olivares, and M. G. A. Paris, Gaussian states in continuous variable quantum information, [quant-ph/0503237](https://arxiv.org/abs/quant-ph/0503237) (2005).
- [44] C. Weedbrook, S. Pirandola, R. Garcia-Patron, N. J. Cerf, T. C. Ralph, J. H. Shapiro, and S. Lloyd, Gaussian quantum information, *Rev. Mod. Phys.* **84**, 621 (2012).
- [45] G. Vidal and R. F. Werner, Computable measure of entanglement, *Phys. Rev. A* **65**, 032314 (2002).
- [46] J. S. Prauzner-Bechcicki, Two-mode squeezed vacuum state coupled to the common thermal reservoir, *J. Phys. A: Math. Gen.* **37**, 173 (2004).
- [47] A. C. Doherty, A. S. Parkins, S. M. Tan, and D. F. Walls, Motional states of atoms in cavity QED, *Phys. Rev. A* **57**, 4804 (1998).
- [48] A. C. Doherty, S. M. Tan, A. S. Parkins, and D. F. Walls State determination in continuous measurement, *Phys. Rev. A* **60**, 2380 (1999).
- [49] M. Tsang and C. M. Caves, Coherent quantum-noise cancellation for optomechanical sensors, *Phys. Rev. Lett.* **105**, 123601 (2010).