

Quantum coherence engineering of mechanically motional states in optomechanical systems

Xun-Wei Xu,¹ Hui Wang,¹ Jing Zhang,^{2,3} and Yu-xi Liu^{1,3,*}

¹*Institute of Microelectronics, Tsinghua University, Beijing 100084, China*

²*Department of Automation, Tsinghua University, Beijing 100084, P. R. China*

³*Tsinghua National Laboratory for Information Science and Technology (TNList), Tsinghua University, Beijing 100084, China*

(Dated: May 7, 2016)

We propose to synthesize arbitrary nonclassical motional states in optomechanical systems by using sideband excitations, which is an extensively used method in experiments, e.g., ground state cooling of the mechanical resonator in optomechanical systems. We first demonstrate how the Hamiltonian of the optomechanical systems can be reduced to that of trapped ions in the strong single-photon coupling regime when the photon blockade occurs, and then show a method to achieve target states. We further analyze the effect of the photon leakage on the fidelity of the expected state due to small anharmonicity. Moreover, we also discuss the experimental feasibility and provide operational parameters using the current technology.

PACS numbers: 42.50.Dv, 42.50.Wk, 07.10.Cm

Introduction.— Whether macroscopic mechanical resonators behave quantum mechanics is a long-outstanding debate of the fundamental physics (see, e.g., reviews in Refs. [1–3]). Recent progresses of experimental techniques on, e.g., ground-state cooling and the fabrication of high-frequency mechanical resonators push forward the process to end this debate. In the existing literatures, several methods have been used to cool the mechanical resonators to their ground state in various types of the nano-structures, e.g., doubly clamped beams, singly clamped cantilevers, radial breathing mode of micro-toroids, and membranes. Moreover, the microwave-frequency mechanical resonator made by a thin film of aluminium nitride has been experimentally demonstrated [4]. The potential applications of mechanical resonators in the quantum regime can be referred to, e.g., quantum information processing and quantum measurements such as sensitive detection of very weak forces.

In quantum information processing, superpositions of quantum states are main resources. Many theoretical proposals and experimental demonstrations have been presented to generate and manipulate quantum superposed states. For example, we have theoretically studied how to generate superpositions of different Fock states for microwave photons [5], and later on experimentalists produced Fock states [6] and also arbitrary superpositions [7] of different Fock states by coupling a single-mode microwave cavity field to a superconducting phase qubit. Similarly, particular non-classical phonon states of the vibration mode of trapped ions have been theoretically studied (see, e.g., Refs. [8–10]) and experimentally demonstrated (see, e.g., Refs. [11, 12]). The superpositions of macroscopically distinct quantum states have been theoretically studied in a mechanical resonator by coupling it to a charge qubit [13]. However, the generation of arbitrary non-classical motional states (hereafter, we call them as phonon states) in mechanical resonators is still an open question.

Many approaches have been proposed to measure or control mechanical resonators to the quantum ground-state by integrating them with other quantum components, e.g, a single-mode cavity field or a superconducting qubit. Among these

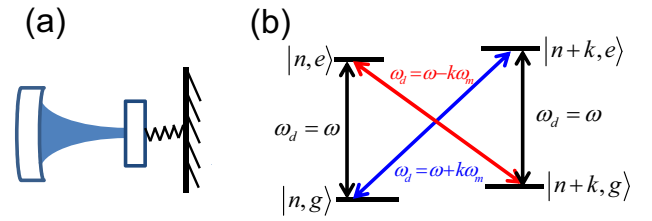


FIG. 1: (Color online) (a) Schematic diagram for optomechanical systems with the radiation-pressure type interaction: the cavity can be in either the optical, or the microwave, or the radio-wave regime; and the mechanical resonator can be doubly clamped beams, singly clamped cantilevers, radial breathing mode of micro-toroids, and membranes. (b) Three different transition processes are presented by the black (carrier), red (k -phonon red sideband excitation) and blue (k -phonon blue sideband excitation) arrow lines.

approaches, optomechanical systems, in which a macroscopic mechanical resonator is coupled to a single-mode cavity field through the radiation pressure, are extensively studied (see, e.g., review in Refs. [2, 3]). Recent experiments showed that the optomechanical systems are approaching the single-photon strong coupling regime [14–17]. In this regime, the photons transmitted through the cavity of the optomechanical system can be blockaded [18, 19] and the single-photon optomechanical dynamics can be solved by using the stochastic Hamiltonian method [20].

In contrast to the proposals for generating the non-Gaussian quantum states (see, e.g., Refs. [21–24]), we here study a method to synthesize arbitrary nonclassical phonon states in strongly coupled optomechanical systems. Different from the recent proposal of measurement-based phonon state generation [31], our method is deterministic and based on the sideband excitations, which have been theoretically [25, 26] and experimentally studied to cool the mechanical resonator to its ground state [27–30]. We first demonstrate that the Hamiltonian of the optomechanical system can be reduced to that of trapped ions [8–10] in the strong single-photon coupling

regime when the photon blockade occurs, and then show that the superpositions of phonon states can be generated using the similar approach as in trapped-ion systems. We further analyze the effect of the photon leakage on the fidelity of the target state. Moreover, we discuss the experimental possibility and provide the operational parameters using the current technology.

Theoretical model.— We study an optomechanical system, which can be either the membranes coupled to an optical cavity, or the optical cavity with one-end movable mirror, or the superconducting transmission line resonator coupled to a mechanical beam. As schematically shown in Fig. 1(a), those systems have the radiation-pressure-type interaction, and the Hamiltonian of the optomechanical system driven by a classical field can be written as

$$H = \hbar\omega_c a^\dagger a + \hbar\omega_m b^\dagger b + \hbar g a^\dagger a (b^\dagger + b) + \hbar\Omega \left[a^\dagger e^{-i(\omega_d t + \phi_d)} + \text{h.c.} \right]. \quad (1)$$

Here, $a^\dagger(a)$ is the creation (annihilation) operator of the cavity field with the frequency ω_c , and $b^\dagger(b)$ is the creation (annihilation) operator of the mechanical resonator with the frequency ω_m . The parameter g describes the coupling strength between the cavity field and the mechanical resonator. The parameter Ω is the coupling strength between the cavity field and the external driving field with the frequency ω_d and the phase ϕ_d .

If an unitary transform $U = \exp[ga^\dagger a(b^\dagger - b)/\omega_m]$ is applied to Eq. (1), then the Hamiltonian in Eq. (1) with $\Omega = 0$ is diagonalized to $\hbar\omega_m b^\dagger b + \hbar\omega_a^\dagger a - (\hbar g^2 a^{\dagger 2} a^2 / \omega_m)$, where $\omega = \omega_c - g^2 / \omega_m$. That is, the mechanical resonator is decoupled from the cavity field when there is no driving field. Moreover, the nonlinear photon-photon interaction term $\hbar g^2 a^{\dagger 2} a^2 / \omega_m$ induces the photon blockade [19] in the optomechanical systems with the strong coupling strength g and low dissipation of the cavity field. In this case, the driving field couples only two lowest energy levels $|0\rangle$ and $|1\rangle$ of the cavity field, and Eq. (1) with the transform U can be reduced to the effective one

$$H_{\text{tw}} = \hbar\frac{\omega}{2}\sigma_z + \hbar\omega_m b^\dagger b + \hbar \left\{ \Omega(t)\sigma_+ e^{\eta(b^\dagger - b)} + \text{h.c.} \right\}, \quad (2)$$

under the two-level approximation for the cavity field, where $\Omega(t) = \Omega \exp[-i(\omega_d t + \phi_d)]$. Here, we redefine the photon operators via the Pauli operator $\sigma_z = |1\rangle\langle 1| - |0\rangle\langle 0|$ and the ladder operator $\sigma_+ = |1\rangle\langle 0|$ ($\sigma_- = |0\rangle\langle 1|$). Hereafter, we use $|e\rangle$ and $|g\rangle$ to denote the single-photon excited state $|1\rangle$ and the vacuum (ground) state $|0\rangle$ of the cavity field, respectively, i.e., $|1\rangle \equiv |e\rangle$ and $|0\rangle \equiv |g\rangle$. However, the states $|k\rangle$ with $k = 1, 2, \dots, N$ denote the phonon number states of the mechanical resonator after the transform U . The parameter $\eta = g/\omega_m$ is equivalent to the Lamb-Dicke parameter in the system of trapped cold ion. The third term in Eq. (2), i.e., the driving-induced term, can be further written as [39]

$$H_{\text{th}} = \hbar\Omega(t) e^{-\frac{\eta^2}{2}\sigma_+} \sum_{j,l} \frac{(-1)^l \eta^{(j+l)} b^{\dagger j} b^l}{j!l!} + \text{h.c.}, \quad (3)$$

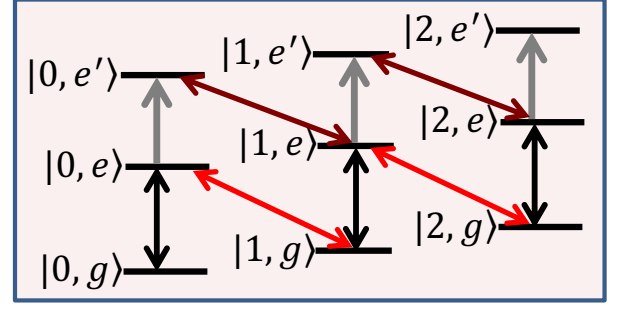


FIG. 2: (Color online) Schematic diagram for the information leakage to the third level due to the small anharmonicity. Here, two lowest horizontal lines in each column linked by the vertical black line with two arrows denote two-level approximation with the carrier process. The gray vertical line with the arrow pointed to the top line in each column simply denotes the information leakage in the carrier process. However, each red (dark red) slanted line with two arrows pointed to two black lines in different columns denotes the red sideband excitation (information leakage in the red sideband excitation).

which corresponds to the carrier, red- and blue-sideband excitations in different conditions with the language of trap ions.

As schematically shown in Fig. 1, the carrier process links the transitions between $|n, e\rangle$ and $|n, g\rangle$ under the condition $\omega_d = \omega$, with an effective Rabi frequency $\Omega_{n,0} = \Omega \exp(-\eta^2/2) \sum_{j=0}^n (-1)^j \eta^{2j} C_n^j / j!$ and $C_n^j = n! / (j!(n-j)!)$, therefore, no phonon absorption or emission occurs, the external field only flips the photon states. The k -phonon red sideband excitation process links the transitions between $|n, e\rangle$ and $|n+k, g\rangle$ under the condition $\omega_d = \omega - k\omega_m$, with an effective Rabi frequency $\Omega_{n,k} = \Omega \exp(-\eta^2/2) \eta^k \sqrt{(n+k)!/n!} \sum_{j=0}^n (-1)^j \eta^{2j} C_n^j / (j+k)!$, i.e., the cavity field transits from the ground (excited) state to the excited (ground) state by absorbing (emitting) k phonons assisted by the external field. The k -phonon blue sideband excitation links transition between $|n, g\rangle$ and $|n+k, e\rangle$ under the condition $\omega_d = \omega + k\omega_m$, with an effective Rabi frequency $\Omega_{n,k}$, i.e., the cavity field transits from the ground (excited) state to the excited (ground) state by emitting (absorbing) k phonons with the help of the external field. Under the condition $\eta\sqrt{\bar{n}+1} = g\sqrt{\bar{n}+1}/\omega_m \ll 1$ with the average phonon number \bar{n} of the mechanical vibration, we have $\exp[\eta(b^\dagger - b)] \approx 1 + \eta(b^\dagger - b)$. In this case, only a single-phonon transition occurs assisted by the driving field with $k = 1$ in Fig. 1. The dynamical evolutions governed by the carrier, red and blue sideband precesses can be described by $U_0^c(t^c)$, $U_{n,k}^r(t^r)$, and $U_{n,k}^b(t^b)$, respectively [39], here the superscripts (e.g., r) denote different processes (the red sideband excitation process).

Synthesizing phonon states.— We have reduced the Hamiltonian in Eq. (1) of the driven optomechanical system to that in Eq. (3), which is similar to one of trapped ions [8, 9]. Thus arbitrary superpositions $|\psi\rangle = \sum_{k=0}^n C_k |k\rangle$ of different phonon states $|k\rangle$ can be generated by using similar method as in trap ions [8, 9]. As an example, below we show the detailed

procedure for generating the phonon state $|k\rangle$.

We assume that both the mechanical resonator and the cavity field are initially in the ground state $|0\rangle$ and the vacuum (ground) state $|g\rangle$, respectively. A single-phonon state $|1\rangle$ can be generated by two steps: (i) the cavity field is resonantly excited from the ground state $|g\rangle$ to the excited state $|e\rangle$ by the driving field with frequency matching condition $\omega_d = \omega$ and time interval $t_0^c = \pi/(2\Omega_{0,0})$. That is, the optomechanical system is prepared in the state $|e, 0\rangle$ via the carrier process. (ii) The frequency of the driving field is set to $\omega_d = \omega - \omega_m$ such that the red sideband excitation is imposed by a time interval $t_1^r = \pi/(2\Omega_{0,1})$, then the system is in the state $|g, 1\rangle$, which means that the single-phonon state $|1\rangle$ is generated and the cavity field is in its ground state $|g\rangle$. Using the similar steps as for generating phonon state $|1\rangle$, any phonon state $|k\rangle$ can be generated. However, we note that there are two ways to generate the state $|k\rangle$ due to the experimental constrain of the parameter η . Under the condition $\eta \ll 1$, the generation of the state $|k\rangle$ requires k -step carrier processes and k -step red sideband excitation processes [8], and the total time is $\sum_{i=0}^{k-1} [\pi/(2\Omega_{i,0}) + \pi/(2\Omega_{i,1})]$. Out of the regime $\eta \ll 1$, the state $|k\rangle$ can be conveniently generated [9] by one step using the blue sideband excitation with the frequency matching condition $\omega_d = \omega + k\omega_m$ and the evolution time is $t_0^b = \pi/(2\Omega_{0,k})$; or by two steps using one carrier ($\omega_d = \omega$) and one red sideband excitation ($\omega_d = \omega - k\omega_m$) processes for $\omega > k\omega_m$ with total time $t = t_0^c + t_1^r$, where the times for the carrier and red sideband excitation processes are $t_0^c = \pi/(2\Omega_{0,0})$ and $t_1^r = \pi/(2\Omega_{0,k})$, respectively. It should be noted that the phonon state $|k\rangle$ cannot be generated using one carrier and one red sideband excitation for $\omega < k\omega_m$. More general discussions on synthesizing arbitrary superpositions $|\psi\rangle$ of different phonon states $|k\rangle$ can be found in supplementary materials [39].

Leakage due to small anharmonicity of cavity field.— We know that the anharmonicity of the cavity field induced by the radiation pressure is not very large because the optomechanical interaction is usually not strong. To study how the small anharmonicity affects the fidelity of generating nonclassical phonon states, we now study, as an example, the interaction between the phonon and the three-level photon system, formed by the three lowest energy levels $|0\rangle \equiv |g\rangle$, $|1\rangle \equiv |e\rangle$ and $|2\rangle \equiv |e'\rangle$ of the cavity field. The transition frequency between the states $|e\rangle$ and $|e'\rangle$ is assumed as $\omega + \delta$. The parameter δ characterizes the anharmonicity of the energy levels for the cavity field. The harmonic and the two-level model can be recovered when $\delta = 0$ and $\delta = \infty$, respectively. In optomechanical systems, the anharmonicity is $\delta = -2g^2/\omega_m$, which is a negative number, i.e., the transition frequency between the states $|e\rangle$ and $|e'\rangle$ is smaller than that between the states $|g\rangle$ and $|e\rangle$. As schematically shown in Fig. 2, the Hamiltonian H_{thr} between the three-level photon system and the phonon

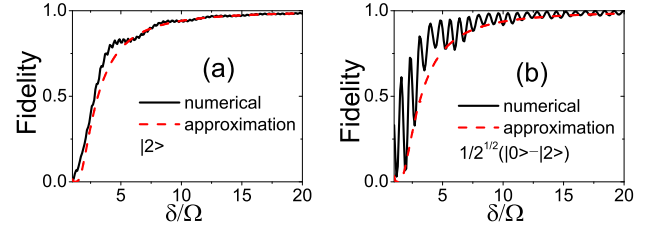


FIG. 3: (Color online) Fidelities for preparing states $|2\rangle$ in (a) and $(|0\rangle - |2\rangle)/\sqrt{2}$ in (b) using both numerical (black solid curve) and approximately analytical (red dash curve) approaches for $\eta = 0.1$.

mode can be written as

$$H_{\text{thr}} = \hbar\omega_m b^\dagger b + \hbar\omega |e\rangle\langle e| + \hbar(2\omega + \delta) |e'\rangle\langle e'| \quad (4) \\ + \hbar \left\{ \Omega(t) \left[|e\rangle\langle g| + \sqrt{2}|e'\rangle\langle e| \right] e^{\eta(b^\dagger - b)} + \text{H.c.} \right\}$$

by projecting the cavity field operator in Eq. (1) with the unitary transform U to its three eigenstates $|g\rangle$, $|e\rangle$, $|e'\rangle$. Here, the parameter $\Omega(t)$ in Eq. (4) is the same as that in Eq. (2).

Let us first calculate the fidelity for preparing excited state $|e\rangle$ in the carrier process when the photon leakage to the third energy level is taken into account. In the carrier process for the time interval $t_0^c = \pi/(2\Omega_{0,0})$, the cavity field is prepared to its first excited state $|e\rangle$ from the ground state $|g\rangle$ under the two-level approximation in Eq. (2). However, when the information leakage from the first to the second excited state is considered, the wavefunction of the cavity field should be written as $|\varphi(t)\rangle = c_g(t)|g\rangle + c_e(t)|e\rangle + c_{e'}(t)|e'\rangle$ at the time t . Three coefficients $c_g(t)$, $c_e(t)$, and $c_{e'}(t)$ can be obtained by solving the Schrodinger equation with given initial condition [39]. Thus, under the condition $\Omega \ll \delta$, the fidelity of preparing the excited state $|e\rangle$ can be approximately given as

$$F = |\langle \varphi(t_0^c) | e \rangle|^2 \approx \left| \left(1 - \frac{3|\Omega|^2}{2\delta^2} \right) \sin \left[\frac{\pi}{2} \left(1 - \frac{|\Omega|^2}{2\delta^2} \right) \right] \right|^2. \quad (5)$$

If the ratio η is big enough such that the state $|k\rangle$ can be generated by a carrier process and a k th red sideband excitation, then the phonon state $|k\rangle$ can be generated with the fidelity F as shown in Eq. (5). However, if the ratio η is very small, then we need several steps to generate the state $|k\rangle$. Moreover, the preparation for arbitrary superpositions of different phonon states also needs several steps. Thus, the fidelity calculation, for the state preparation with several steps, becomes complicated when the information leakage is included. As examples, we study the leakage effect on generating the states $|2\rangle$ and $(|0\rangle - |2\rangle)/\sqrt{2}$ by using the carrier and the single-phonon red sideband excitation processes. We have known that the generation of those states needs two carrier processes and two single-phonon red sideband excitations. The detailed calculations of the fidelity to achieve these two target states can be found in our supplementary materials [39]. Here we just give the approximated fidelities, F_1 and F_2 for preparing

TABLE I: Overview of the Lamb-Dicke parameters reached in microwave and optical cavity optomechanical experiments, where ω_c and γ_c are the frequency and the decay rate of the cavity, ω_m and γ_m are the frequency and the decay rate of the mechanical resonator, g is the optomechanical coupling constant, and $\eta = g/\omega_m$ is the Lamb-Dicke parameter.

System	$\omega_c/2\pi$ (Hz)	$\gamma_c/2\pi$ (Hz)	$Q_c = \omega_c/\gamma_c$	$\omega_m/2\pi$ (Hz)	$\gamma_m/2\pi$ (Hz)	$Q_m = \omega_m/\gamma_m$	$g/2\pi$ (Hz)	$\eta = g/\omega_m$
Microwave cavity [16]	7.47 G	170 K	3.77×10^4	10.69 M	30	3.3×10^5	226	2.11×10^{-5}
Membrane [32]	282 T	0.32 M	8.81×10^8	134 K	0.12	1.12×10^6	2.68	2×10^{-5}
F-P cavity [33]	282 T	215 K	1.31×10^9	947 K	140	6.76×10^3	2.7	2.85×10^{-6}
Toroidal microcavity [34]	385 T	7.1 M	5.42×10^7	78 M	10 K	7.8×10^3	3.4 K	4.36×10^{-5}
Optomechanical crystals [35]	195 T	500 M	3.9×10^5	3.68 G	35 K	1.05×10^5	910 K	2.47×10^{-4}
Zipper cavity [36]	194 T	6 G	3.23×10^4	7.9 M	98.75 K	80	599 K	7.58×10^{-2}
Double-wheel microcavity [37]	190 T	10 G	1.9×10^4	8.05 M	2.01 M	4	732 K	9.09×10^{-2}
BEC [38]	385 T	1.3 M	2.96×10^8	15.1 K			0.39 M	25.828

states $|2\rangle$ and $(|0\rangle - |2\rangle)/\sqrt{2}$, as

$$F_1 \approx \left| f_{rg} (f_{ce})^2 \right|^2, \quad (6)$$

$$F_2 \approx \frac{1}{4} \left| f_{cg} f_{ce} + f_{rg} (f_{ce})^2 \right|^2, \quad (7)$$

under the condition $\Omega \ll |\delta| = 2g^2/\omega_m$. Where $f_{rg} = (1 -$

$2\eta^2\alpha) \sin[\pi(4 - 3\eta^2\alpha)/8]$, $f_{ce} = (1 - 1.5\alpha) \sin \theta$, and $f_{cg} = (1 - 2\alpha) \sin \theta$ with $\alpha = \Omega^2/\delta^2$ and $\theta = \pi(2 - \alpha)/4$. In Figs. 3(a) and (b), F_1 and F_2 are numerically calculated and also compared with the approximated solutions in Eqs. (6) and (7). We can find that the fidelities tend to one when the rate δ/Ω is bigger than 20, moreover, the fidelities are bigger than 0.9 when $\delta/\Omega > 10$.

Experimental requirements.— Let us now discuss the experimental requirements for our proposal. (i) Similar to the ground-state cooling of the optomechanical system, the generation of arbitrary superpositions of phonon states relies on the sideband excitations. This means that the frequency ω_m of the mechanical resonator and the decay rate γ_c of the cavity field have to satisfy the condition $\omega_m > \gamma_c$. (ii) Our proposal should work at the single-photon strong coupling regime as for the photon blockade [19, 24] in optomechanical systems, thus the coupling strength g and the frequency ω_m of the mechanical resonator should be larger than the decay rates γ_c and γ_m of the mechanical resonator and the cavity field, i.e., $\omega_m, g \gg \gamma_c, \gamma_m$. Moreover, the nonlinear photon-photon interaction strength g^2/ω_m should be bigger than the decay rate γ_c of the cavity field, i.e., $(g^2/\omega_m) > \gamma_c$, such that the single-photon excitation or photon blockade can be guaranteed and the two-level approximation can be applied. (iii) Negligible information leakage requires that the strength Ω of the classical driving field should be smaller than the anharmonicity $2g^2/\omega_m$ in the carrier process. (iv) As in trapped ion systems [9], the big Lamb-Dicke parameter $\eta = g/\omega_m$ corresponds to the fast preparation of the multi-phonon states. Thus, (iii) and (iv) tell us that the big η is more desirable for our proposal.

Based on the above requirements, we can estimate the experimental parameters for realizing our proposal. For instance, if we take the moderate parameters $\gamma_c/2\pi = 0.1$ MHz and $\gamma_m/2\pi = 0.01$ MHz, $g/2\pi = 10$ MHz and $\omega_m/2\pi = 20$ MHz, then phonon states $|2\rangle$ and $(|0\rangle - |2\rangle)/\sqrt{2}$ can be perfectly prepared when the strength of the driving field is taken as $\Omega/2\pi = 0.5$ MHz and 1 MHz, respectively. In Table I,

we have summarized experimental parameters for different setups of optomechanical systems. We find that the promising candidates for realizing our proposal are the optomechanical crystal devices, superconducting circuits, and the ultracold atoms in optical resonators with the current state of the art. Because these systems may have big ratio η and also satisfy all above requirements. Moreover, the condition $\eta > 1$ has been applied to generate superpositions of a mirror and photons [21] in standard optomechanical systems. Thus our proposal should be feasible for experiments.

Conclusions.— In summary, we have proposed to synthesize arbitrary phonon states in optomechanical systems by using the sideband excitations. Similar to the photon blockade [19, 24], our proposal relies on the single-photon strong coupling condition such that the two-level approximation for the cavity field can be made in the optomechanical systems. We have shown that the parameters for our proposal are within the reach of the current technology. Our proposal opens up a way to engineer the arbitrary nonclassical phonon state on chip.

YXL is supported by the National Natural Science Foundation of China under Nos. 10975080 and 61025022. JZ is supported by the NSFC under Nos. 61174084, 61134008.

* Electronic address: yuxiliu@mail.tsinghua.edu.cn

- [1] M. Poot and H.S.J. van der Zant, Phys. Rep. **511**, 273 (2012).
- [2] T.J. Kippenberg and K.J. Vahala, Science **321**, 1172 (2008).
- [3] M. Aspelmeyer, S. Gröblacher, K. Hammerer, and N. Kiesel, J. Opt. Soc. Am. B **27**, A189 (2010).
- [4] A.D. O'Connell, M. Hofheinz, M. Ansmann, R.C. Bialczak, M.

- Lenander, E. Lucero, M. Neeley, D. Sank, H. Wang, M. Weides, J. Wenner, J.M. Martinis, and A.N. Cleland, *Nature* **464**, 697 (2010).
- [5] Y.-X. Liu, L.F. Wei, and F. Nori, *Europhys. Lett.* **67**, 941 (2004).
- [6] M. Hofheinz, E.M. Weig, M. Ansmann, R.C. Bialczak, E. Lucero, M. Neeley, A. D. O'Connell, H. Wang, J. M. Martinis, and A. N. Cleland, *Nature* **454**, 310 (2008).
- [7] M. Hofheinz, H. Wang, M. Ansmann, R.C. Bialczak, E. Lucero, M. Neeley, A.D. O'Connell, D. Sank, J. Wenner, J.M. Martinis, and A. N. Cleland, *Nature* **459**, 546 (2009).
- [8] S.B. Zheng, *Phys. Rev. A* **63**, 015801 (2001).
- [9] L.F. Wei, Y.-X. Liu, and F. Nori, *Phys. Rev. A* **70**, 063801 (2004).
- [10] D. Leibfried, R. Blatt, C. Monroe, and D. Wineland, *Rev. Mod. Phys.* **75**, 281 (2003).
- [11] D.M. Meekhof, C. Monroe, B.E. King, W.M. Itano, and D.J. Wineland, *Phys. Rev. Lett.* **76**, 1796 (1996).
- [12] D. Leibfried, D.M. Meekhof, B.E. King, C. Monroe, W.M. Itano, and D.J. Wineland, *Phys. Rev. Lett.* **77**, 4281 (1996).
- [13] A.D. Armour, M.P. Blencowe, and K.C. Schwab, *Phys. Rev. Lett.* **88**, 148301 (2002).
- [14] S. Gupta, K.L. Moore, K.W. Murch, and D.M. Stamper-Kurn, *Phys. Rev. Lett.* **99**, 213601 (2007).
- [15] M. Eichenfield, J. Chan, R.M. Camacho, K.J. Vahala, and O. Painter, *Nature* **462**, 78 (2009).
- [16] J.D. Teufel, D. Li, M.S. Allman, K. Cicak, A.J. Sirois, J.D. Whittaker, and R.W. Simmonds, *Nature* **471**, 204 (2011).
- [17] J.C. Sankey, C. Yang, B.M. Zwickl, A.M. Jayich, and J.G.E. Harris, *Nature Phys.* **6**, 707 (2010); N.E. Flowers-Jacobs, S. W. Hoch, J.C. Sankey, A. Kashkanova, A. M. Jayich, C. Deutsch, J. Reichel, and J.G.E. Harris, arXiv:1206.3558.
- [18] A. Imamoglu, H. Schmidt, G. Woods, and M. Deutsch, *Phys. Rev. Lett.* **79**, 1467 (1997).
- [19] P. Rabl, *Phys. Rev. Lett.* **107**, 063601 (2011).
- [20] B. He, *Phys. Rev. A* **85**, 063820 (2012).
- [21] W. Marshall, C. Simon, R. Penrose, and D. Bouwmeester, *Phys. Rev. Lett.* **91**, 130401 (2003).
- [22] F. Khalili, S. Danilishin, H. Miao, H. Müller-Ebhardt, H. Yang, and Y. Chen, *Phys. Rev. Lett.* **105**, 070403 (2010).
- [23] O. Romero-Isart, A. C. Pflanzer, F. Blaser, R. Kaltenbaek, N. Kiesel, M. Aspelmeyer, and J. I. Cirac, *Phys. Rev. Lett.* **107**, 020405 (2011).
- [24] A. Nunnenkamp, K. Borkje, and S. M. Girvin, *Phys. Rev. Lett.* **107**, 063602 (2011).
- [25] I. Wilson-Rae, N. Nooshi, W. Zwerger, and T. J. Kippenberg, *Phys. Rev. Lett.* **99**, 093901 (2007).
- [26] F. Marquardt, J. P. Chen, A. A. Clerk, and S. M. Girvin, *Phys. Rev. Lett.* **99**, 093902 (2007).
- [27] Y.-S. Park and H. L. Wang, *Nature Phys.* **5**, 489 (2009).
- [28] A. Schliesser, R. Riviere, G. Anetsberger, O. Arcizet, and T. J. Kippenberg, *Nature Phys.* **4**, 415 (2008).
- [29] A. Schliesser, O. Arcizet, R. Riviere, G. Anetsberger, and T. J. Kippenberg, *Nature Phys.* **5**, 509 (2009).
- [30] J.D. Teufel, T. Donner, D. Li, J.W. Harlow, M.S. Allman, K. Cicak, A.J. Sirois, J.D. Whittaker, K.W. Lehnert, and R.W. Simmonds, *Nature* **475**, 359 (2011).
- [31] M. R. Vanner, M. Aspelmeyer, M. S. Kim, arXiv:1203.4525.
- [32] J.D. Thompson, B.M. Zwickl, A.M. Jayich, F. Marquardt, S.M. Girvin, and J.G.E. Harris, *Nature* **452**, 72 (2008).
- [33] S. Groblacher, K. Hammerer, M.R. Vanner, and M. Aspelmeyer, *Nature* **460**, 724 (2009).
- [34] E. Verhagen, S. Deleglise, S. Weis, A. Schliesser, and T.J. Kippenberg, *Nature* **482**, 63 (2012).
- [35] J. Chan, T.P.M. Alegre, A.H. Safavi-Naeini, J.T. Hill, A. Krause, S. Groblacher, M. Aspelmeyer, and O. Painter, *Nature* **478**, 89 (2011).
- [36] M. Eichenfield, R. Camacho, J. Chan, K.J. Vahala, and O. Painter, *Nature* **459**, 550 (2009).
- [37] G.S. Wiederhecker, S. Manipatruni, S. Lee, and M. Lipson, *Opt. Express* **19**, 2782 (2011).
- [38] F. Brennecke, S. Ritter, T. Donner, and T. Esslinger, *Science* **322**, 235 (2008).
- [39] See Supplemental Material in this paper for details.