

# Role of the spectral shape of quantum correlations in two-photon virtual-state spectroscopy

R de J León-Montiel,<sup>1</sup> J Svozilík,<sup>1,2</sup> L J Salazar-Serrano,<sup>1</sup> and Juan P Torres<sup>1,3</sup>

<sup>1</sup>ICFO-Institut de Ciències Fòniques, Mediterranean Technology Park, 08860 Castelldefels (Barcelona), Spain

<sup>2</sup>RCPTM, Joint Laboratory of Optics PU and IP AS CR, 17. listopadu 12, 77146 Olomouc, Czech Republic

<sup>3</sup>Department of Signal Theory and Communications, Campus Nord D3, Universitat Politècnica de Catalunya, 08034 Barcelona, Spain

E-mail: roberto.leon@icfo.es

**Abstract.** It is controversial what is the true role of entanglement in two-photon virtual-state spectroscopy [Saleh *et al*, *Phys. Rev. Lett.* **80**, 3483, 1998], a two-photon absorption spectroscopic technique that can retrieve information about the energy level structure of an atom or a molecule. The consideration of closely related techniques, such as multidimensional pump-probe spectroscopy [Roslyak *et al*, *Phys. Rev. A* **79**, 063409, 2009], might suggest that spectroscopic information retrieved in the two-photon absorption process is the same regardless of the classical or quantum nature of the light source. Here, we solve this debate by making use of a full quantum formalism to show that the ability to obtain information about the energy level structure of a medium requires the existence of temporal (frequency) correlations between the absorbed photons. Moreover, we show that these correlations are not the only requisite for retrieving such information. In fact, it is a combination of both, the presence of frequency correlations and its specific spectral shape, which makes the realization of two-photon virtual-state spectroscopy possible. This result helps clarifying the discussion whether entanglement is needed or not, and also, to specify the type of two-photon source that needs to be used in order to experimentally perform the two-photon virtual-state spectroscopy technique.

PACS numbers: 32.80.-t, 42.50.Ct, 42.50.Hz

Submitted to: *New J. Phys.*

## 1. Introduction

The process of two-photon absorption (TPA), the light-induced transition between two energy levels of a medium mediated by the absorption of two photons, is a building block of some technologies aimed at probing the structure of atoms and molecules, such as two-photon microscopy [1] and two-photon spectroscopy [2]. In particular, nonlinear two-photon spectroscopy has become an invaluable tool [3], where the capability of TPA is exploited to obtain information about a sample that would not be accessible otherwise.

With the advent of light sources that generate entangled photon pairs [4], new phenomena in TPA processes have been unveiled. The linear dependence of the two-photon absorption rate on the photon flux [5], two-photon induced transparency [6], virtual-state spectroscopy [7, 8] and the selectivity of double-exciton states of chromophore aggregates [9] are effects that have been attributed to the presence of entanglement. However, the link between entanglement and the new effect observed is sometimes blur. So, might not be the ultimate cause of some of these effects an accompanying characteristic unrelated to its entangled nature? This is the case, for instance, of the cancelation of dispersion effects which can take place in optical coherence tomography [10, 11], the observation of remote dispersion cancelation [12] and temporal modulation [13] of entangled photons, effects that could also be produced by frequency-correlated photons, which nonetheless might be non-entangled [14].

Here, we consider one important spectroscopic application whose capabilities have been associated to the use of entangled photons pairs, namely two-photon virtual-state spectroscopy. The absorption of two photons by an atom or a molecule induces a transition between two of its energy levels that match the overall energy of the incident photons. The quantum mechanical calculation of the TPA transition probability shows that its value can be understood as a weighted sum of many energy non-conserving atomic transitions (virtual-state transitions) [15, 16] between energy levels.

The virtual-state transitions, a signature of the medium, can be revealed experimentally by introducing a delay between the two absorbed photons, and averaging over different experimental realizations with different temporal correlations between the photons [7]. Can we retrieve the sought-after information (energy level structure) with any type of frequency correlations between the photons? It has been suggested that spectroscopic information resident in the TPA signal in multidimensional pump-probe spectroscopy [17] is essentially the same, regardless of the classical or quantum nature of the light used. As stated recently in [9], *it remains however an open question, to what extent these effects constitute genuine entanglement effects and whether they can be reproduced, for instance, by shaped or stochastic classical pulses.*

To unveil the true role of entanglement in virtual-state spectroscopy, we make use of two ingredients. First, we apply a full quantum formalism to the two-photon state, so we can identify clearly the amount of entanglement existing between the photons. Secondly, we consider a general form of the two-photon state, which allows us to consider different types of correlations and spectral shapes of the photons.

We will show that information about the energy levels of a medium by means of virtual-state spectroscopy can be obtained only when frequency correlations between the photons are present. Moreover, we will show that the correlations between them are not the only requisite for retrieving spectroscopic information of the medium. It is the combination of both, correlations and a specific spectral shape of the photons, which makes the realization of virtual-state spectroscopy possible. This result is of great interest because it specifies the type of two-photon source that needs to be used in order to experimentally perform the two-photon virtual-state spectroscopy technique.

## 2. Light-matter interaction

Let us consider the interaction of a medium with a two-photon optical field  $|\Psi\rangle$ , described by the interaction Hamiltonian  $\hat{H}_I(t) = \hat{d}(t) \hat{E}^{(+)}(t)$ , where  $\hat{d}(t)$  is the dipole-moment operator and  $\hat{E}^{(+)}(t)$  is the positive-frequency part of the electric-field operator, which reads as  $\hat{E}^{(+)}(t) = \hat{E}_1^{(+)}(t) + \hat{E}_2^{(+)}(t)$ . The electric field operators  $\hat{E}_1^{(+)}(t)$  and  $\hat{E}_2^{(+)}(t)$  can be written as

$$\hat{E}_j^{(+)}(t) = \int d\omega_j \sqrt{\frac{\hbar\omega_j}{4\pi\epsilon_0 c A}} \hat{a}(\omega_j) \exp(-i\omega_j t), \quad (1)$$

where  $c$  is the speed of light,  $\epsilon_0$  is the vacuum permittivity,  $A$  is the effective area of the field, and  $\hat{a}(\omega_j)$  is the annihilation operator of a photonic mode with frequency  $\omega_j$ .

The medium is initially in its ground state  $|g\rangle$  (with energy  $\varepsilon_g$ ). The probability that the medium is excited to the final state  $|f\rangle$  (with energy  $\varepsilon_f$ ), through a two-photon absorption process, is given by second-order time-dependent perturbation theory as [18]

$$P_{g \rightarrow f} = \left| \frac{1}{\hbar^2} \int_{-\infty}^{\infty} dt_2 \int_{-\infty}^{t_2} dt_1 M_{\hat{d}}(t_1, t_2) M_{\hat{E}}(t_1, t_2) \right|^2, \quad (2)$$

with

$$M_{\hat{d}}(t_1, t_2) = \langle f | \hat{d}(t_2) \hat{d}(t_1) | g \rangle, \quad (3)$$

$$M_{\hat{E}}(t_1, t_2) = \langle \Psi_f | \hat{E}^{(+)}(t_2) \hat{E}^{(+)}(t_1) | \Psi \rangle, \quad (4)$$

where  $|\Psi_f\rangle$  denotes the final state of the optical field, which is assumed to be the vacuum state.

Equation (3) can be expanded in terms of virtual-state transitions, to obtain

$$\begin{aligned} M_{\hat{d}}(t_1, t_2) &= \sum_{j=1} D^{(j)} \exp[-i(\varepsilon_j - i\kappa_j/2 - \varepsilon_f)t_2] \\ &\times \exp[-i(\varepsilon_g - \varepsilon_j + i\kappa_j/2)t_1], \end{aligned} \quad (5)$$

where  $D^{(j)} = \langle f | \hat{d} | j \rangle \langle j | \hat{d} | g \rangle$  are the transition matrix elements of the dipole-moment operator. Equation (5) shows that the excitation of the medium occurs through intermediate states  $|j\rangle$ , with complex energy eigenvalues  $\varepsilon_j - i\kappa_j/2$ , where  $\kappa_j$  takes into account the natural linewidth of the intermediate states [19]. Also, we can write Eq. (4) as

$$M_{\hat{E}}(t_1, t_2) = \langle \psi_f | \hat{E}_2^{(+)}(t_2) \hat{E}_1^{(+)}(t_1) | \psi_i \rangle + \langle \psi_f | \hat{E}_1^{(+)}(t_2) \hat{E}_2^{(+)}(t_1) | \psi_i \rangle, \quad (6)$$

where we have kept the terms in which only one photon from each field contributes to the overall two-photon excitation. The first term of Eq. (6) corresponds to the case in which the photon field  $\hat{E}_1^{(+)}(t)$  interacts first, and  $\hat{E}_2^{(+)}(t)$  interacts later. The remaining term describes the complementary case.

Since we are interested in a two-photon absorption process, we consider the initial state of the optical field as an arbitrary two-photon state, which can be written as [20]

$$|\Psi\rangle = \int d\nu_s d\nu_i \Phi(\nu_s, \nu_i) \hat{a}_s^\dagger(\nu_s + \omega_s^0) \hat{a}_i^\dagger(\nu_i + \omega_i^0) |0\rangle, \quad (7)$$

where  $s$  and  $i$  stand for signal and idler photonic modes,  $\nu_j = \omega_j - \omega_j^0$  ( $j = s, i$ ) are the frequency deviations from the central frequencies  $\omega_j^0$ , and  $\Phi(\nu_s, \nu_i)$  is the joint spectral amplitude, or mode function, which fully describes the correlations and bandwidth of the two-photon state.

Finally, to quantify the degree of entanglement between the absorbed photons, we make use of the entropy of entanglement, defined as [21]

$$E = - \sum_i \lambda_i \log_2 \lambda_i, \quad (8)$$

where  $\lambda_i$  are the eigenvalues of the Schmidt decomposition of the joint spectral amplitude, i.e.,  $\Phi(\nu_s, \nu_i) = \sum_i \sqrt{\lambda_i} f_i(\nu_s) g(\nu_i)$ , with  $f$  and  $g$  corresponding to the Schmidt modes. It is worth remarking that the lack of entanglement between the pair of photons is characterized by a value of the entropy equal to zero.

### 3. Two-photon absorption transition probability

With the aim of recognizing in which situations virtual-state spectroscopy can be performed, we will compute the TPA transition probability of atomic hydrogen using different types of initial two-photon states. We have selected atomic hydrogen as model system, because it has been used in previous studies of virtual-state spectroscopy [18, 7] and it has been the subject of several one- and two-photon absorption experiments [22, 23, 24, 25]. In our calculations, we will focus on the  $1s \rightarrow 2s$  two-photon transition. Due to quantum number selection rules [24], this transition takes place via intermediate  $p$  states:  $1s \rightarrow \{2p, 3p, \dots, np\} \rightarrow 2s$ , which are coupled to the  $s$  states by real-valued transition matrix elements. The hydrogen atom energy levels are  $\varepsilon_n = -13.6/n^2$  eV ( $n = 1, 2, 3, \dots$ ) and the natural linewidths of intermediate states  $\kappa_j$  are taken from Refs. [22, 24]. We assume the condition  $\varepsilon_f - \varepsilon_g = \omega_s^0 + \omega_i^0$ , and that the final state  $2s$  is Lorentzian broadened with a radiative lifetime  $1/\kappa_f = 122$  ms [23], which is introduced in the model by averaging the TPA transition probability over a Lorentzian function of width  $\kappa_f$  [19].

#### 3.1. TPA transition probability with uncorrelated classical pulses

Let us consider first the case that has been studied in Ref. [17]. It corresponds to the situation in which the two absorbed photons are embedded into rectangular-shaped

pulses of the same duration  $T_p$ , with a tunable time delay  $\tau$  between them. This initial optical field can be represented by an uncorrelated two-photon state described by the normalized mode function

$$\Phi(\nu_s, \nu_i) = \frac{T_p}{2\pi} \text{sinc}(T_p \nu_s / 2) \text{sinc}(T_p \nu_i / 2) \exp[i(\nu_s - \nu_i)\tau / 2]. \quad (9)$$

With the state given by Eq. (9), and making use of Eqs. (2), (5) and (6), we can write the TPA transition probability as

$$P_{g \rightarrow f}(T_p; \tau) = \frac{\omega_0^2}{\hbar^2 \epsilon_0^2 c^2 A^2 T_p^2} \left| \sum_j D^{(j)} [I_1 + I_2] \right|^2, \quad (10)$$

where

$$I_1 = \frac{\sin[\Delta\omega(T_p - \tau)/2]}{\Delta_g \Delta\omega} - \frac{\sin[\Delta_f(T_p - \tau)/2] \exp[i\Delta_g(T_p + \tau)/2]}{\Delta_g \Delta_f} - \frac{2i \sin(\Delta_g T_p / 2) \sin(\Delta_f \tau / 2) \exp[-i(\Delta_f T_p - \Delta_g \tau)/2]}{\Delta_g \Delta_f}, \quad (11)$$

$$I_2 = \frac{\sin[\Delta\omega(T_p - \tau)/2]}{\Delta_g \Delta\omega} - \frac{\sin[\Delta_f(T_p - \tau)/2] \exp[i\Delta_g(T_p - \tau)/2]}{\Delta_g \Delta_f}, \quad (12)$$

with  $\Delta_f = \varepsilon_j - i\kappa_j/2 - \varepsilon_f + \omega_0$ ,  $\Delta_g = \varepsilon_g - \varepsilon_j + i\kappa_j/2 + \omega_0$  and  $\Delta\omega = \varepsilon_g - \varepsilon_f + 2\omega_0$ . For the sake of simplicity, we have assumed the condition  $\omega_i^0 = \omega_s^0 = \omega_0$ .

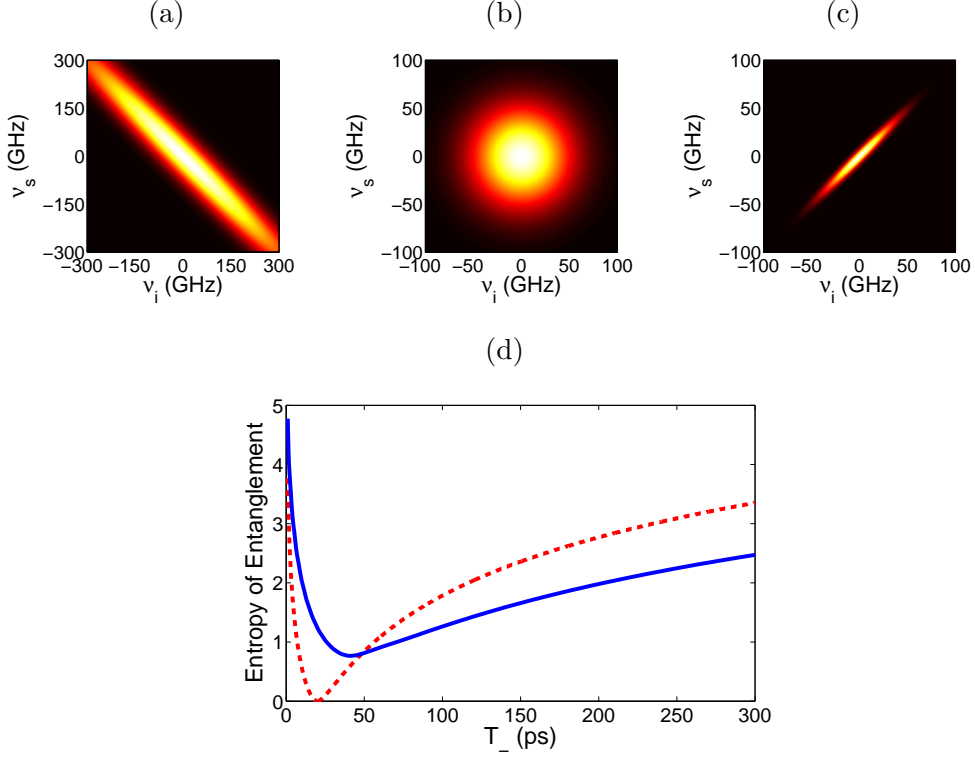
We have computed the TPA transition probability for different values of  $T_p$  and  $\tau$ . In all cases, it turns out to be constant as a function of the delay ( $\tau$ ) between the pulses, when  $\tau < T_p$ , which implies that a Fourier analysis with respect to  $\tau$  would result in only one peak centered at zero-frequency, meaning that spectroscopic information about intermediate levels of the medium is not present in the TPA signal.

From these results one can infer that when frequency correlations between the photons are not present, spectroscopic information about energy levels is not available, which implies that virtual-state spectroscopy cannot be performed by means of two delayed rectangular-shaped classical pulses, which is in contradiction with the results presented in [17].

### 3.2. TPA transition probability of a frequency correlated two-photon state with Gaussian spectral shape

In view of the previous results, and the ideas and calculations presented originally in [7], it naturally arises the question if the presence of frequency entanglement between the photons is the key ingredient that allows to access information about the energy level structure of the medium by means of two-photon virtual-state spectroscopy. In what follows, we will show that this is indeed not the case.

In general, a two-photon state with tunable frequency correlations, and consequently tunable degree of entanglement, can be generated by means of type-II Spontaneous Parametric Down Conversion (SPDC), where two photons with orthogonal polarizations are generated in a second-order nonlinear crystal of length  $L$ , when pumped



**Figure 1.** Joint spectrum of the two-photon state for different values of  $T_-$ : (a)  $T_- = 2$  ps, (b)  $T_- = 20$  ps, and (c)  $T_- = 200$  ps. (d) Entropy of entanglement as a function of  $T_-$  for Gaussian (red dashed line) and sine cardinal (blue solid line) shapes of the mode function. In all cases, the pump pulse duration is:  $T_+ = 10$  ps.

by a Gaussian pulse with temporal duration  $T_+$ . After the crystal, signal and idler photons interchange their polarization and traverse a similar crystal of length  $L/2$ . After the addition of a tunable delay  $\tau$  between the photons, and restricting their spectrum using a Gaussian filter, the normalized mode function reads as

$$\begin{aligned} \Phi(\nu_s, \nu_i) = & \left( \frac{T_- T_+}{\sqrt{2\pi}} \right)^{1/2} \exp[-T_+^2 (\nu_i + \nu_s)^2] \exp[-T_-^2 (\nu_s - \nu_i)^2 / 4] \\ & \times \exp[iLN_p(\nu_s + \nu_i)/2 + i\nu_i\tau], \end{aligned} \quad (13)$$

where  $T_- = (N_s - N_i)L/2$ ,  $N_j$  ( $j = i, s, p$ ) are the inverse group velocities. We have made use of the group velocity matching condition  $N_p = (N_i + N_s)/2$  [26], which ease the tuning of the frequency correlations, and the degree of entanglement, between the photons [27].

The frequency correlations of the down-converted photons can be tuned by carefully selecting the values of  $T_+$  and  $T_-$ . Figures 1(a) to 1(c) show the joint probability distribution of the two-photon state  $S(\nu_s, \nu_i) = |\Phi(\nu_s, \nu_i)|^2$ , which measures the probability of detecting a signal photon of frequency  $\omega_s^0 + \nu_s$  in coincidence with an idler photon of frequency  $\omega_i^0 + \nu_i$ . Frequency anti-correlated photons [Fig. 1(a)] ( $\nu_s \sim -\nu_i$ ) are obtained when  $T_+ \gg T_-$ , whereas for  $T_+ \ll T_-$ , we obtain frequency correlated

photons [Fig. 1(c)]. In the particular case when  $T_- = 2T_+$ , frequency uncorrelated pairs of photons [Fig. 1(b)] are generated. Figure 1(d) (red dashed line) shows the dependence of the entropy of entanglement with  $T_-$  for a fixed value of  $T_+$ , for a mode function of the form given by Eq. (13).

Using the initial two-photon state described by Eq. (13), we find that the TPA transition probability is given by

$$\begin{aligned}
 P_{g \rightarrow f}(T_-, T_+; \tau) &= \frac{32\pi\omega_0^2}{\hbar^2 \epsilon_0^2 c^2 A^2} T_+ T_- \exp \left[ -2T_+^2 (\varepsilon_g - \varepsilon_f + \omega_p)^2 \right] \\
 &\times \left| \sum_j D^{(j)} \left\{ F_+ \left[ \eta^{(j)} T_-; \tau \right] \exp \left[ -i\eta^{(j)} \tau \right] \right. \right. \\
 &\quad \left. \left. + F_- \left[ \eta^{(j)} T_-; \tau \right] \exp \left[ i\eta^{(j)} \tau \right] \right\} \right|^2, \tag{14}
 \end{aligned}$$

where  $\eta^{(j)} = \Delta^{(j)} - i\kappa_j/2$ , with the energy mismatch given by  $\Delta^{(j)} = \varepsilon_j - \varepsilon_g - \omega_0$ , and the function  $F$  defined as

$$F_{\pm}(\xi; \tau) = \exp(-\xi^2) \left[ 1 - \frac{2i}{\sqrt{\pi}} \int_0^{\xi \pm \frac{i\tau}{2T_-}} \exp(y^2) dy \right]. \tag{15}$$

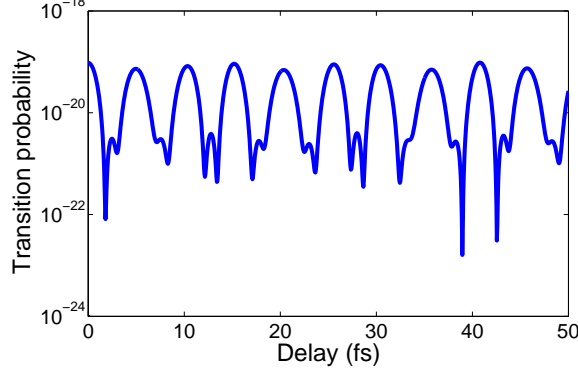
We have computed the TPA transition probability as a function of the delay between photons considering states bearing different types of correlations, particularly for uncorrelated and anti-correlated pairs of photons. As previously obtained, in the case of uncorrelated photons, the TPA signal is constant with the delay  $\tau$ , so no spectroscopic information about intermediate levels is available.

Surprisingly, in the case of anti-correlated photons, the TPA transition probability is also constant with the delay  $\tau$ , which means that information about the energy level structure of the medium cannot be retrieved from the TPA signal either. This result is of great interest since it tells us that the use of a source of paired photons with entanglement alone is not enough to guarantee the successful retrieval of such information. Even though there exists entanglement between the photons that interact with the medium, there is another property of the two-photon state that is needed in order to perform virtual-state spectroscopy, namely a specific spectral shape of the frequency correlations.

### 3.3. TPA transition probability of a frequency correlated two-photon state with a Sine cardinal spectral shape

Fortunately, two-photon states with a Gaussian shape, which require a strong filtering of the pair of photons [28], are not naturally harvested in SPDC. By considering a more realistic shape of the mode function, we will show that two-photon virtual-state spectroscopy can retrieve the sought-after information about the energy level structure under a great variety of circumstances.

As in the previous subsection, we consider a type-II SPDC process where an additional nonlinear crystal of length  $L/2$  is used to achieve group velocity



**Figure 2.** Transition probability as a function of the delay  $\tau$  for anti-correlated photons ( $T_- = 2$  ps). Pump pulse duration:  $T_+ = 10$  ps. Y-axis in logarithmic scale.

compensation. By introducing a tunable delay  $\tau$  between the photons, without restricting their spectrum, the normalized mode function is written as

$$\begin{aligned} \Phi(\nu_s, \nu_i) = & \left( \frac{T_- T_+}{2\pi\sqrt{2\pi}} \right)^{1/2} \exp[-T_+^2 (\nu_i + \nu_s)^2] \text{sinc}[T_- (\nu_s - \nu_i)/2] \\ & \times \exp[iLN_p (\nu_s + \nu_i)/2 + i\nu_i\tau]. \end{aligned} \quad (16)$$

The entropy of entanglement of the two-photon state described by Eq. (16) is shown in Fig. 1(d) (blue solid line). Notice that in this case, due to the presence of the sine cardinal function, only quasi-uncorrelated photons can be generated.

We now make use of the initial two-photon state described by the mode function given in Eq. (16) to write the TPA transition probability as

$$\begin{aligned} P_{g \rightarrow f}(T_-, T_+; \tau) = & \frac{64\pi\omega_0^2}{\hbar^2 \epsilon_0^2 c^2 A^2 T_-} \left[ \frac{\sqrt{2}T_+}{\sqrt{\pi}} \exp[-2T_+^2 (\varepsilon_g - \varepsilon_f + \omega_p)^2] \right] \\ & \times \left| \sum_j A^{(j)} \left\{ 2 - \exp[-i\eta^{(j)}(T_- - \tau)] \right. \right. \\ & \left. \left. - \exp[-i\eta^{(j)}(T_- + \tau)] \right\} \right|^2, \end{aligned} \quad (17)$$

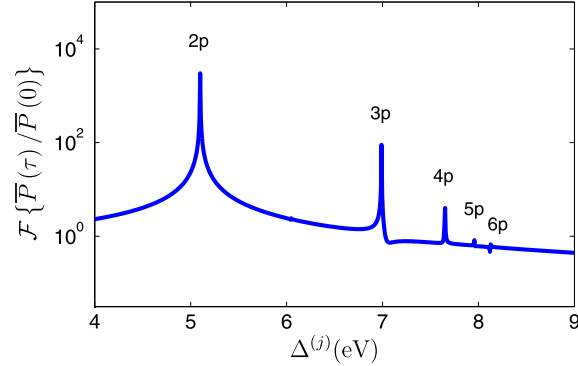
where  $A^{(j)} = D^{(j)}/\eta^{(j)}$ .

Figure 2 shows the TPA transition probability as a function of the delay between the pulses. Notice the nonmonotonic behavior of the TPA transition probability for anti-correlated photons. This means that spectroscopic information is contained within the TPA signal, which might be related to the energy level structure of the medium. In order to retrieve this information, we follow [7] and perform an average of Eq. (17) over a range of values of  $T_-$  to obtain the weighted-and-averaged TPA transition probability

$$\bar{P}(\tau) = \frac{1}{T} \int_{T_{\min}}^{T_{\max}} P_{g \rightarrow f}(T_-, T_+; \tau) T_- dT_-, \quad (18)$$

where  $T = T_{\max} - T_{\min}$ .



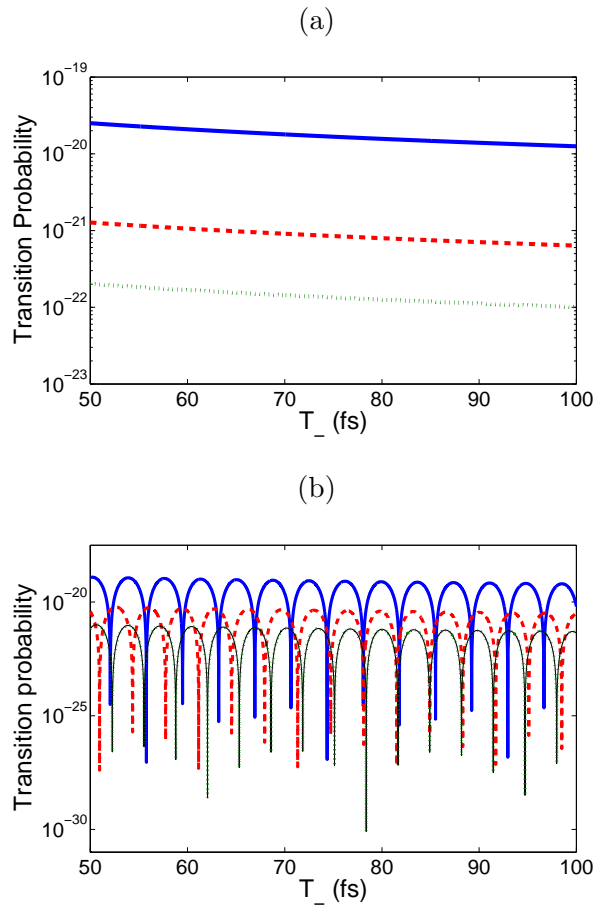


**Figure 3.** Fourier transform of the normalized weighted-and-averaged TPA transition probability as a function of the energy mismatch  $\Delta^{(j)}$ . The delay range considered is  $0 \leq \tau \leq 2$  ps, with an integration time of  $2 \leq T_- \leq 10$  ps. Y-axis in logarithmic scale.

Provided that  $T \gg 1/|\Delta^{(j)} - \Delta^{(k)}|$ , to eliminate unwanted terms at intermediate frequencies, a straightforward Fourier analysis of Eq. (18) reveals the curve shown in Fig. 3. We see that peaks emerge from the Fourier transform of the weighted-and-averaged TPA transition probability, whose locations determine the energy mismatch of the intermediate states: 5.1, 6.98, 7.65, 7.95, and 8.12 eV. With these values and the definition of the energy mismatch, we obtain the virtual-state energy values:  $-3.40$ ,  $-1.51$ ,  $-0.85$ ,  $-0.54$ , and  $-0.37$  eV. These energy values can be readily identified with  $n = 2, 3, 4, 5, 6$  corresponding to the  $2p, 3p, 4p, 5p$ , and  $6p$  states, respectively.

To obtain a clearer image that two-photon virtual-state spectroscopy depends on the quantum interference from different contributions of intermediate-state transitions with a specific spectral shape, let us consider a simpler, even though ideal, case where a single intermediate quantum state ( $3p, 4p$  or  $5p$ ) is present [28]. Figure 4 shows the two-photon transition probability as a function of  $T_-$  for a fixed value of  $T_+$  and delay  $\tau = 0$ , considering three different intermediate states. Changing  $T_-$  modifies the degree of entanglement between the photons (as shown in Fig. 1). Figure 4(a) corresponds to the case of frequency entangled photons with a gaussian spectral shape, while Fig. 4(b) depicts the case of a sine cardinal spectral shape. From these results we find that, even though in both cases the degree of entanglement between photons is the same, when considering frequency entangled photons bearing a sine cardinal spectral shape, a nonmonotonic behavior of the TPA transition probability appears, whereas in the case of a Gaussian spectral shape this is no longer true.

By making use of entangled photons bearing a sine cardinal spectral shape we can then retrieve information about the atomic transitions by means of a Fourier analysis of the weighted-and-averaged TPA signal [Eq. (18)]. It is worth mentioning that the same information as the one depicted in Fig. 3 can also be obtained when quasi-uncorrelated photons ( $T_- = 40$  ps) are used, meaning that virtual-state spectroscopy can also be performed even with a low degree of entanglement between the photons.



**Figure 4.** Single-intermediate level TPA transition probability as a function of  $T_-$  for (a) Gaussian mode function and (b) sine cardinal mode function. Intermediate levels correspond to: 3p (solid line), 4p (dashed line) and 5p (dotted line). Delay is set to  $\tau = 0$  ps. Pump pulse duration:  $T_+ = 10$  ps. Y-axis in logarithmic scale.

## 4. Conclusions

We have shown that two-photon virtual-state spectroscopy cannot be performed by means of two uncorrelated rectangular-shaped classical pulses. This implies that, in order to extract information about the energy levels of a medium, one has to make use of light bearing frequency correlations. Notwithstanding, we have found that these are not the only requisite for accessing such information. In fact, it is a combination of two-photon frequency correlations and a specific spectral shape of the correlations which allows one to perform two-photon virtual-state spectroscopy.

The results presented here are of great interest because they help to end the discussion whether entanglement is needed or not, and also, to identify clearly which types of two-photon sources can be used to experimentally implement virtual-state spectroscopy. By clarifying the role of entanglement, we have found that even though it can be required, not any source of entangled paired photons can be used to experimentally perform such technique.

## Acknowledgments

This work was supported by Government of Spain (Project FIS2010-14831) and the European Union (FET-Open 255914, PHORBITECH), and by the Fundacio Privada Cellex Barcelona.

## References

- [1] Denk W, Strickler J H, and Webb W W 1990 *Science* **248** 73
- [2] Hopfield J J and Worlock J M 1965 *Phys. Rev.* **137** A1455
- [3] Mukamel S 1995 *Principles of Nonlinear Optical Spectroscopy* (Oxford University Press, New York)
- [4] Mandel L and Wolf E 1995 *Optical Coherence and Quantum Optics* (Cambridge University Press, New York)
- [5] Javanainen J and Gould P L 1990 *Phys. Rev. A* **41** 5088
- [6] Fei H -B, Jost B M, Popescu S, Saleh B E A and Teich M C 1997 *Phys. Rev. Lett.* **78** 1679
- [7] Saleh B E A, Jost B M, Fei H -B and Teich M C 1998 *Phys. Rev. Lett.* **80** 3483
- [8] Kojima J and Nguyen Q -V 2004 *Chem. Phys. Lett.* **396** 323
- [9] Schlawin F, Dorfman K, Fingerhut B P and Mukamel S 2012 *arXiv:1204.4490v1*
- [10] Nasr M B, Saleh B E A, Sergienko A V and Teich M C 2003 *Phys. Rev. Lett.* **91** 083601
- [11] Le Gout J, Venkatraman D, Wong F N C and Shapiro J H 2010 *Opt. Lett.* **35** 1001
- [12] Brendel J, Zbinden H and Gisin N 1998 *Opt. Comm.* **151** 35
- [13] Sensarn S, Yin G Y and Harris S E 2009 *Phys. Rev. Lett.* **103** 163601
- [14] Torres-Company V, Valencia A, Hendrych M and Torres J P 2011 *Phys. Rev. A* **83** 023824
- [15] Shore B W 1979 *Am. J. Phys.* **47** 262
- [16] Sakurai J J 1994 *Modern Quantum Mechanics* (Addison-Wesley, USA)
- [17] Roslyak O and Mukamel S 2009 *Phys. Rev. A* **79** 063409
- [18] Peřina Jr J, Saleh B E A and Teich M C 1998 *Phys. Rev. A* **57** 3972
- [19] Mollow B R 1968 *Phys. Rev.* **175** 1555
- [20] Torres J P, Banaszek K and Walmsley I A 2011 *Progress in Optics* **56** 227
- [21] Law C K, Walmsley I A and Eberly J H 2000 *Phys. Rev. Lett.* **84** 5304
- [22] Etherton R C, Beyer L M, Maddox W E and Bridwell L B 1970 *Phys. Rev. A* **2** 2177
- [23] Cesar C L, Fried D G, Killian T C, Polcyn A D, Sandberg J C, Yu I A, Greytak T J, Kleppner D and Doyle J M 1996 *Phys. Rev. Lett.* **77** 255
- [24] Bethe H A and Salpeter E E 2008 *Quantum Mechanics of One- and Two-Electron Atoms* (Dover Publications, New York)
- [25] Bebb H B and Gold A 1966 *Phys. Rev.* **143** 1
- [26] Keller T E and Rubin M H 1997 *Phys. Rev. A* **56** 1534
- [27] Hendrych M, Micuda M and Torres J P 2007 *Opt. Lett.* **32** 2339
- [28] Nakanishi T, Kobayashi H, Sugiyama K and Kitano M 2009 *J. Phys. Soc. Jpn.* **78** 104401