

Processing quantum information with relativistic motion of atoms

Eduardo Martín-Martínez,^{1,2} David Aasen,² and Achim Kempf²

¹*Institute for Quantum Computing and Department of Physics and Astronomy,
University of Waterloo, 200 University Avenue W, Waterloo, Ontario, N2L 3G1, Canada*

²*Dept. Applied Math., University of Waterloo, 200 University Av W, Waterloo, Ontario, N2L 3G1, Canada*

We show that particle detectors, such as 2-level atoms, in non-inertial motion (or in gravitational fields) could be used to build quantum gates for the processing of quantum information. Concretely, we show that through suitably chosen non-inertial trajectories of the detectors the interaction Hamiltonian's time dependence can be modulated to yield arbitrary rotations in the Bloch sphere due to relativistic quantum effects.

Introduction.— The study of the interface between general relativity and quantum theory has long been a fruitful area of research which, more recently, has included the use of quantum information techniques. In this letter, we explore the idea that gravity or non-inertial motion can be used, in principle, to aid quantum information processing and computing.

The concept of using non-inertial motion to perform quantum computing has been suggested by Ivette Fuentes. Fuentes and collaborators showed that by accelerating optical cavities in relativistic regimes they can perform two-mode squeezing transformations on the field modes inside the cavity (Friis et al. [1]). Our aim here is different in that we focus on accelerating detectors instead of field mode transformations, i.e., we consider for example the acceleration of atoms (as an instance of detectors that encode qubits in their internal states) instead of moving cavities.

It is known that acceleration induces squeezing in the field modes [2] and that this can lead to entanglement amplification effects [3, 4]. However, studies of models of accelerated atomic detectors have always found that acceleration (and gravity) act as a source of noise, thereby degrading entanglement and quantum correlations [5, 6].

In view of the previous literature one might therefore expect that to accelerate detectors that carry qubits, such as atoms, could not be beneficial for the processing of the quantum information in those qubits. Here, we will show that in contrast to this naive expectation, intense gravity or the non-inertial motion of accelerated atoms in a cavity can indeed be used to build arbitrary quantum gates that act on the internal state of the atom.

The reasons why this is possible can be traced back to the ability to control the interaction Hamiltonian as a function of time by controlling the relativistic motion of the atoms and by using the associated effects related to relativistic time dilation and length contraction. Thus, the key finding is that control over the acceleration of atoms can be used to perform quantum information tasks as a direct consequence of general relativistic quantum effects.

To this end, we will first show how acceleration can induce controlled motion in the Bloch sphere of an atom's internal state. As an illustrative example we will consider the interaction of the atom with the vacuum state

of the field in a cavity. Then, we will show that by making atoms accelerate while they interact with a coherent state in a cavity, arbitrary 1-qubit quantum gates can be implemented. We will show how and why similar results cannot be obtained with inertial settings and we will discuss the experimental feasibility of such proposals. We will finally discuss the consequences these findings may have regarding the detection of general relativistic quantum effects.

The setting.— We consider a two level atom as our qubit. This system will be coupled to the quantum field inside a cavity. The interaction of an atom and the radiation inside a cavity can be very well approximated (for atomic transitions with no exchange of angular momentum) by the Unruh-Dewitt Hamiltonian, as shown in [7]. This Hamiltonian models the interaction of a two-level system with a scalar field [8]. The Hamiltonian is $H = H_0^{(d)} + H_0^{(f)} + H_I$, being $H_0^{(d)}$ and $H_0^{(f)}$ respectively the free Hamiltonian of the two-level system and the field and H_I the interaction Hamiltonian

$$H_I = \lambda \xi(\tau) \mu(\tau) \phi(x(\tau)), \quad (1)$$

where λ is the coupling strength, $\xi(\tau)$ is a switching function controlling the interaction time, $\mu(\tau)$ the monopole moment operator and $x(\tau)$ the worldline of the atom.

Ω will be the energy difference between the ground and excited state of the two-level system (which we will refer to as the ‘detector’, the ‘atom’ or the ‘qubit’). The detector is coupled through its monopole moment to the real massless scalar field $\phi(x)$ along its worldline. In the interaction picture, with the usual mode expansion for the field, H_I , can be written as

$$H_I = \lambda \mu(\tau) \sum_{j=1}^{\infty} (a_j^\dagger e^{i\omega_j t(\tau)} + a_j e^{-i\omega_j t(\tau)}) \sin k_j x(\tau), \quad (2)$$

where the monopole moment of the qubit takes the usual form $\mu(\tau) = \sigma^+ e^{i\Omega\tau} + \sigma^- e^{-i\Omega\tau}$. This Hamiltonian is essentially equivalent to the infinitely multimode Jaynes-Cummings model.

Notice that we have chosen to expand the field in terms of the standard basis of Minkowskian plane-waves. Depending on the detector's trajectory, the relationship between the Minkowskian time and position (t, x) and the proper time of the detector τ will vary. In the simplest

scenario of a stationary inertial atom the worldline of the detector is given by $x = x_0$ and $\tau = t$. In the still relatively simple case of a uniformly accelerated detector of fixed acceleration a , t and x are parametrized in terms of the proper time of the detector τ as

$$x(\tau) = a^{-1}(\cosh a\tau - 1), \quad t(\tau) = a^{-1} \sinh a\tau, \quad (3)$$

where we have assumed for simplicity $c = 1$ and that at $\tau = t = 0$ the detector is in the $x = 0$ position of the cavity. Hence, this leaves us with a time-dependent Hamiltonian $H(\tau)$.

The time evolution under this Hamiltonian from a time $\tau = 0$ to a time $\tau = T$ is given by the following expansion

$$U(T, 0) = \mathbb{1} - i \underbrace{\int_0^T d\tau H_I(\tau)}_{U^{(1)}} - \underbrace{\int_0^T d\tau \int_0^\tau d\tau_1 H_I(\tau) H_I(\tau_1)}_{U^{(2)}} + \dots \quad (4)$$

Under the realistic assumption that the coupling strength is small enough, we can neglect higher orders in (4). If we denote by ρ_0 the initial density matrix of the field-detector system we get that after a time T ,

$$\rho_T = [\mathbb{1} + U^{(1)} + U^{(2)} + \mathcal{O}(\lambda^3)] \rho_0 [\mathbb{1} + U^{(1)} + U^{(2)} + \mathcal{O}(\lambda^3)]^\dagger$$

This is, $\rho_T = \rho_0 + \rho_T^{(1)} + \rho_T^{(2)} + \mathcal{O}(\lambda^3)$, where

$$\rho_T^{(1)} = U^{(1)} \rho_0 + \rho_0 U^{(1)\dagger} \quad (5)$$

$$\rho_T^{(2)} = U^{(1)} \rho_0 U^{(1)\dagger} + U^{(2)} \rho_0 + \rho_0 U^{(2)\dagger}. \quad (6)$$

Accelerated detector in Vacuum. Prior to showing how to implement arbitrary Bloch sphere rotations based on relativistic motion we will first analyze one of the advantages of controlling the interaction.

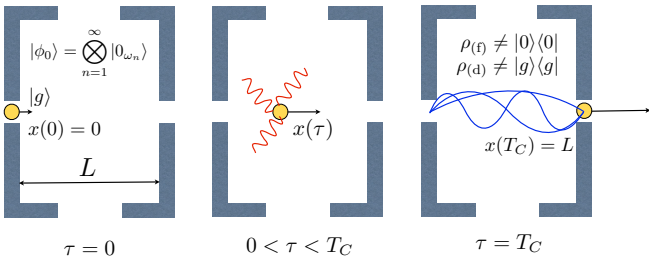


Figure 1. Scheme of an accelerated atom going through a cavity prepared in the vacuum state. Even if it is in the ground state, counter-rotating interaction terms excite the atom and the field much like in the detection of the Unruh effect [9]

It is well known that, if we prepare the vacuum state in a cavity, an inertially moving atom will not be able to reach every point of the Bloch sphere no matter how much time of evolution we allow. As an example of this, an atom in the ground state will never evolve into the excited state if there are no photons to absorb. More

specifically, the reason is that the terms in the Hamiltonian (2) that would allow such transitions (the counter-rotating terms whose nature we will review below) are suppressed for non-negligible times due to their highly oscillatory nature (See for instance [10]).

However, we will discuss below that this is not the case for an accelerated detector. Due to relativistic effects the rotating and counter-rotating terms both become equally important for the relevant timescales.

For instance, it can be shown that an accelerated Unruh-DeWitt detector probing the vacuum state of the field would detect instead a distribution of field quanta [9] due to the contribution of the counter-rotating terms (the celebrated Unruh effect). It is therefore not surprising that, (as illustrated in Fig. 1) even in the vacuum, an atom can non-trivially move around the Bloch sphere by controlling its acceleration. Although using the vacuum state is not optimal to show that arbitrary 1-qubit gates can be implemented, it constitutes a first example to illustrate the differences between the inertial and the accelerated case, and we will briefly analyse it prior to showing how to perform arbitrary rotations in the Bloch sphere.

Directly from (4), the first order contribution to the evolution operator is given by

$$U^{(1)} = \frac{\lambda}{i} \sum_j (\sigma^+ a_j^\dagger I_{+,j} + \sigma^- a_j I_{+,j}^* + \sigma^- a_j^\dagger I_{-,j} + \sigma^+ a_j I_{-,j}^*) \quad (7)$$

where

$$I_{\pm,j} \equiv I_{\pm,j}(T) = \int_0^T d\tau e^{i[\pm\Omega\tau + \omega_j t(\tau)]} \sin[k_j x(\tau)]. \quad (8)$$

In the case of an inertial detector this is nothing but the very well known integration of the rotating and counter-rotating terms with the typical resonance condition $\omega_j = \Omega$. However in the accelerated case, after substituting $x(\tau)$ and $t(\tau)$ with the parametrization (3) we observe that the phases depend very nontrivially on time, so that 1) the resonance condition also varies with time and 2) the counter-rotating terms become comparable to the rotating terms very quickly.

Let us now begin with an arbitrary state for the qubit and the vacuum in all the modes of the cavity, namely $\rho_0 = \rho_{0,(d)} \otimes_j |0_j\rangle\langle 0_j|$. By simple inspection of (7) one can readily check that

$$\rho_{T,(d)}^{(1)} = \text{Tr}_{(f)} \rho_T^{(1)} = 0. \quad (9)$$

Therefore the leading contribution to the qubit evolution comes from the second order (in λ) density matrix perturbation. Since the field is originally in the vacuum state, after some lengthy computations one finds that

$$\begin{aligned} \text{Tr}_{(f)}[U^{(1)} \rho_0 U^{(1)\dagger}] &= \frac{\lambda^2}{4} \sum_{j=1}^{\infty} (A_j^x \sigma_x \rho_{0,(d)} \sigma_x + A_j^y \sigma_y \rho_{0,(d)} \sigma_y \\ &\quad + A_j^{xy} \sigma_x \rho_{0,(d)} \sigma_y + A_j^{yx} \sigma_y \rho_{0,(d)} \sigma_x), \end{aligned}$$

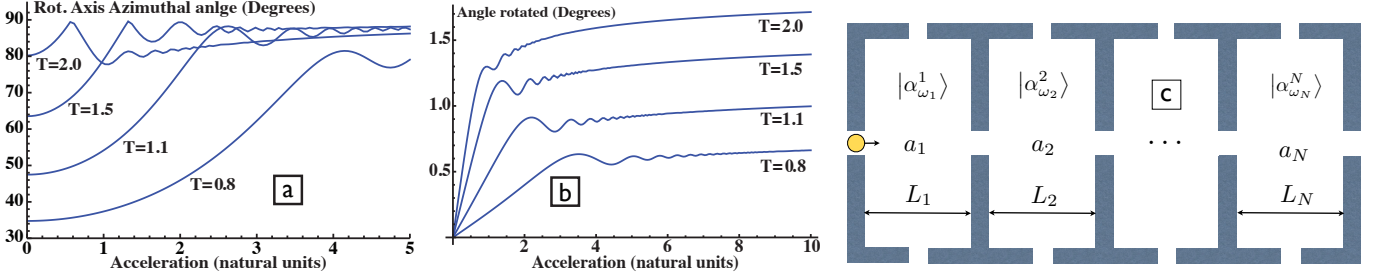


Figure 2. For $\lambda|\alpha| = 0.01$, **a)** Azimuthal angle of the rotation axis for various T . **b)** Magnitude of the rotation δ for these cases. Independent rotations that are more than 50 degrees apart can be achieved by controlling the atom's acceleration. Ω fixes the timescale and the units of T . Acceleration is expressed in natural units (we took $c = 1$), so it has units of inverse time. The full dimensionalized acceleration \tilde{a} is given by $\tilde{a} = ca$. **c)** Scheme of an array of cavities with pre-prepared coherent states $|\alpha^1\rangle_{\omega_1} \otimes_{\omega \neq \omega_1} |0_\omega\rangle$ that allow successive different rotations in the Bloch sphere, accelerations could alternate sign.

$$A_j^{x/y} = |I_{+,j}|^2 + |I_{-,j}|^2 \pm I_{+,j}^* I_{-,j} \pm I_{+,j} I_{-,j}^*,$$

$$A_j^{xy} = i[(I_{+,j} I_{-,j}^* - I_{+,j}^* I_{-,j}) - |I_{+,j}|^2 + |I_{-,j}|^2]$$

and $A_j^{yx} = (A_j^{xy})^*$. The derivation of the contribution coming from the second term in (6) is more involved but can be simplified given that we are interested only in $\text{Tr}_F(U^{(2)}\rho_0)$ with the field initially in the vacuum state. Hence, we can simplify this term to:

$$\text{Tr}_F(U^{(2)}\rho_0) = \lambda^2 \sum_{j=1}^{\infty} (C_{\mathbb{1},j} \rho_{D0} + C_{z,j} \sigma_z \rho_{D0})$$

$$C_{\mathbb{1},j} = 2(M_{j,-,+} + M_{j,+-}), \quad C_{z,j} = 2(M_{j,-,+} - M_{j,+-})$$

$$M_{j,\pm,\pm'} = \int_0^T d\tau I_{\pm',j}(\tau) \frac{d}{d\tau} I_{\pm,j}(\tau)^*. \quad (10)$$

We can now compute the change of the Bloch vector $\mathbf{b} = (b_x, b_y, b_z)$ after time evolution. If we define $B_{\pm,j} = I_{+,j} I_{-,j}^* \pm I_{+,j}^* I_{-,j}$, $D_{\pm,j} = |I_{+,j}|^2 \pm |I_{-,j}|^2$ then

$$\Delta b_x = 2\lambda^2 \sum_j \left[\left(\frac{B_{+,j}}{4} + \text{Re } C_{\mathbb{1},j} \right) b_x + \left(\frac{iB_{-,j}}{4} + \text{Im } C_{z,j} \right) b_y \right]$$

$$\Delta b_y = 2\lambda^2 \sum_j \left[\left(\text{Re } C_{\mathbb{1},j} - \frac{B_{+,j}}{4} \right) b_y + \left(\frac{iB_{-,j}}{4} - \text{Im } C_{z,j} \right) b_x \right]$$

$$\Delta b_z = 2\lambda^2 \sum_j \left[\left(\text{Re } C_{\mathbb{1},j} - \frac{D_{+,j}}{4} \right) b_z + \frac{D_{-,j}}{4} + \text{Re } C_{z,j} \right].$$

One can check by numerically solving the integrals and series involved that, as expected, the internal state of an inertial detector cannot be moved towards the north pole of the Bloch sphere when it is in the northern hemisphere. However in the accelerated case it is possible to move in any direction of the Bloch sphere by just increasing the acceleration, which makes the rotating and counter-rotating terms comparable. Also, the acceleration introduces a dynamical Doppler effect that gets the atom in resonance with several modes during its time inside the cavity, making the atom resonate successively to several different modes of the field (multiple level-crossing [11]).

This setting is, however, not very useful to achieve universal 1-qubit gates since the state of the atom gets mixed at the same order of perturbation theory as the rotation effects appear. We will now discuss how to perform arbitrary 1-qubit quantum operations on the internal state of the atom by preparing a coherent state in the cavity, which is also simpler to prepare than the vacuum.

Universal 1-qubit gates with coherent states.— In this section, we show the main claim of the letter: that one can achieve arbitrary rotations by preparing coherent states in one of the modes of the cavity. Let us consider that now the initial state of the system is

$$\rho_0 = \rho_{0,(d)} \otimes |\alpha_{\omega_i}\rangle \langle \alpha_{\omega_i}| \bigotimes_{j \neq i} |0_{\omega_j}\rangle \langle 0_{\omega_j}|. \quad (11)$$

In this case the leading order is given by the term (5). In fact, if the rest of the modes are not populated, their contributions will be of second order in λ . To compute the leading order time evolution we need to calculate $\text{Tr}_f(U^{(1)}\rho_0)$. This is particularly simple given (7) and the fact that $\text{Tr}_f(a\rho_0) = \alpha\rho_{0,(d)}$ and $\text{Tr}_f(a^\dagger\rho_0) = \alpha^*\rho_{0,(d)}$. Hence, we have

$$\text{Tr}_f(U^{(1)}\rho_0) = \frac{\lambda}{i} [\alpha(\sigma_+ I_-^* + \sigma_- I_+^*) + \alpha^*(\sigma_+ I_+ + \sigma_- I_-)] \rho_{0,(d)}$$

where I_{\pm} is the integral (8) for the mode i where the coherent state is prepared. Therefore, defining $A = \alpha^* I_+ + \alpha I_-^*$ then,

$$\rho_{T,(d)} = \rho_{0,(d)} + \frac{\lambda}{i} [(A + A^*) \sigma_x \rho_{0,(d)} + i(A - A^*) \sigma_y \rho_{0,(d)} - \text{H.c.}] \quad (12)$$

An infinitesimal rotation on the Bloch sphere of angle δ around the axis defined by \mathbf{n} is $R_{\mathbf{n}}(\delta) \approx 1 - i\frac{\delta}{2}(\mathbf{n} \cdot \boldsymbol{\sigma})$. Its action on a density matrix $\rho_{0,(d)}$ would be

$$R_{\mathbf{n}}(\delta) \rho_{0,(d)} R_{\mathbf{n}}(\delta)^\dagger \approx \rho_{0,(d)} - i\frac{\delta}{2}(\mathbf{n} \cdot \boldsymbol{\sigma} \rho_{0,(d)} - \text{h.c.}). \quad (13)$$

By inspection we see that (12) has the form of an infinitesimal rotation around the axis defined by the direction of the (unnormalized) vector

$$\mathbf{n} = (A + A^*, i(A - A^*), 0), \quad (14)$$

and the magnitude of the rotation is

$$\delta = 2\lambda|\mathbf{n}| = 4\lambda|\alpha||e^{-i\text{Arg } \alpha}I_+ + e^{i\text{Arg } \alpha}I_-^*|. \quad (15)$$

Therefore we can perform unitary rotations thus introducing no mixedness at leading order in the coupling strength. For the perturbative calculation to be valid, we require that $\lambda|\alpha| \ll 1$ (See [12]). If this is fulfilled any non-unitarity of the transformation coming from truncating the perturbative series (and therefore the introduced mixedness) would be negligible. Note that the rotation axis is independent of λ and therefore we would be able to vary it regardless of how small the coupling strength.

For an accelerated atom, $A = A(a, T)$ and $\mathbf{n} = \mathbf{n}(a, T)$ are functions of acceleration and interaction time. Controlling the atom's acceleration and the interaction time we can control both the axis with respect the rotation is performed and the magnitude of the rotation.

To be able to freely move in the Bloch sphere by means of several of these small rotations we need to prove that one can perform at least two independent rotations at every single point in the Bloch sphere.

We show in Fig. 2a the azimuthal angle of the rotation axis $\phi_T(a)$ as a function of acceleration for a fixed interaction time, showing that independent rotations can be achieved by varying acceleration. Fig. 2b shows the magnitude of the rotation.

In a similar fashion we can compute $\phi_a(T)$ to evaluate the variation in the rotation axis as a function of T for a fixed acceleration. As portrayed in Fig. 3, the rotation axes can be controlled to be even more than a hundred degrees apart by controlling the interaction time T .

We see that given the rotation axis dependence on a we can make completely independent rotations in the Bloch sphere by controlling the atom's acceleration. Out of the composition of such rotations, an arbitrary trajectory in the Bloch sphere can be tailored by letting the atom describe accelerated trajectories through an array of several cavities as shown in Fig. 2c.

Comparison with the inertial case.- Let us compare the results above with an equivalent setting in which we have an inertial atom and assume that we have control over the total interaction time.

Although there is indeed some variation of the rotation axis when we increase T , we can show that such variation is always much smaller than what we would obtain for an equivalent setting but with a fixed acceleration. More importantly, in the inertial case as time increases, the rotation axis starts a damped precession around a fixed vector in the Bloch sphere, rendering the time controlling technique useless in order to perform rotations around different axes if the atom is not accelerated. This can be seen in Fig. 3.

Leaving the cavity.- The speed of an accelerated atom initially at rest (in the laboratory frame) with full-dimensional acceleration \tilde{a} as a function of proper time is given by $v = c \tanh(\frac{\tilde{a}\tau}{c})$. The distance traveled by the accelerated atom in the laboratory frame D is given by

the integral of the atom's velocity over proper fly time

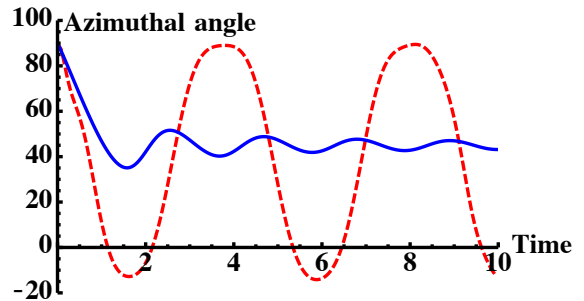


Figure 3. For $\lambda|\alpha| = 0.01$, comparison in the variation in the rotation axis as a function of interaction time for an inertial atom at rest centred in the cavity (Blue solid) and an accelerated atom with fixed acceleration $a = 1$ (red dashed). For the inertial case the rotation axis stagnates when time grows, whereas in the accelerated case we observe a much greater variation that does not get damped with time.

T . The proper fly time for which an atom will leave the cavity as a function of the cavity length L can be derived from that yielding $T_C = c\tilde{a}^{-1} \text{arccosh}[\exp(L\tilde{a}c^{-2})]$.

Basically, T_C can be controlled by varying the length of the cavity. The changes in L (unless they are extreme) for a fixed interaction time and acceleration do not have a relevant effect in the ability to make the rotations. If the interaction time has to be extended, it is possible to effectively do it by preparing an array of identical atoms in different consecutive cavities with the field prepared in an identical state in each one.

Conclusions and Outlook.- We have shown the fundamental result that through the controlled acceleration of qubits, such as an atom, universal 1-qubit operations (i.e., arbitrary rotations in the Bloch sphere) can be performed. We conjecture that controlled accelerations of two suitably interacting detectors can yield universal two-qubit gates and therefore universal quantum computing. Although the high accelerations required are experimentally attainable in principle (see [13, 14]) at the present stage we are not claiming that this will constitute a practical way to perform quantum computing better than other current techniques, but it should be very interesting to determine optimal acceleration protocols, which may, e.g., involve oscillatory paths that employ resonance phenomena.

In addition, our finding here, namely that accelerations can induce arbitrary rotations in the Bloch sphere of an atomic qubit could also be useful in the reverse direction: by experimentally checking for subtle rotations in the Bloch sphere, of a detector in a suitable background, one may be able to better detect quantum effects that are due to the detector's acceleration, such as the Unruh effect, or even quantum effects that are due to curvature, due to the equivalence principle (see also [15, 16]).

Acknowledgements.- The authors gratefully acknowledge support through NSERC's Banting, Discovery and Canada Research Chairs Programs.

-
- [1] N. Friis, M. Huber, I. Fuentes, and D. E. Bruschi, arXiv:1207.1827 (2012).
 - [2] W. G. Unruh, Phys. Rev. D, **14**, 870 (1976).
 - [3] M. Montero and E. Martín-Martínez, J. High Energy Phys., **2011**, 7, 1-10 (2011) , ISSN 1029-8479.
 - [4] N. Friis, D. E. Bruschi, J. Louko, and I. Fuentes, Phys. Rev. D, **85**, 081701 (2012).
 - [5] A. G. S. Landulfo and G. E. A. Matsas, Phys. Rev. A, **80**, 032315 (2009).
 - [6] L. C. Céleri, A. G. S. Landulfo, R. M. Serra, and G. E. A. Matsas, Phys. Rev. A, **81**, 062130 (2010).
 - [7] E. Martín-Martínez, M. Montero, and M. del Rey, arXiv:1207.3248.
 - [8] B. DeWitt, *General Relativity; an Einstein Centenary Survey* (Cambridge University Press, Cambridge, UK, 1980).
 - [9] N. D. Birrell and P. C. W. Davies, *Quantum Field Theory in Curved Space* (Cambridge, 1982).
 - [10] M. O. Scully and M. S. Zubairy, *Quantum Optics* (Cambridge University Press, 1997).
 - [11] M. del Rey, D. Porras, and E. Martín-Martínez, Phys. Rev. A, **85**, 022511 (2012).
 - [12] We also require T not to be arbitrarily large. For the regimes studied here it is safe to consider $T \lesssim 100$.
 - [13] A. P. Kazantsev, Zh. Eksp. Teor. Fiz., **66**, 1599 (1974).
 - [14] E. Martín-Martínez, I. Fuentes, and R. B. Mann, Phys. Rev. Lett., **107**, 131301 (2011).
 - [15] E. Martín-Martínez, L. J. Garay, and J. León, Phys. Rev. D, **82**, 064006 (2010).
 - [16] E. Martín-Martínez, L. J. Garay, and J. Leon, arXiv:1205.1263 (To appear in Class. Quantum Grav.) (2012).