

ROTATIONAL SURFACES IN S^3 WITH CONSTANT MEAN CURVATURE.

OSCAR M. PERDOMO

ABSTRACT. Recently Ben Andrews and Haizhong Li [1] showed that every embedded cmc torus in the three dimensional sphere is axially symmetric. There is a two-parametric family of axially symmetric cmc surfaces; more precisely, for every real number H and every $C \geq 2(H + \sqrt{1 + H^2})$ there is an axially symmetry surface $\Sigma_{H,C}$ with mean curvature H . In [8], Perdomo showed that for every H between $\cot(\frac{\pi}{m})$ and $\frac{m^2-2}{2\sqrt{m^2-1}}$ there exists an embedded axially symmetric example with non constant principal curvatures that is invariant under the cyclic group Z_m . In [1], Andrews and Li, showed that these examples are the only non-isoparametric embedded examples in the family when $H \geq 0$. In this paper we study those examples in the family with $H < 0$. We prove that there are no embedded examples in the family when $H < 0$ and we also prove that for every integer $m > 2$ there is a properly immersed example in this family that contains a great circle and is invariant under the cyclic group Z_m . We will say that these examples contain the axis of symmetry. Finally we show that every non-isoparametric surface $\Sigma_{H,C}$ is either properly immersed invariant under the cyclic group Z_m for some integer $m > 1$ or it is dense in the region bounded by two isoparametric tori if the surface $\Sigma_{H,C}$ does not contain the axis of symmetry or it is dense in the region bounded by a totally umbilical surface if the surface $\Sigma_{H,C}$ contains the axis of symmetry.

1. INTRODUCTION

We say that a surface Σ in the three dimensional unit sphere S^3 is axially symmetric with respect to the geodesic $\gamma(s) = (\cos s, \sin s, 0, 0)$, if the surface has the form

$$(1.1) \quad \phi(s, t) = (\sqrt{1 - |\alpha(t)|^2} \cos(s), \sqrt{1 - |\alpha(t)|^2} \sin(s), \alpha(t))$$

where $\alpha : \mathbf{R} \rightarrow \mathbf{R}^2$ is a regular curve contained in the unit circle. The curve $\alpha(t)$ is called the profile curve of the surface ϕ and we will say that the surface contains the axis of symmetry if the curve α passes through the origin. When the profile curve is a straight line, the surface is a totally umbilical sphere. For sake of simplicity explaining the result in this paper we will omit totally umbilical spheres from the family of axially symmetric surfaces. When α is a circle centered at the origin, the principal curvatures of the immersion ϕ are constant, that is, the surface is isoparametric. This paper studies axially symmetric surfaces in S^3 with constant mean curvature, that is, surfaces with cmc such that up to a rigid motion are of the form (1.1). From the results in either [12] or [8] we conclude that all the axially symmetric surfaces can be described with two parameter as the set $\{\Sigma_{H,C} : H \in \mathbf{R}, C \geq 2(H + \sqrt{1 + H^2})\}$. One of the main concerns of this paper is to decide when these surfaces are embedded. With respect to this question, Furuya in 1971 [4], and independently Otsuki in 1972 [6] showed that the only axially symmetric minimal hypersurfaces in the n dimensional unit sphere are the Clifford tori- the only isoparametric minimal examples with two principal curvatures. In 1986, Ripol [10] showed that there is a non-isoparametric embedded axially symmetric surface with constant mean curvature H , for any H different from 0 and $\pm \frac{1}{\sqrt{3}}$. In 1990, Leite and Brito showed the existence of infinitely many embedded non-isoparametric axially symmetric hypersurfaces in S^{n+1} with constant mean curvature. In 2010, Perdomo [8] showed that

Date: October 31, 2018.

2000 Mathematics Subject Classification. 53C42, 53C10.

for every integer $m \geq 2$ and any H between $\cot(\frac{\pi}{m})$ and $\frac{(m^2-2)\sqrt{n-1}}{n\sqrt{m^2-1}}$, there is an non-isoparametric axially symmetric embedded hypersurface in S^{n+1} whose profile curve is invariant under the cyclic group Z_m . For axially symmetric surfaces, using complex variables, Li and Andrews, showed that the examples found by Perdomo in [8] are the only embedded axially surfaces in the family $\Sigma_{H,C}$ when $H \geq 0$. In this paper we will show that none of the examples with $H < 0$ are embedded. We will also show that for every $m \geq 3$ there is an axially symmetric surface that contains the axis of symmetry whose profile curve is invariant under the cyclic group Z_m . Here are some pictures of these profile curves.

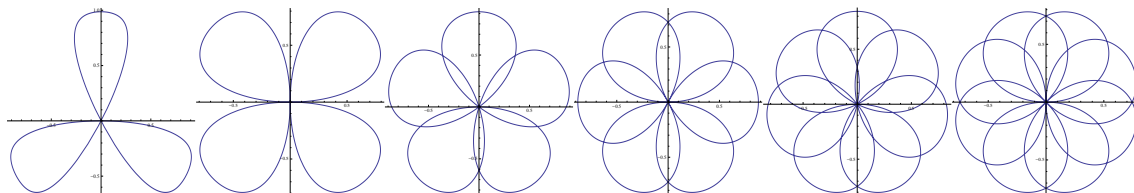


FIGURE 1.1. Profile curve of some cmc axially symmetric surface that contains the axis of symmetry.

2. PRELIMINARIES

It is not difficult to show that for the immersion (1.1), the vector fields $\frac{\partial \phi}{\partial s}$ and $\frac{\partial \phi}{\partial t}$ define principal directions associated with the principal curvatures μ and λ respectively and that for any s , the curve $t \rightarrow \phi(s, t)$ is a geodesic. The curve α can be re-parametrized so that, for any s , the curves $\gamma(t) = \phi(s, t)$ is parametrized by arc-length. It is known that cmc axially symmetry surfaces have not umbilical points. Besides, assuming that $\frac{\partial \phi}{\partial t}$ has length 1, we will assume that $\lambda(t) - \mu(t)$ is positive. In 2006, Wei, [11] showed that if $g(t) = (\frac{\lambda(t) - \mu(t)}{2})^{-\frac{1}{2}}$ then,

$$(2.1) \quad g'(t)^2 + g(t)^2 (1 + (H + g(t)^{-2})^2) = C$$

This differential equation creates a one to one correspondence between axially symmetric surfaces with constant mean curvature H and positive solutions of the differential equation. It is not difficult to see that a positive solution exists if and only if $C \geq 2(H + \sqrt{1 + H^2})$. When $C = 2(H + \sqrt{1 + H^2})$, the solution is constant, more precisely $g = (1 + H^2)^{-\frac{1}{4}}$. In this case the curve α reduces to a circle centered at the origin with radius $\frac{1}{\sqrt{2+2H(H-\sqrt{1+H^2})}}$. These solutions are known as Clifford surfaces.

A direct computation shows that when $C > 2(H + \sqrt{1 + H^2})$

$$(2.2) \quad g(t) = \sqrt{\frac{C - 2H}{2 + 2H^2} + \frac{\sqrt{C^2 - 4CH - 4}}{2 + 2H^2} \sin(2\sqrt{1 + H^2} t)}$$

solves the differential equation (2.1). We have that $g(t)$ is a periodic function with period $T = \frac{\pi}{\sqrt{1+H^2}}$, that reaches the maximum value $\sqrt{\frac{C-2H+\sqrt{C^2-4CH-4}}{2+2H^2}}$ when $t = \frac{T}{4}$ and the minimum value $\sqrt{\frac{C-2H-\sqrt{C^2-4CH-4}}{2+2H^2}}$ when $t = \frac{3T}{4}$. Figure 2.1 shows the graph of the function g .

The following lemma gives us explicit immersions, the proof is a direct computation and also can be found in ([9], Theorem 2.4)

Lemma 2.1. *If $C > 2(H + \sqrt{1 + H^2})$ and $C \neq -\frac{1}{H}$, then the immersion ϕ in (1.1) with*

$$\alpha(t) = \sqrt{\frac{C - g(t)^2}{C}} (\cos(\theta(t)), \sin(\theta(t))) \quad \text{with} \quad \theta(t) = \int_{\frac{T}{4}}^{\frac{T}{4}+t} \frac{\sqrt{C} g(\tau)(H + g(\tau)^{-2})}{C - g(\tau)^2} d\tau$$

has constant mean curvature H . The function g is given by (2.2). We will denote this surface as $\Sigma_{H,C}$.

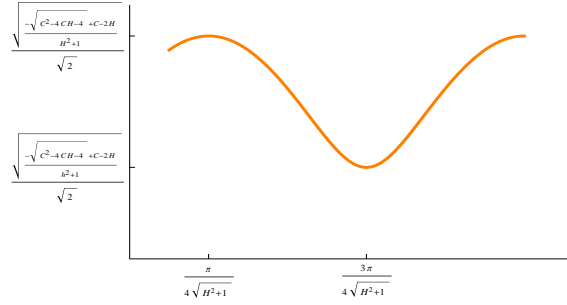


FIGURE 2.1. Graph of a non constant positive solution of (2.1).

Remark 2.2. *The function θ defined in Lemma 2.1 is not periodic but, for any $t \in [0, T]$ and any integer q , it satisfies that $\theta(t + qT) = \theta(t) + q\theta(T)$ where $T = \frac{\pi}{\sqrt{1+H^2}}$ is the period of the function g . Therefore, if*

$$K(H, C) = \theta(T) = \int_{\frac{T}{4}}^{\frac{5T}{4}} \frac{\sqrt{C} g(\tau)(H + g(\tau)^{-2})}{C - g(\tau)^2} d\tau$$

Then, the immersion in Lemma 2.1 is invariant under the subgroup of $O(4)$ given by

$$\left\{ \begin{pmatrix} 1 & 0 & 0 & 0 \\ 0 & 1 & 0 & 0 \\ 0 & 0 & \cos(q K(H, C)) & \sin(q K(H, C)) \\ 0 & 0 & -\sin(q K(H, C)) & \cos(q K(H, C)) \end{pmatrix} : q \in \mathbb{Z} \right\}$$

This group is finite if and only if, $\frac{K(H,C)}{\pi}$ is rational.

When $H \geq 0$ the function $\theta(t)$ is increasing, therefore, if $K(H, C) = \frac{2\pi}{m}$ for some integer $m \geq 1$ and some constant H and C , then it is easy to see that the profile curve of $\Sigma_{H,C}$ is a simple curve and therefore $\Sigma_{H,C}$ is embedded. Solutions of the equation $K(H, C) = \frac{2\pi}{m}$ were found in [8] and a proof that these solutions were the only ones when $H \geq 0$ was given in [1] using the following lemma.

Lemma 2.3. (Andrews-Li [1]) *If $a = \frac{1}{C}$, then*

$$T(H, a) = K(H, \frac{1}{a}) = \int_{x_1}^{x_2} \frac{Hu + a}{(1-u)\sqrt{u}\sqrt{1+H^2}\sqrt{(u-x_1)(x_2-u)}} du$$

where,

$$x_1 = \frac{C - 2H - \sqrt{C^2 - 4CH - 4}}{2(1 + H^2)C} \quad \text{and} \quad x_2 = \frac{C - 2H + \sqrt{C^2 - 4CH - 4}}{2(1 + H^2)C}$$

Moreover if $H \geq 0$, then $\frac{\partial T}{\partial a} > 0$.

The variation of the angle function θ over a period of the function g for the profile curve of minimal axially symmetric hypersurfaces in S^{n+1} was extensively studied by Otsuki. For a paper that reviews the story of this problem we refer to [7]. Otsuki was the first one who provided explicit examples of non-isoparametric axially symmetric minimal hypersurfaces in S^{n+1} [5].

The main goal of this paper is to decide if, for any $H < 0$, the surface $\Sigma_{H,C}$ is embedded. We will need to deal with three issues. The first one is that even though the family of surfaces $\Sigma_{H,C}$ varies continuously with the parameters H and C , the immersions given in Lemma 2.1 are not well defined when $C = -\frac{1}{H}$. The second issue is that when H is negative the derivative of the function θ is positive everywhere for some values of H and C and it changes sign for other values of H and C . We need to analyze when each case happens and analyze both cases. The third issue is that the function $K(H,C)$ is not continuous when $C = -\frac{1}{H}$, it has a jump discontinuity. We need to analyze the jump of this discontinuity.

3. THE IMMERSIONS

In this section we provide a formula that parametrizes all the immersions $\Sigma_{H,C}$. As a consequence we obtain the continuity of this family of immersions with respect to the parameters H, C . It turns out that the reason why the formula given in Lemma 2.1 fails when $C = -\frac{1}{H}$ is because it essentially uses polar coordinates for the profile curve and we can check that when $C = -\frac{1}{H}$ the profile curve passes through the origin. A similar formula for all cmc hypersurfaces in S^{n+1} with axially symmetry was provided by Wu in [12].

Lemma 3.1. *If $C > 2(H + \sqrt{1 + H^2})$, then the immersion ϕ in (1.1) with profile curve*

$$\beta = \frac{1}{\sqrt{Cg'^2 + Cg^2}} \left(-\sqrt{C}g' \cos(\theta) - (Hg^2 + 1) \sin(\theta), \sqrt{C}g' \sin(\theta) - (Hg^2 + 1) \cos(\theta) \right)$$

with

$$\theta(t) = \int_{\frac{\pi}{4}}^{\frac{\pi}{4}+t} \frac{\sqrt{C} g(\tau)(H - g(\tau)^{-2})}{g'(\tau)^2 + g(\tau)^2} d\tau$$

has constant mean curvature H .

Proof. The proof is a direct computation. Also we can show that for any $C \neq -\frac{1}{H}$ with $H < 0$, the curve α defined in Lemma 2.1 agrees with the curve β defined in this lemma. We can see this by directly checking that

$$(3.1) \quad |\alpha(t)|^2 = |\beta(t)|^2 = \frac{C + 2H + 2CH^2 - \sqrt{-4 + C^2 - 4CH} \sin(2\sqrt{1 + H^2} t)}{2C + 2CH^2}$$

and also checking that if $a(t)$ denotes the angle from the positive direction of the x -axis to the position vector $\beta(t)$, then $a'(t) = \frac{\sqrt{C} g(t)(H+g(t)^{-2})}{C-g(t)^2}$, which agrees with the derivative of the angle from the positive direction of the x -axis to the position vector $\alpha(t)$. □

Definition 1. *For any $C > 2(H + \sqrt{1 + H^2})$, we will refer to the surface in S^3 given by the immersion in Lemma 3.1 as $\Sigma_{H,C}$.*

4. THE FUNCTION $K(H, C)$

In this section, using the technique introduced in [1] we will study the function $K(H, C)$ as a function of C for any real number H . We have the following proposition.

Proposition 4.1. *For any real number H and any $C > 2(H + \sqrt{1 + H^2})$ different from $-\frac{1}{H}$, let us define $K(C, H)$ as in Lemma (2.3), that is,*

$$K(H, C) = \int_{x_1}^{x_2} \frac{Hu + C^{-1}}{(1-u)\sqrt{u}\sqrt{1+H^2}\sqrt{(u-x_1)(x_2-u)}} du$$

where,

$$x_1 = \frac{C - 2H - \sqrt{C^2 - 4CH - 4}}{2(1 + H^2)C} \quad \text{and} \quad x_2 = \frac{C - 2H + \sqrt{C^2 - 4CH - 4}}{2(1 + H^2)C}$$

The following statements are true:

- The function $C \rightarrow K(H, C)$ is decreasing, differentiable and continuous at any value $C \neq -\frac{1}{H}$
-

$$\lim_{C \rightarrow 2(H + \sqrt{1 + H^2})^+} K(H, C) = \pi \sqrt{2 - \frac{4H}{\sqrt{4 + 4H^2}}}$$

- if $H > 0$ then,

$$\lim_{C \rightarrow \infty} K(H, C) = 2 \operatorname{arccot}(H) \quad \text{with} \quad 0 < \operatorname{arccot}(H) < \frac{\pi}{2}$$

- if $H < 0$ then,

$$\lim_{C \rightarrow \infty} K(H, C) = 2 \operatorname{arccot}(H) \quad \text{with} \quad -\frac{\pi}{2} < \operatorname{arccot}(H) < 0$$

- if $H < 0$ then,

$$\lim_{C \rightarrow -\frac{1}{H}^-} K(H, C) = \int_0^1 \frac{-H}{\sqrt{v(1-v)(H^2+v)}} dv + \pi$$

and

$$\lim_{C \rightarrow -\frac{1}{H}^+} K(H, C) = \int_0^1 \frac{-H}{\sqrt{v(1-v)(H^2+v)}} dv - \pi$$

- The function $b(H) = \int_0^1 \frac{-H}{\sqrt{v(1-v)(H^2+v)}} dv$ defined in the interval $(-\infty, 0)$ is strictly decreasing. Moreover

$$\lim_{H \rightarrow -\infty} b(H) = \pi \quad \text{and} \quad \lim_{H \rightarrow 0} b(H) = 0$$

Proof. The proof of the first part of this proposition follows the proof of Lemma 2.3 presented in [1] and we will present the proof here in order to make clear the behavior of the function $K(H, C)$ when (H, C) is near the hyperbola $C = -\frac{1}{H}$. Let $U = \mathbb{C} - \{x + iy \in \mathbb{C} : x \geq 0 \text{ and } y = 0\}$. In the set U , let us define the complex function sr as

$$\text{sr}(z) = \sqrt{|z|} e^{\frac{\theta}{2}} \quad \text{where} \quad z = |z|e^{i\theta} \quad \text{with} \quad 0 < \theta < 2\pi$$

Clearly the function sr is an analytic function that satisfies $\text{sr}^2(z) = z$. A direct computation shows that $0 < x_1 < x_2 \leq 1$ and, $x_2 = 1$ if and only if $H < 0$ and $C = -\frac{1}{H}$. Let $l_1 = \{x + iy : y = 0, x_1 < x < x_2\}$ and $l_2 = \{x + iy : y = 0, x < 0\}$. Since the mobius transformation $T(z) = \frac{z-x_1}{x_2-z}$ sends the segment $l_1 = \{x + iy : y = 0, x_1 < x < x_2\}$ to the set of positive real numbers, the function $\text{sr}(T(z))$ is well defined for all $z \notin l_1$. We also have that the function $\text{sr}(-z)$ is well defined for all $z \notin l_2$. Let Ω be the complement of the set $l_1 \cup l_2 \cup \{0, x_1, x_2\}$ and let $f : \Omega \rightarrow \mathbb{C}$ be the holomorphic function

$$f(z) = -i \sqrt{1 + H^2} \text{sr}(-z) (x_2 - z) \text{sr}\left(\frac{z - x_1}{x_2 - z}\right)$$

Let γ_1 , γ_2 and γ_3 be the curves given in Figure 4.1. Using the fact that for every $x_1 < x < x_2$ and and $\epsilon \neq 0$ we have that

$$\lim_{\epsilon \rightarrow 0^+} \text{sr}\left(\frac{(x + i\epsilon) - x_1}{x_2 - (x + i\epsilon)}\right) = \sqrt{\frac{x - x_1}{x_2 - x}} \quad \text{and} \quad \lim_{\epsilon \rightarrow 0^-} \text{sr}\left(\frac{(x + i\epsilon) - x_1}{x_2 - (x + i\epsilon)}\right) = -\sqrt{\frac{x - x_1}{x_2 - x}}$$

and

$$\lim_{\epsilon \rightarrow 0} \text{sr}(-(x + i\epsilon)) = i\sqrt{x}$$

we can prove, as pointed out in [1] that,

$$K(H, C) = \int_{x_1}^{x_2} \frac{Hu + C^{-1}}{(1-u)\sqrt{u}\sqrt{1+H^2}\sqrt{(u-x_1)(x_2-u)}} du = -\frac{1}{2} \int_{\gamma_1} \frac{Hz + C^{-1}}{(1-z)f(z)} dz$$

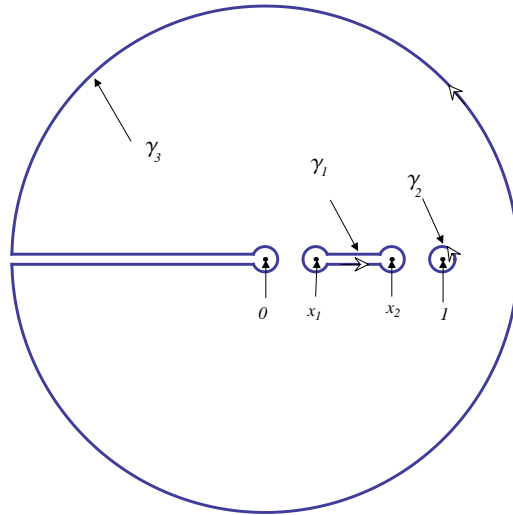


FIGURE 4.1. The closed curves γ_1 , γ_2 and γ_3

Since the function $\frac{Hz+C^{-1}}{(1-z)f(z)}$ is holomorphic, we have that

$$\int_{\gamma_3} \frac{Hz+C^{-1}}{(1-z)f(z)} dz + \int_{-\gamma_1} \frac{Hz+C^{-1}}{(1-z)f(z)} dz + \int_{-\gamma_2} \frac{Hz+C^{-1}}{(1-z)f(z)} dz = 0$$

Therefore,

$$(4.1) \quad K(H, C) = \begin{cases} -\pi - \frac{1}{2} \int_{\gamma_3} \frac{Hz+C^{-1}}{(1-z)f(z)} dz & \text{if } C > -\frac{1}{H} \\ \pi - \frac{1}{2} \int_{\gamma_3} \frac{Hz+C^{-1}}{(1-z)f(z)} dz & \text{if } C < -\frac{1}{H} \end{cases}$$

A direct computation shows that

$$\frac{\partial \left(\frac{Hz+C^{-1}}{(1-z)f(z)} \right)}{\partial C} = -\frac{z^2}{C^2 f(z)^3}$$

Therefore, we obtain that

$$\frac{\partial K(H, C)}{\partial C} = \frac{1}{2C^2} \int_{\gamma_3} \frac{z^2}{f(z)^3}$$

Taking the limit when the bigger radius in the curve γ_3 goes to infinity and the small radius in the curve γ_3 goes to 0 we obtain that

$$\frac{\partial K(H, C)}{\partial C} = -\frac{1}{C^2} \int_{-\infty}^0 \frac{x^2}{\sqrt{(1+H^2)(-x)(x_1-x)(x_2-x)}} dx < 0$$

A direct computation shows that if $H < 0$, then

$$\lim_{C \rightarrow -\frac{1}{H}} x_2 = 1 \quad \text{and} \quad \lim_{C \rightarrow -\frac{1}{H}} x_1 = \frac{H^2}{1+H^2}$$

We also have that, on the curve γ_3 ,

$$\frac{Hz+C^{-1}}{(1-z)f(z)} \rightarrow G(z) = \frac{H}{i(1-z)\text{sr}(-z)\text{sr}\left(\frac{(1+H^2)z-H^2}{1-z}\right)} \quad \text{as } C \rightarrow -\frac{1}{H}$$

The function G is holomorphic in the complement of the set

$$\{x + iy : y = 0 \text{ and, either } x \leq 0 \text{ or } \frac{H^2}{1+H^2} \leq x \leq 1\}$$

If we define γ_4 like in Figure 4.2, we have that $\int_{\gamma_3} g(z)dz + \int_{\gamma_4} g(z)dz = 0$, and taking the limit when the radius of the small circle in the curve γ_4 goes to zero we obtain that

$$-\frac{1}{2} \int_{\gamma_3} G(z) dz = \frac{1}{2} \int_{\gamma_4} G(z) dz = \int_{\frac{H^2}{1+H^2}}^1 \frac{-H}{\sqrt{u(1-u)((1+H^2)u-H^2)}} du = \int_0^1 \frac{-H}{\sqrt{v(1-v)(H^2+v)}} dv$$

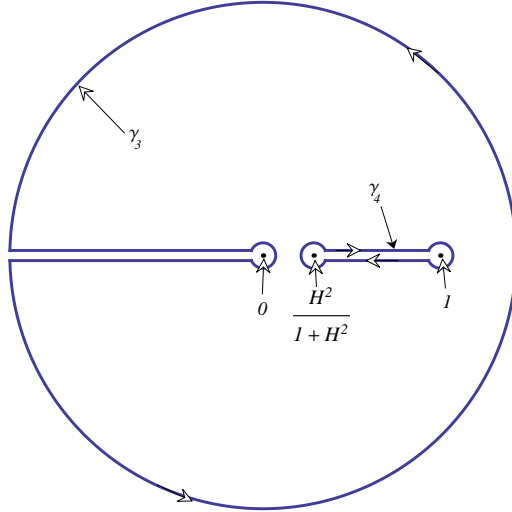


FIGURE 4.2. The closed curves γ_3 and γ_4

The last equation follows by doing the substitution $v = (1 + H^2)u - H^2$. Using the expression for $K(H, C)$ given in 4.1 we obtain the expressions in the Proposition for the limit of $K(H, C)$ when C goes to $-\frac{1}{H}^+$ and $-\frac{1}{H}^-$. Using the fact that $b(H) = -2iH\text{EllipticK}(-H^2) + 2H\text{EllipticK}(1+H^2)$, we obtain that $\lim_{H \rightarrow 0^-} b(H) = 0$ and $\lim_{H \rightarrow -\infty} b(H) = \pi$.

The limits for $K(H, C)$ when C goes to $2(H + \sqrt{1 + H^2})$ and when C goes to ∞ were computed in [8].

□

Figure 4.3 shows the limit values of the function $K(H, C)$ as well as all possible values of this function for every H . It also shows the discontinuity of this function when C approaches $-\frac{1}{H}$.

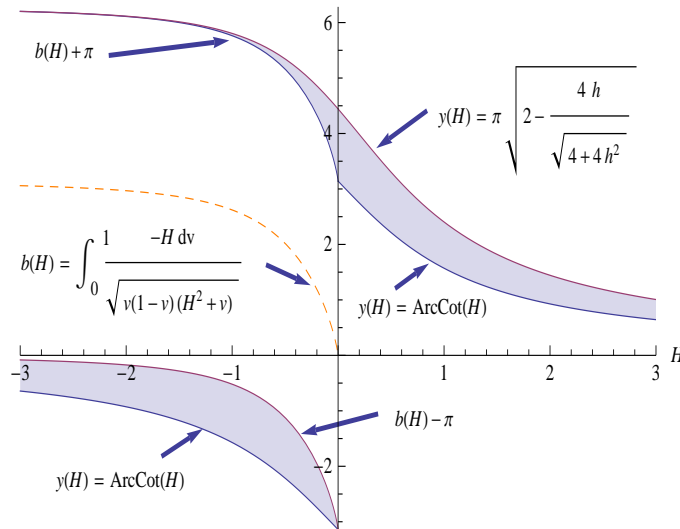


FIGURE 4.3. The shaded region shows the possible values of $K(H, C)$ for every H

5. FUNDAMENTAL PIECE

The profile curve of cmc rotational surface in S^3 can be built as the union of rotations of a single piece that we will call the fundamental piece.

Definition 2. *The fundamental piece of the surface $\Sigma_{H,C}$ is defined as the profile curve $\beta(t)$ given in Lemma 3.1 restricted to the interval $[-\frac{\pi}{4\sqrt{1+H^2}}, \frac{3\pi}{4\sqrt{1+H^2}}]$*

Here are some easy-to-check properties of the fundamental piece of the surfaces $\Sigma_{H,C}$.

Proposition 5.1. *Let $\gamma : [-\frac{\pi}{4\sqrt{1+H^2}}, \frac{3\pi}{4\sqrt{1+H^2}}] \rightarrow \mathbf{R}^2$ be the fundamental piece of the surface $\Sigma_{H,C}$. The following properties hold true:*

- *The distance from points in the fundamental piece to the origin satisfies the following inequality:*

$$|\gamma(\frac{\pi}{4\sqrt{1+H^2}})| \leq |\gamma(t)| \leq |\gamma(\frac{3\pi}{4\sqrt{1+H^2}})| = |\gamma(-\frac{\pi}{4\sqrt{1+H^2}})|$$

- *If $C \neq -\frac{1}{H}$, then, the angle between $\gamma(-\frac{\pi}{4\sqrt{1+H^2}})$ and $\gamma(\frac{3\pi}{4\sqrt{1+H^2}})$ is given by $K(H,C)$. If $C = -\frac{1}{H}$, then, the angle between $\gamma(-\frac{\pi}{4\sqrt{1+H^2}})$ and $\gamma(\frac{3\pi}{4\sqrt{1+H^2}})$ is given by $b(H,C) = \int_0^1 \frac{-H}{\sqrt{v(v-1)(H^2+v)}} dv$*
- *The profile curve of $\Sigma_{H,C}$ is the union of rotations of the fundamental piece.*

Proof. The first item follows from the inequality (3.1). The second item follows from Remark 2.2 and the continuity in term of H and C of the immersions given in Lemma 3.1. The last item again follows from Remark 2.2 \square

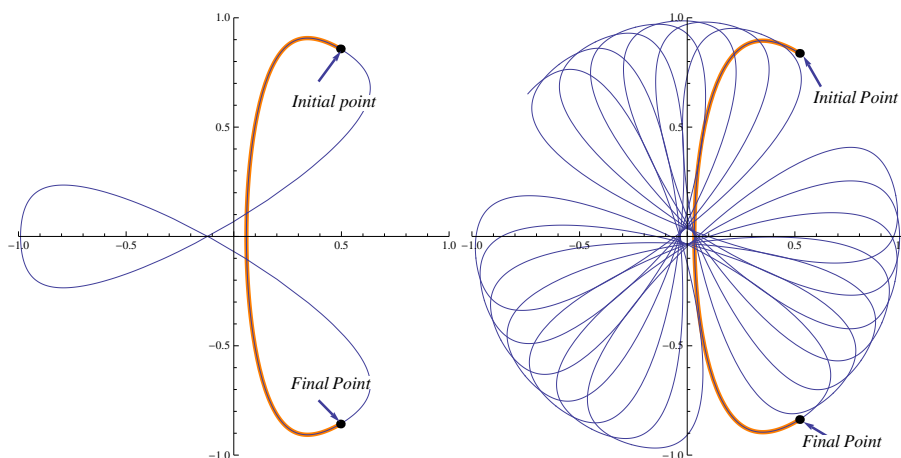


FIGURE 5.1. The first picture shows the profile curve and its fundamental piece when $H = -0.2$ and $C = 7.10621080709656$. The second picture shows part of the profile curve when $H = -0.2$ and $C = 6$

The next theorem shows a properly immersed vs dense duality property for the immersions $\Sigma_{H,C}$.

Theorem 5.2. *If $C = -\frac{1}{H}$ with $H < 0$, then the immersion $\Sigma_{H,C}$ is either properly immersed or it is dense in the region*

$$\{(x, y, z, w) \in S^3 : z^2 + w^2 \leq \frac{1}{1+H^2}\}$$

Moreover, if $C \neq -\frac{1}{H}$, then the immersion $\Sigma_{H,C}$ is either properly immerse or it is dense in the region

$$R_{H,C} = \{(x, y, z, w) \in S^3 : m_{H,C} \leq z^2 + w^2 \leq M_{H,C}\}$$

where,

$$m_{H,C} = \frac{C + 2H + 2CH^2 - \sqrt{-4 + C^2 - 4CH}}{2C + 2CH^2}, \quad M_{H,C} = \frac{C + 2H + 2CH^2 + \sqrt{-4 + C^2 - 4CH}}{2C + 2CH^2}$$

Proof. When $C \neq -\frac{1}{H}$ we have that if $\frac{K(H,C)}{2\pi} = \frac{m}{k}$ with k and m relatively prime integers and $k > 0$, then, it is easy to see that the profile curve is the union of k copies of rotations of the fundamental piece. Therefore the immersion is proper. If $\frac{K(H,C)}{2\pi}$ is an irrational number, for any $r \in [\sqrt{m_{H,C}}, \sqrt{M_{H,C}}]$, using the first item of Proposition 5.1 and the intermediate value theorem, we have that as t goes from 0 to ∞ , the profile curve $\beta(t)$ of the surface $\Sigma_{H,C}$, hits the circle C_r centered at the origin with radius r at points that differ by a fixed angle $K(H, C)$. The union of all these points in the circle C_r is dense in the C_r . The problem of proving this last statement reduces to that of showing that for any irrational number τ , the set $\{n\tau - [n\tau] : n \in \mathbb{Z}\}$ is dense in the interval $[0, 1]$, which is a known fact. We therefore have that the profile curve is dense in the annulus, $\{(z, w) \in \mathbf{R}^2 : m_{H,C} \leq z^2 + w^2 \leq M_{H,C}\}$. Looking at the formula for rotational immersion (Formula 1.1), we conclude that $\Sigma_{H,C}$ is dense in $R_{H,C}$. The proof of the case $C = -\frac{1}{H}$ is similar. \square

6. EMBEDDED EXAMPLES

Let us start this section by considering the rotational immersions obtained when $C = -\frac{1}{H}$ with $H < 0$. As pointed out before, for this case the immersions given in Lemma 2.1 are not well defined and therefore the immersions given in Lemma 3.1 are needed.

Theorem 6.1. *None of the cmc rotational immersions in S^3 that satisfies $C = -\frac{1}{H}$ is embedded. Moreover, the profile curves of all these examples contain the origin and therefore these immersions contain a circle of radius 1. Also, for any $m > 2$, there exists an $H < 0$ such that the profile curve of the rotational immersion $\Sigma_{H,C}$, given $C = -\frac{1}{H}$, is invariant under the cyclic group Z_m . Figure 1.1 in the introduction shows some of these immersions.*

Proof. Let us start pointing out that, since $2(H + \sqrt{1 + H^2}) = \frac{2}{\sqrt{1+H^2}-H}$, then, we have that for every $H < 0$, $2(H + \sqrt{1 + H^2}) < -\frac{1}{H}$. Therefore, for any $H < 0$ there is a rotational surface in S^3 such that $C = -\frac{1}{H}$. If $C = -\frac{1}{H}$, then, the values of the function g moves from $g(\frac{3\pi}{4\sqrt{1+H^2}}) = \sqrt{\frac{1-H}{1+H^2}}$ to $g(\frac{\pi}{4\sqrt{1+H^2}}) = \sqrt{-\frac{1}{H}}$. By the continuity with respect to the variables H and C of the immersion given in 3.1 and Proposition 4.1, we have that the angle between the initial and final point is given by $b(H) = \int_0^1 \frac{-H}{\sqrt{v(v-1)(H^2+v)}} dv$. We also know from Proposition 4.1 that $b(H)$ takes every value in the open interval $(0, \pi)$. Therefore for any $m > 2$ we can find a $H_m < 0$ such that $b(H_m) = \frac{2\pi}{m}$. Since for this value of H_m the profile curve is the union m fundamental pieces, then, the immersion $\Sigma_{H_m,C}$ with $C = -\frac{1}{H_m}$ is properly immersed. These examples are invariant under the cyclic group Z_m . Since $0 < b(H) < \pi$, then for all $H < 0$ and $C = -\frac{1}{H}$ we have that the profile curve of $\Sigma_{H,C}$ does not close up when t moves from 0 to $2\frac{\pi}{\sqrt{1+H^2}}$. A direct computation shows that anytime $H < 0$ and $C = -\frac{1}{H}$ then the profile curve $\beta(t)$ satisfies that $\beta(\frac{\pi}{4\sqrt{1+H^2}}) = \beta(\frac{5\pi}{4\sqrt{1+H^2}}) = (0, 0)$.

Therefore, none of the immersion with $C = -\frac{1}{H}$ is embedded and all of them have the great circle $(\cos(s), \sin(s), 0, 0)$. This finishes the proof of the theorem. \square

For the other immersions $\Sigma_{H,C}$ with $H < 0$ we have,

Theorem 6.2. *None of the immersion $\Sigma_{H,C}$, with $H < 0$ and $C \neq -\frac{1}{H}$ is embedded*

For these immersions we can use the formula given in Lemma 2.1 because $C \neq -\frac{1}{H}$. We will use the curve α and θ defined in Lemma 2.1. Recall that the function g has period $T = \frac{\pi}{\sqrt{1+H^2}}$ and reaches the maximum value $\sqrt{\frac{C-2H+\sqrt{C^2-4CH-4}}{2+2H^2}}$ when $t = \frac{T}{4}$ and the minimum value $\sqrt{\frac{C-2H-\sqrt{C^2-4CH-4}}{2+2H^2}}$ when $t = \frac{3T}{4}$. A direct computation shows that if $2(H + \sqrt{1+H^2}) < C < -\frac{1}{H}$, then $H + g(\tau)^{-2}$ is always positive because

$$H + g(\tau)^{-2} \geq H + \left(\sqrt{\frac{C - 2H + \sqrt{C^2 - 4CH - 4}}{2 + 2H^2}} \right)^{-2} = \frac{1}{2} \left(C - \sqrt{-4 + C^2 - 4CH} \right)$$

and we can easily check that $C - \sqrt{-4 + C^2 - 4CH} > 0$ if $2(H + \sqrt{1+H^2}) < C < -\frac{1}{H}$. Since $\theta'(t) = \frac{\sqrt{C}g(\tau)(H+g(\tau)^{-2})}{C-g(\tau)^2}$, we conclude that the function θ is always increasing when $C < -\frac{1}{H}$. By Proposition 4.1 we have that the angle swept by the fundamental piece, $K(H, C)$, is between $\sqrt{2}\pi$ and 2π when $C < -\frac{1}{H}$.

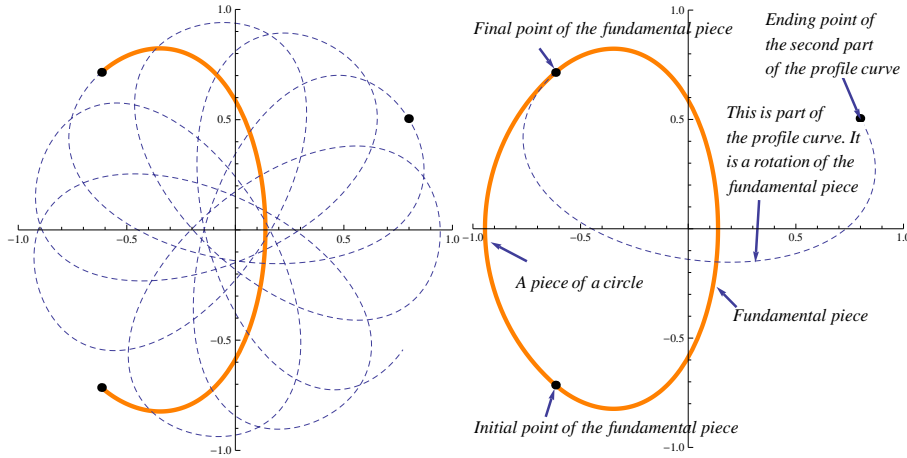


FIGURE 6.1. The first picture shows part of the profile curve when $H < 0$ and $C < -\frac{1}{H}$. The second picture shows the simple closed curve used in the proof of Theorem 6.2

We will prove that the immersion $\Sigma_{H,C}$ is not embedded when $C < -\frac{1}{H}$ by showing that the profile curve self intersects. Since the function θ is increasing we have that the fundamental piece do not self intercept. On the other hand, since $\sqrt{2}\pi < K(H, C) < 2\pi$, then we have that we can form a simple closed curve making the union of the fundamental piece and a circular arc with a central angle less than π , $2\pi - K(H, C)$ to be precise. See Figure 6.1. Again, using the fact that $\sqrt{2}\pi < K(H, C) < 2\pi$, we get that the portion of the profile curve defined for values of t between $\frac{3\pi}{4\sqrt{1+H^2}}$ and $\frac{7\pi}{4\sqrt{1+H^2}}$ will contains points inside and outside the simple closed curve. Notice that for all $t \in (\frac{3\pi}{4\sqrt{1+H^2}}, \frac{7\pi}{4\sqrt{1+H^2}})$, we have that $|\alpha(t)| < |\alpha(\frac{3\pi}{4\sqrt{1+H^2}})|$ and $\alpha(\frac{7\pi}{4\sqrt{1+H^2}})$ is outside the closed

curve because the angle swept by the portion of profile curve consisting of two fundamental pieces is greater than 2π and smaller than $4\pi - (2\pi - K(H, C))$. By the Jordan closed curve theorem we conclude that the profile curve must self intercept. For the rest of this proof we will assume that $C > -\frac{1}{H}$. Since $\theta'(-\frac{\pi}{4\sqrt{1+H^2}})$ and $\theta'(\frac{3\pi}{4\sqrt{1+H^2}})$ are both positive and $0 < K(H, C) < \pi$, we can obtain a closed C^1 curve by attaching a circular arc with central angle smaller than π -negative $K(H, C)$ to be precise- to the a fundamental piece of the profile curve (see Figure 6.2). We will call this closed curve, the curve η .

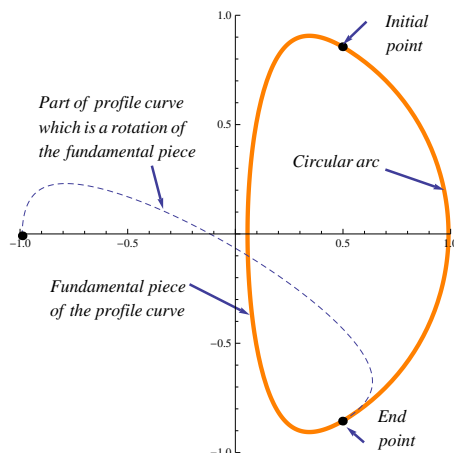


FIGURE 6.2. This picture shows a fundamental piece of the profile curve of a cmc rotational surface when $H < 0$ and $C > -\frac{1}{H}$. It also shows the closed curve used in the proof of Theorem 6.2

Once again, we want to show that the rotationally surface $\Sigma_{H,C}$ is not embedded by showing that the profile curve self intersects. Without loss of generality, we can assume that η is a closed simple curve. Since $-\pi < K(H, C) < 0$ we obtain that $-2\pi < 2K(H, C) < K(H, C)$, therefore, using similar arguments as before we conclude that the portion of the profile curve defined for values of t between $\frac{3\pi}{4\sqrt{1+H^2}}$ and $\frac{7\pi}{4\sqrt{1+H^2}}$ will contain points inside and outside the simple closed curve η . By the Jordan closed curve theorem we conclude that the profile curve must self intercept. This finish the proof of the Theorem.

Remark 6.3. *Roger Vogeler, a colleague of the author, pointed out that another proof of the fact that the surfaces $\Sigma_{H,C}$ when $H < 0$ are not embedded can be shown by proving that the angle swept by the unit tangent vector of the fundamental piece is between π and 2π because it is known that the total variation of the unit tangent vector of a simple closed curve is 2π .*

REFERENCES

- [1] Andrews, L., Li, H. *Embedded constant mean curvature tori in the three-sphere* arXiv:1204.5007v3 [math.DG] 27 Jun 2012.
- [2] Brito, F., Leite, M. *A remark on rotational hypersurfaces of S^n* , Bull. Soc. Math. Belg. Ser. B **42**, (1990), no 3, 303-318.
- [3] Do Carmo, M., Dajczer, M. *Rotational hypersurfaces in spaces of constant curvature*, Trans. Amer. Math. Soc. **277**, (1983), 685-709.
- [4] Furuya, S. *On periods of periodic solutions of a certain nonlinear differential equation*, Japan-United States Seminar on Ordinary Differential and Functional Equations (Kyoto, 1971), pp 320-323. Lecture Notes in Math. Vol **243**, Springer, Berlin (1971).
- [5] Otsuki, T. *Minimal hypersurfaces in a Riemannian manifold of constant curvature*, Amer. J. Math. **92**, (1970), 145-173.

- [6] Otsuki, T. *On integral inequalities related with a certain non-linear differential equation*, Proc. Japan. Acad., **48**, (1972), 9-12.
- [7] Otsuki, T. *On a differential equation related with differential geometry*, Mem. Fac. Sci. Kyushu Univ. Ser. A **47**, No 2, (1993), 245-28.
- [8] Perdomo, O. *Embedded constant mean curvature hypersurfaces of spheres*, Asian J. Math. **14** (March 2010) No. 1, 73-108.
- [9] Perdomo, O. *CMC Hypersurfaces on Riemannian and Semi-Riemannian Manifolds*, Math Phys Anal Geom. **15** (2012) No. 1, 17-37
- [10] Ripoll, J. B. *Superficies invariantes de curvatura media constante*, Tese de Doutorado, IMPA, Rio de Janeiro (1986).
- [11] Wei, G. *Complete Hypersurfaces with Constant Mean Curvature in a Unit Sphere*, To appear in Diff. Geom. Appl.
- [12] Wu, B. *On hypersurfaces with two distinct principal curvatures in an unit sphere*, To appear in Diff. Geom. Appl.

Current address: O. Perdomo, Department of Mathematics, Central Connecticut State University, New Britain, CT 06050 USA, e-mail: perdomoosm@ccsu.edu