

# Non-Hermitian wave packet approximation of Bloch optical equations

Eric Charron<sup>1</sup> and Maxim Sukharev<sup>2</sup>

<sup>1</sup>*Université Paris-Sud, Institut des Sciences Moléculaires d'Orsay,  
ISMO, CNRS, F-91405 Orsay, France*

<sup>2</sup>*Department of Applied Sciences and Mathematics,  
Arizona State University, Mesa, Arizona 85212, USA*

(Dated: January 23, 2023)

We introduce a new non-Hermitian approximation of Bloch equations. This approximation provides a complete description of the excitation, relaxation and decoherence dynamics of single as well as ensembles of coupled quantum emitters (atoms or molecules) in weak laser fields, taking into account collective effects and dephasing. This is demonstrated by computing the numerical wave packet solution of a time-dependent non-Hermitian Maxwell-Schrödinger equation describing the interaction of electromagnetic radiation with a quantum (atomic or molecular) nano-structure and by comparing the calculated transmission, reflection, and absorption spectra with those obtained from the numerical solution of the Maxwell-Liouville-von Neumann equation. We provide the key ingredients for easy-to-use implementation of the proposed scheme using time-dependent decay rates and identify the limits and error scaling of this approximation.

PACS numbers: 42.50.Ct, 78.67.-n, 32.30.-r, 33.20.-t, 36.40.Vz, 03.65.Yz

## I. INTRODUCTION

Optics of nanoscale materials has attracted considerable attention in the past several years [1–4] due to various important applications [5]. Exploring electrodynamics of near-fields associated with subwavelength systems, researchers are now truly dwelling into nanoscale [5–9]. Owing to both new materials processing techniques [10] and continuous progress in laser physics [11] the research in nano-optics is currently transitioning from linear systems, where materials and their relative arrangement control optical properties [12], to the nonlinear regime [13]. The latter expands optical control capabilities far beyond conventional linear optics as in the case of active plasmonic materials [14], for instance, combining highly localized electromagnetic (EM) radiation driven by surface plasmon-polaritons (SPP) with non-linear materials [15].

Yet another promising research direction, namely optics of highly coupled exciton-polariton systems, is emerging [16, 17]. It basically reincarnates a part of research in semiconductors [18, 19], bringing it to nanoscale via deposition of ensembles of quantum emitters (molecules [20–23], quantum dots [24–27]) directly on to plasmonic materials. Even in the linear regime, when the external EM radiation is not significantly exciting the quantum sub-system, SPP near-fields can be strongly coupled to quantum emitters. This manifests itself as a Rabi splitting widely observed in transmission experiments [28]. Moreover, a new phenomenon, namely collective molecular modes driven by SPP near-fields, has been observed [21] and recently explained [29]. It was also shown that nanoscale clusters comprised of optically coupled quantum emitters exhibit collective scattering and absorption [30] similar to Dicke superradiance [31]. It is hence important to be able to account for collective effects in a self-consistent manner. We also note that a

series of works by Neuhauser et al. [32–34] clearly demonstrated that even a single molecule in a close proximity of a plasmonic material can significantly alter scattering spectra.

In many applications (such as optics of molecular layers coupled to plasmonic materials [20–23, 29], for instance) self-consistent modeling relies heavily on the numerical integration of the corresponding Maxwell-Bloch equations assuming that static emitter-emitter interactions can be neglected (which is true for systems at relatively low densities). Such an approximation results in expressing the local polarization in terms of a product of the local density of quantum emitters and the local averaged single emitter's dipole moment [35]. One of the first efficient numerical schemes for simulations of nonlinear optical phenomena of quantum media driven by external classical EM radiation was proposed by Ziolkowski et al. [36]. Using a one-dimensional example of ensembles of two-level atoms it was shown that the corresponding Maxwell-Bloch equations can be successfully integrated using an iterative scheme based on the predictor-corrector method (*strongly coupled method*). Later on this approach has been extended to two- [37] and three-dimensional systems [38]. Although such a scheme accurately captures the system's dynamics, it can become extensively slow for multidimensional systems [30]. Moreover this method is limited to two-level systems only. A more efficient technique based on the decoupling of Bloch equations from the Ampere law was proposed in 2003 by Bidégaray [39]. This latter method, usually referred to as a *weakly coupled method*, noticeably improves the efficiency of the numerical integration of Maxwell-Bloch equations, allowing to consider multilevel quantum media [30].

The approach proposed in the present paper is based on this weakly coupled method [30]. It further improves the numerical efficiency of the Maxwell-Bloch integrator

for ensembles of multilevel quantum emitters. By incorporating a new non-Hermitian wave packet propagation technique into the weakly coupled method, we demonstrate that our approach can be successfully applied to ensembles of multilevel atoms and diatomic molecules.

The paper is organized as follows. We first introduce our model in section II A, using, as an example, an ensemble of two-level atoms. The non-Hermitian wave packet approximation is then described in section II B. Applications of the proposed method to the case of a nano-layer comprised of two-level atoms are discussed in section II C. We then generalize our method to the case of interacting multi-level emitters in section II D. Finally, using this generalized approach, we calculate in section II E the optical properties of a nano-layer of coupled molecules, taking into account both the vibrational and rotational degrees of freedom, and we reveal several interesting features in the absorption spectra. Last section III summarizes our work.

## II. THEORETICAL MODEL AND APPLICATIONS

As pointed out in the previous section, the importance of collective effects manifested in recent experiments and theoretical papers calls for the development of self-consistent models capable of taking into account mutual EM interaction in ensembles of quantum emitters. While direct numerical integration of corresponding Maxwell-Bloch equations can be based on either a strong coupled method [36] or a weakly coupled one [39], for multi-level systems in two- and especially three-dimensions such a brute-force approach becomes numerically very expensive, both in terms of computation (CPU) times and memory requirements. Indeed, the main disadvantage of such approaches is that both the CPU times and memory requirements scale generally at least as  $N_h^2$ , where  $N_h$  is the dimension of the Hilbert space of the system. This unfavorable scaling is directly related to the size of the reduced density matrix used to describe the system and to the associated number of time-dependent equations one has to solve to follow the system's dynamics. By contrast, one has only to solve a reduced set of  $N_h$  time-dependent equations when the system can be described by a single wave function. It would therefore be extremely useful to be able to derive a ‘‘Schrödinger-type’’ approximation which could describe on an equal footing the field-induced coherent dynamics of a multi-level quantum system and the associated relaxation and decoherence processes. This goal has been achieved in the past using different approaches, the three main contributions being the stochastic Schrödinger method used in conjunction with a Monte Carlo integrator [40–45], the Gadzuk jumping wave packet scheme [46, 47] and the variational wave packet method [48, 49]. These methods require the propagation of  $N_f$  different wave functions and are therefore mainly attractive when  $N_f \ll N_h$ .

The approach we propose here is different since it is based on perturbation theory. It also significantly speeds up calculations since it only requires the propagation of a *single* wave function under the action of an easy-to-implement time-dependent effective Hamiltonian in order to reproduce accurately the full dynamics. We demonstrate the efficiency and accuracy of our method using, first, ensembles of two-level atoms, and then, interacting diatomic molecules including both the vibrational and rotational degrees of freedom. We also discuss the conditions under which our method is no longer valid. All results are compared with data obtained via direct integration of Maxwell-Bloch equations using a weakly coupled method [30].

### A. Atomic two-level system

Let us first consider a two-level quantum system interacting with EM radiation. We label the two levels as  $|0\rangle$  and  $|1\rangle$ , with associated energy eigenvalues  $\hbar\omega_0$  and  $\hbar\omega_1$ , respectively. The corresponding density matrix  $\hat{\rho}(t)$  satisfies the dissipative Liouville-von Neumann equation [50]

$$i\hbar \frac{\partial \hat{\rho}}{\partial t} = [\hat{H}, \hat{\rho}] - i\hbar \hat{\Gamma} \hat{\rho} \quad (1)$$

where  $\hat{H} = \hat{H}_0 + \hat{V}_i(t)$  is the total Hamiltonian and  $\hat{\Gamma}$  is a superoperator, taken in the Lindblad form [51], describing relaxation and dephasing processes under Markov approximation. The field free Hamiltonian reads

$$\hat{H}_0 = \hbar\omega_0 |0\rangle\langle 0| + \hbar\omega_1 |1\rangle\langle 1|. \quad (2)$$

The interaction of the two-level system with EM radiation is taken in the form

$$\hat{V}_i(t) = \hbar\Omega(t) (|1\rangle\langle 0| + |0\rangle\langle 1|). \quad (3)$$

$\Omega(t)$  denotes here the instantaneous Rabi frequency associated with the coupling between the quantum system and an external field. In Eq. (1), the non-diagonal elements of the operator  $\hat{\Gamma}$  include a pure dephasing rate  $\gamma^*$ , and the diagonal elements of this operator consist of the radiationless decay rate  $\Gamma$  of the excited state. Equations (1)–(3) lead to the well-known Bloch optical equations [35] describing the quantum dynamics of a coupled two-level system

$$\dot{\rho}_{00} = i\Omega(t) (\rho_{01} - \rho_{10}) + \Gamma\rho_{11} \quad (4a)$$

$$\dot{\rho}_{01} = i\Omega(t) (\rho_{00} - \rho_{11}) + \left[ i\omega_B - \frac{2\gamma^* + \Gamma}{2} \right] \rho_{01} \quad (4b)$$

$$\dot{\rho}_{10} = i\Omega(t) (\rho_{11} - \rho_{00}) - \left[ i\omega_B + \frac{2\gamma^* + \Gamma}{2} \right] \rho_{10} \quad (4c)$$

$$\dot{\rho}_{11} = i\Omega(t) (\rho_{10} - \rho_{01}) - \Gamma\rho_{11} \quad (4d)$$

where  $\omega_B = \omega_1 - \omega_0$  is the Bohr transition frequency and where the dot denotes the time derivative.

We assume in the following that the system is initially in the ground state  $|0\rangle$ , and we will show that, under some assumptions, the subsequent induced excitation and relaxation dynamics can be accurately described by a non-Hermitian wave packet approximation.

### B. Non-Hermitian two-level wave packet approximation

Within the aforementioned simplified model, the system's wave packet  $|\Psi(t)\rangle$  can be expanded as

$$|\Psi(t)\rangle = c_0(t)|0\rangle + c_1(t)|1\rangle. \quad (5)$$

Let us now assume that the ground and excited states energies include an imaginary part that we denote as  $+\hbar\gamma_0/2$  and  $-\hbar\gamma_1/2$ , respectively. Inserting expansion (5) into the time-dependent Schrödinger equation

$$i\hbar \frac{\partial}{\partial t} |\Psi(t)\rangle = \hat{H} |\Psi(t)\rangle \quad (6)$$

and projecting it onto states  $|0\rangle$  and  $|1\rangle$  yields the following set of coupled equations for the coefficients  $c_n(t)$

$$i\dot{c}_0 = \left(\omega_0 + i\frac{\gamma_0}{2}\right)c_0 + \Omega(t)c_1 \quad (7a)$$

$$i\dot{c}_1 = \Omega(t)c_0 + \left(\omega_1 - i\frac{\gamma_1}{2}\right)c_1. \quad (7b)$$

We will now derive the differential equations describing the temporal dynamics of the products  $\rho_{ij}^s = c_i c_j^*$ , where the subscript  $s$  corresponds to this simplified non-Hermitian Schrödinger-type model. Our goal is to obtain the decay rates  $\gamma_0$  and  $\gamma_1$  which will allow for an approximate description of the system's excitation and relaxation dynamics. For the evolution of the populations  $\rho_{00}^s(t)$  and  $\rho_{11}^s(t)$ , one gets

$$\dot{\rho}_{00}^s = i\Omega(t)(\rho_{01}^s - \rho_{10}^s) + \gamma_0 \rho_{00}^s \quad (8a)$$

$$\dot{\rho}_{11}^s = i\Omega(t)(\rho_{10}^s - \rho_{01}^s) - \gamma_1 \rho_{11}^s. \quad (8b)$$

The conservation of the total norm

$$\dot{\rho}_{00}^s(t) + \dot{\rho}_{11}^s(t) = 0 \quad (9)$$

thus results in

$$\gamma_0 \rho_{00}^s(t) = \gamma_1 \rho_{11}^s(t) \quad (10)$$

It therefore appears that, since the populations  $\rho_{00}^s(t)$  and  $\rho_{11}^s(t)$  are generally time dependent, *at least one of the two rates  $\gamma_0$  or  $\gamma_1$* , which are not yet fully defined, *must be taken as a time-dependent function*.

Taking Eq. (10) into account, one finally obtains the following set of Bloch equations for the approximate den-

sity matrix  $\rho^s(t)$

$$\dot{\rho}_{00}^s = i\Omega(t)(\rho_{01}^s - \rho_{10}^s) + \gamma_1 \rho_{11}^s \quad (11a)$$

$$\dot{\rho}_{01}^s = i\Omega(t)(\rho_{00}^s - \rho_{11}^s) + \left[i\omega_B - \frac{\gamma_1 - \gamma_0}{2}\right]\rho_{01}^s \quad (11b)$$

$$\dot{\rho}_{10}^s = i\Omega(t)(\rho_{11}^s - \rho_{00}^s) - \left[i\omega_B + \frac{\gamma_1 - \gamma_0}{2}\right]\rho_{10}^s \quad (11c)$$

$$\dot{\rho}_{11}^s = i\Omega(t)(\rho_{10}^s - \rho_{01}^s) - \gamma_1 \rho_{11}^s \quad (11d)$$

to be compared with the exact equations (4a)-(4d).

Two obvious choices can then be made for the empirical decay parameters  $\gamma_0$  and  $\gamma_1$ :

- The first choice  $\gamma_1 = \Gamma$  allows to reproduce correctly the equations (4a) and (4d) describing the populations at the cost of degrading the description of the coherences  $\rho_{01}(t)$  and  $\rho_{10}(t)$ .
- The second choice,  $\gamma_1 - \gamma_0 = 2\gamma^* + \Gamma$ , allows to reproduce correctly the equations (4b) and (4c) describing the coherences, at the cost of degrading the description of the populations.

The optimal choice for applications in linear optics of nano-materials should be as follows: in weak fields, the variation of the populations, as described by perturbation theory, is a second order term with respect to the coupling amplitude while the variation of the coherences is a first order term. For a correct description of the quantum dynamics in weak fields, it is important to describe first order terms accurately. Therefore we proceed with the second choice

$$\gamma_1 - \gamma_0 = 2\gamma^* + \Gamma. \quad (12)$$

From Eqs. (10) and (12) we obtain a set of two empirical time dependent decay rates  $\gamma_0(t)$  and  $\gamma_1(t)$  that we can insert into the Schrödinger-type approximation

$$\gamma_0(t) = \frac{(2\gamma^* + \Gamma)|c_1(t)|^2}{|c_0(t)|^2 - |c_1(t)|^2} \quad (13a)$$

$$\gamma_1(t) = \frac{(2\gamma^* + \Gamma)|c_0(t)|^2}{|c_0(t)|^2 - |c_1(t)|^2} \quad (13b)$$

We finally obtain the following set of time-dependent coupled equations

$$i\dot{c}_0 = \left(\omega_0 + i\frac{(\gamma^* + \Gamma/2)|c_1|^2}{|c_0|^2 - |c_1|^2}\right)c_0 + \Omega(t)c_1 \quad (14a)$$

$$i\dot{c}_1 = \Omega(t)c_0 + \left(\omega_1 - i\frac{(\gamma^* + \Gamma/2)|c_0|^2}{|c_0|^2 - |c_1|^2}\right)c_1 \quad (14b)$$

This system is solved numerically using a fourth order Runge-Kutta algorithm [52]. Eqs. (14a), (14b) include two non-linear non-Hermitian terms which can (as we will illustrate below) accurately reproduce the dissipative dynamics in weak fields, *i.e.* for  $|c_1|^2 \ll |c_0|^2 \approx 1$ . Indeed, as one can easily show that, in this limit, Eqs. (11a)-(11d) are strictly equivalent to the exact Bloch Eqs. (4a)-(4d).

### C. Application to a uniform nano-layer of atoms

While our approximation is equally applicable to three-dimensional systems, we have chosen, for the sake of simplicity, to test it on a simplified one-dimensional system consisting of a uniform infinite layer of atoms whose thickness  $\Delta z$  lies in the range of a few hundred nanometers. An incident radiation field propagating in the positive  $z$ -direction is represented by a transverse-electric mode with respect to the propagation axis. It is characterized by a single in-plane electric field component  $E_x(z, t)$  and a single in-plane magnetic field component  $H_y(z, t)$ . To account for the symmetry of the atomic polarization response, the atoms in the layer are described as two-level systems with the following states: an  $s$ -type ground state and a  $p_x$ -type excited state. This model is a one-dimensional simplification of a more general approach used in Ref. [30] and we refer the reader to the body of this paper for details.

The time-domain Maxwell's equations for the dynamics of the electromagnetic fields

$$\mu_0 \partial_t H_y = -\partial_z E_x \quad (15a)$$

$$\epsilon_0 \partial_t E_x = -\partial_z H_y - \partial_t P_x \quad (15b)$$

are solved using a generalized finite-difference time-domain technique where both the electric and magnetic fields are propagated in discretized time and space [53]. In these equations,  $\mu_0$  and  $\epsilon_0$  denote the magnetic permeability and dielectric permittivity of free space. The macroscopic polarization of the atomic system

$$P_x(z, t) = n \langle \mu_x \rangle \quad (16)$$

is taken as the expectation value of the atomic transition dipole moment  $\mu_x$ , where  $n$  is the atomic density.

A self-consistent model is based on the numerical integration of Maxwell's equations (15b) and (15b), coupled via Eq. (16) to the quantum dynamics. In the mean-field approximation employed here it is assumed that the density matrix of the ensemble is expressed as a product of density matrices of individual quantum emitters driven by a local EM field. In order to account for dipole-dipole interactions within a single grid cell we follow [54] and introduce Lorentz-Lorenz correction for a local electric field term into quantum dynamics according to

$$E_{x,\text{local}} = E_x + \frac{P_x}{3\epsilon_0}, \quad (17)$$

where  $E_x$  is the solution of Maxwell's equations (15b), (15b) and macroscopic polarization is evaluated according to Eq. (16).

The quantum dynamics is evaluated by computing the atomic dipole moment either using the single-atom density matrix (4a)-(4d) or the single-atom wave packet (14a)-(14b). To compare two approaches in the linear regime (*i.e.* for  $\rho_{11} \ll \rho_{00} \approx 1$ ,  $|c_{11}|^2 \ll |c_{00}|^2 \approx 1$ ), we calculate the transmission  $T(E)$ , reflection  $R(E)$  and

absorption  $A(E)$  spectra of an atomic layer of thickness  $\Delta z = 400$  nm as a function of the incident photon energy  $E$  for an atomic transition energy of  $E_B = \hbar\omega_B = 2$  eV. The results are shown in Fig. 1.

The transmission  $T(E)$  and reflection  $R(E)$  spectra are obtained from the normalized Poynting vector

$$S = \frac{|\tilde{E}_x \tilde{H}_y|}{|\tilde{E}_{x,\text{inc}} \tilde{H}_{y,\text{inc}}|} \quad (18)$$

at a specific location under and above the atomic layer, respectively, where  $\tilde{E}_x$ ,  $\tilde{H}_y$  and  $\tilde{E}_{x,\text{inc}}$ ,  $\tilde{H}_{y,\text{inc}}$  are the Fourier components of the total and incident EM fields. The absorption spectrum is then simply obtained as

$$A(E) = 1 - T(E) - R(E). \quad (19)$$

In Fig. 1 the solution of Maxwell-Liouville-von Neumann equations is shown as a blue solid line while the open red squares are from the solution of our approximate non-Hermitian Schrödinger model. One can notice a perfect agreement of the two methods irrespective of the atomic density. These results clearly demonstrate that, in the linear regime where the atomic excitation probability remains small and varies linearly with the incident field intensity, a simple wave packet propagation is sufficient to mimic the excitation and relaxation dynamics of an ensemble of quantum emitters. Therefore in the weak field regime, the propagation of the full density matrix is unnecessary.

At low density, most of the incident radiation is simply transmitted and a small part of the incident energy is absorbed by the atomic ensemble at energies close to the atomic transition energy of 2 eV. The absorption spectrum shows the conventional Lorentzian profile. At higher densities, the absorption spectrum is strongly modified due to the appearance of collective excitation modes [30], and a large part of the incident energy is either absorbed or reflected from the atomic nano-layer at photon energies close to the transition energy.

The blue lines with squares in Fig. 2 show, as a function of the incident field intensity, the relative error  $|A_S(E_B) - A_L(E_B)| / A_L(E_B)$  obtained in the calculation of the absorption spectrum at the transition energy  $E_B$  using the Schrödinger approximation  $A_S(E_B)$  when compared to the solution of the full Liouville-von Neumann equation  $A_L(E_B)$ . The solid blue line is for the lowest atomic density  $n = 2.5 \times 10^{25} \text{ m}^{-3}$  and the dashed blue line is for the highest density  $n = 2.5 \times 10^{27} \text{ m}^{-3}$ .

One can see that irrespective of the atomic density the relative error of the non-Hermitian wave packet approximation scales linearly with the field intensity. This is not surprising. Indeed, solving coupled Schrödinger equations (14a)-(14b) is strictly equivalent to solving the approximate Bloch equations (11a)-(11d). The latter differ from the exact Bloch equations (4a)-(4d) by a term proportional to the excited state population  $\rho_{11}$ . The maximum excited state population  $\rho_{11}^{\text{max}}$  is also shown



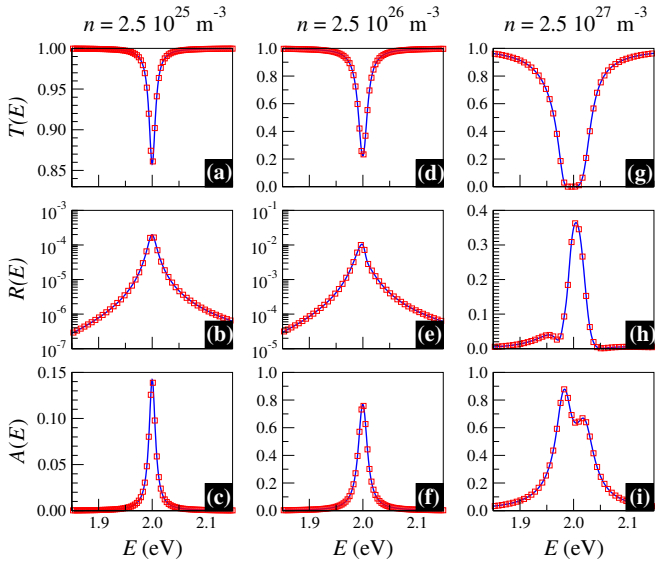


FIG. 1: (Color online) Transmission  $T(E)$  (panels a,d,g), reflection  $R(E)$  (panels b,e,h) and absorption  $A(E)$  (panels c,f,i) spectra of an atomic layer of thickness  $\Delta z = 400$  nm as a function of the incident photon energy  $E$ . The atomic density is  $n = 2.5 \times 10^{25} \text{ m}^{-3}$  in the first column,  $n = 2.5 \times 10^{26} \text{ m}^{-3}$  in the second column, and  $n = 2.5 \times 10^{27} \text{ m}^{-3}$  in the last column. The decay rate and pure dephasing rate are  $\Gamma = 10^{12} \text{ s}^{-1}$  and  $\gamma^* = 10^{15} \text{ s}^{-1}$ , respectively. The atomic transition energy is  $\hbar\omega_B = 2 \text{ eV}$  and the transition dipole moment is  $2 \text{ D}$ . The solution of Maxwell-Liouville-von Neumann equations is shown as a blue solid line while the open red squares are from the solution of our approximate non-Hermitian Schrödinger model.

in Fig. 2 as a function of the field intensity. It can be seen that it also varies linearly in the present weak field regime. We can conclude (from Fig. 2 and numerous calculations we have performed) that as long as the excited state population remains smaller than 1% our wave packet approximation can be used safely.

#### D. Generalization to multi-level systems

In order to generalize our Schrödinger-type approximation of the excitation and dissipation dynamics of an ensemble of quantum emitters to a multi-level system we now consider the case of neutral diatomic molecules. More specifically, we have chosen the particular case of the ground and first excited electronic states of the  $\text{Li}_2$  molecule and we follow the electronic dynamics and the nuclear motion by expanding the total molecular wave function  $\Psi(\mathbf{r}_e, \mathbf{R}, t)$  using the Born-Oppenheimer expansion

$$\Psi(\mathbf{r}_e, \mathbf{R}, t) = \chi_g(\mathbf{R}, t)\Phi_g(\mathbf{r}_e | R) + \chi_e(\mathbf{R}, t)\Phi_e(\mathbf{r}_e | R) \quad (20)$$

where  $\Phi_g(\mathbf{r}_e | R)$  and  $\Phi_e(\mathbf{r}_e | R)$  denote the electronic wave functions associated with the ground  $X(^1\Sigma_g^+)$  and first excited  $A(^1\Sigma_u^+)$  electronic states of  $\text{Li}_2$ , respectively.

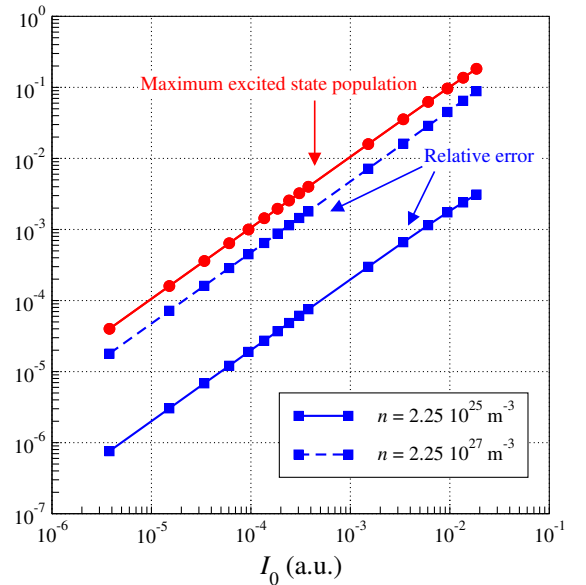


FIG. 2: (Color online) Log-Log plot of the maximum excited state population (red solid line with circles) and the relative error (blue lines with squares) in the calculation of the absorption spectrum  $A(E)$  at the transition energy  $E_B = \hbar\omega_B$  using the Schrödinger approximation when compared to the solution of the full Liouville-von Neumann equation as a function of the incident field intensity in atomic units. The blue solid line is for the lowest atomic density  $n = 2.5 \times 10^{25} \text{ m}^{-3}$  and the blue dashed line is for the highest atomic density  $n = 2.5 \times 10^{27} \text{ m}^{-3}$ . All other parameters are as in Fig. 1.

The electron coordinates are denoted by the vector  $\mathbf{r}_e$ , and the vector  $\mathbf{R} \equiv (R, \hat{r})$  represents the internuclear vector.

We now separate the global electronic coordinate  $\mathbf{r}_e$  of all electrons into the coordinate  $\mathbf{r}_c$  of the core electrons and the coordinate  $\mathbf{r}$  of the active electron [55]. The ground  $X(^1\Sigma_g^+)$  electronic state is considered as a  $2s\sigma$  state, and the electronic wave function  $\Phi_g(\mathbf{r}_e | R)$  is expressed in the molecular frame (Hund's case (b) representation) as the product

$$\Phi_g(\mathbf{r}_e | R) = \phi_g(\mathbf{r}_c | R) R_X(r) Y_{00}(\hat{r}) \quad (21)$$

where  $R_X(r)$  and  $Y_{00}(\hat{r})$  are the radial and angular parts of the electronic wave function associated with the active electron. Similarly, the  $2p\sigma$  excited state of  $A(^1\Sigma_u^+)$  symmetry is expressed in the molecular frame as

$$\Phi_e(\mathbf{r}_e | R) = \phi_e(\mathbf{r}_c, r | R) R_A(r) Y_{10}(\hat{r}). \quad (22)$$

Due to the  $\Sigma$  symmetry of both electronic states, the ro-vibrational time-dependent wave functions  $\chi_g(\mathbf{R}, t)$  and  $\chi_e(\mathbf{R}, t)$  can be expanded on a limited set of normalized Wigner rotation matrices in order to take into

account the rotational degree of freedom, following [56]

$$\chi_g(\mathbf{R}, t) = \sum_{N,M} \chi_{N,M}^g(R, t) D_{M,0}^{N*}(\hat{R}) \quad (23a)$$

$$\chi_e(\mathbf{R}, t) = \sum_{N,M} \chi_{N,M}^e(R, t) D_{M,0}^{N*}(\hat{R}), \quad (23b)$$

where  $N$  denotes the molecular rotational quantum number while  $M$  denotes its projection on the electric field polarization axis  $x$  of the laboratory frame.

Introducing these expansions in the time-dependent Schrödinger equation (6) describing the molecule-field interaction and projecting onto the electronic and rotational basis functions yields, in the dipole approximation, the following set of coupled differential equations for the nuclear wave packets  $\chi_{N,M}^g(R, t)$  and  $\chi_{N,M}^e(R, t)$

$$i\hbar \frac{\partial}{\partial t} \chi_{N,M}^g = \hat{\mathcal{H}}_N^g(R) \chi_{N,M}^g - E_x(t) \mu_{AX}(R) \times \sum_{N',M'} \mathcal{M}_{N,M}^{N',M'} \chi_{N',M'}^e \quad (24a)$$

$$i\hbar \frac{\partial}{\partial t} \chi_{N,M}^e = \hat{\mathcal{H}}_N^e(R) \chi_{N,M}^e - E_x(t) \mu_{AX}(R) \times \sum_{N',M'} \mathcal{M}_{N,M}^{N',M'*} \chi_{N',M'}^g \quad (24b)$$

where  $\mu_{AX}(R) = \langle R_A | r | R_X \rangle_r$  is the electronic transition dipole. The ro-vibrational nuclear Hamiltonians  $\hat{\mathcal{H}}_N^{g/e}(R)$  are defined as

$$\hat{\mathcal{H}}_N^{g/e}(R) = -\frac{\hbar^2}{2\mu} \left[ \frac{\partial^2}{\partial R^2} - \frac{N(N+1)}{R^2} \right] + V_{g/e}(R) \quad (25)$$

where  $\mu$  denotes the molecular reduced mass. The potential energy curves  $V_g(R)$  and  $V_e(R)$  associated with the ground and first excited electronic states of the molecule are taken from Ref. [57] and the matrix elements  $\mathcal{M}_{N,M}^{N',M'}$  which couple the nuclear wave packets evolving on these electronic potential curves can be written using  $3j$ -symbols as

$$\mathcal{M}_{N,M}^{N',M'} = (-1)^M \frac{(2N+1)}{\sqrt{4\pi}} \sum_{N',M'} \begin{pmatrix} N' & 1 & N \\ 0 & 0 & 0 \end{pmatrix} \times \begin{pmatrix} N' & 1 & N \\ M' & 0 & -M \end{pmatrix} \quad (26)$$

We assume that the molecules are prepared at time  $t = 0$  in the ro-vibrational level  $v = 0$  and  $N = 0$  of the ground electronic state. In weak linearly polarized fields and except for a phase factor this ground state component of the molecular wave function remains unaffected and the excited state component is limited to  $N = 1$  and  $M = 0$ . The ground and excited nuclear wave packets are thus finally expanded in terms of ro-vibrational eigenstates as

$$\chi_{0,0}^g(R, t) = c_g(t) \varphi_{0,0}^g(R) \quad (27a)$$

$$\chi_{1,0}^e(R, t) = \sum_v c_v(t) \varphi_{v,1}^e(R) \quad (27b)$$

where  $c_g(t)$  and  $c_v(t)$  are time-dependent complex coefficients.  $\varphi_{v,N}^{g/e}(R)$  denote here the bound ro-vibrational eigenstates of the  $g/e$  electronic potentials [58]. It is not necessary here to take into account the dissociative nuclear eigenstates associated with the excited potential since their coupling with the ground vibrational level of the ground electronic state is negligible.

We thus arrive at a multi-level system which is very similar to the atomic case described in sections II A and II B, except that the initial ground state is now coupled with a large set of excited levels. For convenience and for an easy comparison with the atomic case, we will label the ground state as state number 0 and the excited states as states number  $j \geq 1$ . Our reference calculations will be based on the numerical solutions of the corresponding Liouville-von Neumann equations

$$\dot{\rho}_{00} = \sum_{j \geq 1} [i\Omega_j(t) (\rho_{0j} - \rho_{j0}) + \Gamma \rho_{jj}] \quad (28a)$$

$$\dot{\rho}_{0j} = i\Omega_j(t) (\rho_{00} - \rho_{jj}) + \left[ i(\omega_j - \omega_0) - \frac{2\gamma^* + \Gamma}{2} \right] \rho_{0j} \quad (28b)$$

$$\dot{\rho}_{j0} = i\Omega_j(t) (\rho_{jj} - \rho_{00}) - \left[ i(\omega_j - \omega_0) + \frac{2\gamma^* + \Gamma}{2} \right] \rho_{j0} \quad (28c)$$

$$\dot{\rho}_{jj} = i\Omega_j(t) (\rho_{j0} - \rho_{0j}) - \Gamma \rho_{jj} \quad (28d)$$

where  $\hbar\omega_j$  is the total energy of the excited state  $j$  and where  $\Omega_j(t)$  denotes the instantaneous Rabi frequency associated with the molecule-field interaction as defined in Eqs. (24a) and (24b).  $\gamma^*$  and  $\Gamma$  denote the pure dephasing rate and the relaxation rate associated with the excited states, respectively.

In comparison with this ‘‘exact’’ model, our Schrödinger-type approximation will be based on the numerical solutions of the coupled equations for the time-dependent expansion coefficients

$$i\dot{c}_0 = \left[ \omega_0 + i\frac{\gamma_0(t)}{2} \right] c_0 + \sum_{j \geq 1} \Omega_j(t) c_j \quad (29a)$$

$$i\dot{c}_j = \Omega_j(t) c_0 + \left[ \omega_j - i\frac{\gamma_j(t)}{2} \right] c_j, \quad (29b)$$

where the time-dependent decay rates  $\gamma_0(t)$  and  $\gamma_j(t)$  are now defined as

$$\gamma_0(t) = \frac{(2\gamma^* + \Gamma) \sum_{j \geq 1} |c_j(t)|^2}{|c_0(t)|^2 - \sum_{j \geq 1} |c_j(t)|^2} \quad (30)$$

$$\gamma_j(t) = \frac{(2\gamma^* + \Gamma) |c_0(t)|^2}{|c_0(t)|^2 - \sum_{j \geq 1} |c_j(t)|^2} \quad (31)$$

One can show that with such a definition of  $\gamma_0(t)$  and  $\gamma_j(t)$ , Eqs. (29a) and (29b) are strictly equivalent to Eqs. (28a)-(28d) in the limit of weak couplings. In the next section we demonstrate that our Schrödinger-type

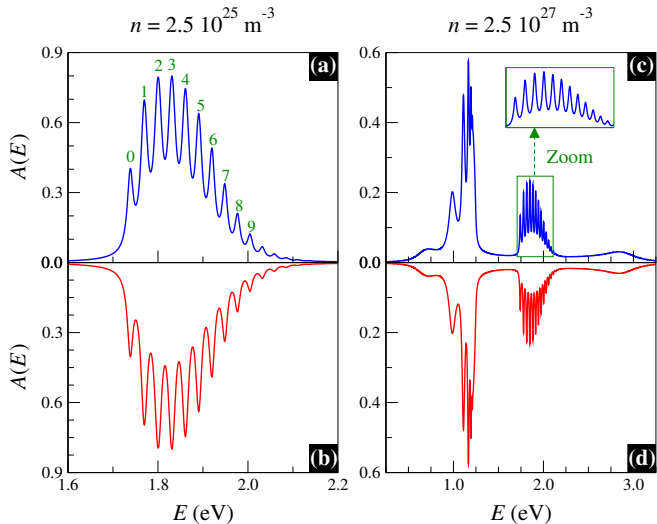


FIG. 3: (Color online) Absorption spectra  $A(E)$  of a  $\text{Li}_2$  molecular layer of thickness  $\Delta z = 400$  nm as a function of the incident photon energy  $E$ . The molecular density is  $n = 2.5 \times 10^{25} \text{ m}^{-3}$  in the left column (panels (a) and (b)) and  $n = 2.5 \times 10^{27} \text{ m}^{-3}$  in the right column (panels (c) and (d)). The solutions of Maxwell-Liouville-von Neumann equations are shown as blue solid lines in the first row (panels (a) and (c)) while the red solid lines (inverted spectra, panels (b) and (d)) are from the solutions of our approximate non-Hermitian Schrödinger model. All other parameters are as in Fig. 1.

model accurately reproduces the excitation and dissipation dynamics of multi-level quantum systems in the limit of weak couplings, *i.e.* for  $\sum_{j \geq 1} |c_j|^2 \ll |c_0|^2 \approx 1$ .

### E. Application to a uniform nano-layer of molecules

We consider a simplified one-dimensional system similar to the one discussed in case of two-level atoms. A uniform infinite layer with a thickness of  $\Delta z = 400$  nm comprised of  $\text{Li}_2$  molecules is exposed to incident linearly polarized radiation. The incident field propagates in the positive  $z$ -direction. We calculate the absorption spectrum  $A(E)$  of this molecular layer just as we did in section II C for atoms.

To ascertain the validity of the proposed Schrödinger-type approximation, absorption spectra are represented in Fig. 3 as a function of the incident photon energy  $E$ , in the linear regime, for two different molecular densities:  $n = 2.5 \times 10^{25} \text{ m}^{-3}$  in the left column (panels (a) and (b)) and  $n = 2.5 \times 10^{27} \text{ m}^{-3}$  in the right column (panels (c) and (d)). The solutions obtained via integrating Maxwell-Liouville-von Neumann equations are shown in the upper panels (a) and (c) as blue solid lines while the ones obtained from our approximate non-Hermitian Schrödinger model are shown in red in the lower panels (b) and (d) (inverted spectra).

As in the case of two-level atoms, one can notice a perfect agreement of the two methods irrespective of the molecular density. This shows that, in the linear regime where the molecular excitation probability remains small and varies linearly with the incident field intensity, a simple wave packet propagation is sufficient to mimic the excitation, dissipation and decoherence dynamics of an ensemble of multi-level quantum emitters. The propagation of the full density matrix is then, again, unnecessary.

It is important to note that at low density, we observe a series of overlapping vibrational resonances which reflects the vibrational structure of the excited molecular potential and which follows the Franck-Condon principle [59, 60]. The green labels seen in panel (a) of Fig. 3 indicate the excited state vibrational level responsible for the observed resonance.

At higher density, the absorption spectrum is strongly distorted and one observes, just like in the atomic case [30], the appearance of collective excitation modes, the difference being that a vibrational structure may still be present in some of these collective molecular excitation modes. A detailed analysis of the physics underlying the appearance of these intriguing molecular collective modes will be presented in another paper. For high densities, we could also observe that the radiation field is not transmitted anymore through the molecular layer in the absorption window  $1.2 \text{ eV} \leq E \leq 2.5 \text{ eV}$  of the molecule. Within this window, the field is either absorbed or reflected. The small inset seen in panel (c) of Fig. 3 shows a magnification of the absorption spectrum in the energy range  $1.7 \text{ eV} \leq E \leq 2.1 \text{ eV}$  corresponding to the “normal” low-density absorption spectrum. One can see in this inset, and by comparing with panel (a) of Fig. 3, that the absorption spectrum is not strongly modified at high molecular density in this energy region.

Figure (4) finally shows the CPU time necessary for the calculation of these absorption spectra as a function of the number of quantum states introduced in this multi-level model for both the Maxwell-Liouville (blue line with circles) and Maxwell-Schrödinger (red line with squares) approaches. One can observe a substantial difference in CPU times which can prove of crucial importance when one has to deal with realistic three-dimensional systems. This origin of the observed quadratic gain in CPU time relies on the necessity of propagating a single wave function instead of a full density matrix.

## III. SUMMARY

We proposed a new non-Hermitian approximation of Bloch optical equations. Our method provides an accurate, complete description of the excitation, relaxation and decoherence dynamics of single as well as ensembles of coupled quantum emitters (atoms or molecules) in weak EM fields, taking into account collective effects and dephasing. We demonstrated the applicability of the method by computing optical properties of thin layers

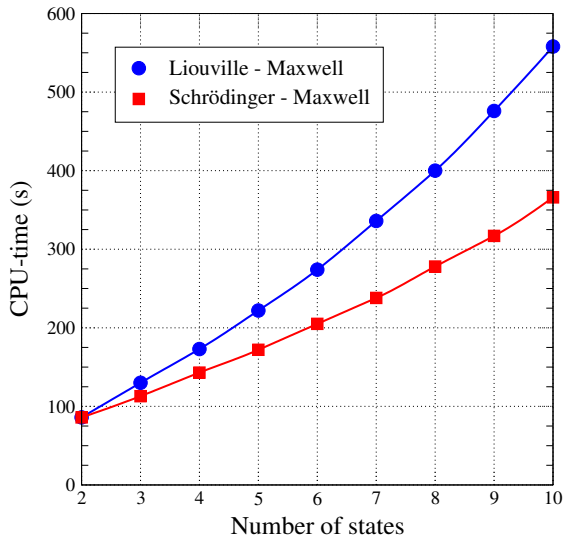


FIG. 4: (Color online) CPU process time necessary on a Intel Xeon E5-1650 processor for the calculation of the absorption spectrum of a  $\text{Li}_2$  molecular nano-layer of thickness  $\Delta z = 400$  nm as a function of the number of quantum levels included in the calculation. The blue line with circles is for the solution obtained from Maxwell-Liouville-von Neumann equations while the red line with squares is for our proposed Schrödinger-type approximation. The spatial grid has a total size of 2560 nm with a spatial step of 1 nm. The time propagation is performed on a temporal grid of total size 1.7 ps with a time step of 1.7 as.

comprised of two-level atoms and diatomic molecules. It was shown that, in the limit of weak incident fields, the dynamics of interacting quantum emitters can be successfully described by our set of approximated equations, which result in a substantial gain both in CPU time and computer memory requirements. These calculations also reveal some intriguing new collective molecular excitation modes which will be presented in detail in another publication. The proposed approach was demonstrated to provide a substantial increase in numerical efficiency for self-consistent simulations.

#### IV. ACKNOWLEDGEMENTS

E.C. would like to acknowledge useful and stimulating discussions with O. Atabek and A. Keller from Université Paris-Sud (Orsay). M.S. is grateful to the Université Paris-Sud (Orsay) for financial supports through an invited Professor position in 2011. E.C. acknowledges supports from ANR (contract Attowave ANR-09-BLAN-0031-01), and from the EU (Project ITN-2010-264951, CORINF). We also acknowledge the use of the computing facility cluster GMPCS of the LUMAT federation (FR LUMAT 2764).

- 
- [1] S. A. Maier and H. A. Atwater, *J. Appl. Phys.* **98**, 011101 (2005).
- [2] S. Lal, S. Link, and N. J. Halas, *Nat. Photon.* **1**, 641 (2007).
- [3] E. Ozbay, *Science* **311**, 189 (2006).
- [4] P. Berini, *Adv. Opt. Photon.* **1**, 484 (2009).
- [5] M. I. Stockman, *Opt. Express* **19**, 22029 (2011).
- [6] S. A. Maier, M. L. Brongersma, P. G. Kik, S. Meltzer, A. A. G. Requicha, and H. A. Atwater, *Adv. Mater.* **13**, 1501 (2001).
- [7] F. J. Garcia de Abajo, *Rev. Mod. Phys.* **79**, 1267 (2007).
- [8] T. W. Ebbesen, C. Genet, and S. I. Bozhevolnyi, *Phys. Today* **61**, 44 (2008).
- [9] J. A. Schuller, E. S. Barnard, W. S. Cai, Y. C. Jun, J. S. White, and M. L. Brongersma, *Nature Materials* **9**, 193 (2010).
- [10] E. Hutter and J. H. Fendler, *Adv. Mater.ials* **16**, 1685 (2004).
- [11] R. E. Slusher, *Rev. Mod. Phys.* **71**, S471 (1999).
- [12] W. L. Barnes and W. A. Murray, *Adv. Mater.ials* **19**, 3771 (2007).
- [13] N. Kroo, S. Varro, G. Farkas, P. Dombi, D. Oszetzky, A. Nagy, and A. Czitrovsky, *J. Mod. Optic.* **55**, 3203 (2008).
- [14] S. Wuestner, A. Pusch, K. L. Tsakmakidis, J. M. Hamm, and O. Hess, *Philos. T. R. Soc. A* **369**, 3525 (2011).
- [15] A. V. Krasavin, K. F. MacDonald, A. S. Schwanecke, and N. I. Zheludev, *Appl. Phys. Lett.* **89**, 031118 (2006).
- [16] J. Bellessa, C. Bonnand, J. C. Plenet, and J. Mugnier, *Phys. Rev. Lett.* **93**, 036404 (2004).
- [17] D. E. Chang, A. S. Sorensen, P. R. Hemmer, and M. D. Lukin, *Phys. Rev. Lett.* **97**, 053002 (2006).
- [18] V. M. Agranovich and G. C. La Rocca, *Solid State Commun.* **135**, 544 (2005).
- [19] G. Khitrova, H. M. Gibbs, M. Kira, S. W. Koch, and A. Scherer, *Nat. Phys.* **2**, 81 (2006).
- [20] J. Dintinger, S. Klein, F. Bustos, W. L. Barnes, and T. W. Ebbesen, *Phys. Rev. B* **71**, 035424 (2005).
- [21] T. W. Ebbesen, A. Salomon, and C. Genet, *Angew. Chem. Int. Edit.* **48**, 8748 (2009).
- [22] D. D. Lekeufack, A. Brioude, A. W. Coleman, P. Miele, J. Bellessa, L. D. Zeng, and P. Stadelmann, *Appl. Phys. Lett.* **96**, 253107 (2010).
- [23] A. Berrier, R. Cools, C. Arnold, P. Offermans, M. Crego-Calama, S. H. Brongersma, and J. Gomez-Rivas, *ACS Nano* **5**, 6226 (2011).
- [24] H. Park, A. V. Akimov, A. Mukherjee, C. L. Yu, D. E. Chang, A. S. Zibrov, P. R. Hemmer, and M. D. Lukin, *Nature* **450**, 402 (2007).
- [25] V. K. Komarala, A. L. Bradley, Y. P. Rakovich, S. J. Byrne, Y. K. Gun'ko, and A. L. Rogach, *Appl. Phys. Lett.* **93**, 123102 (2008).
- [26] M. L. Andersen, S. Stobbe, A. S. Sorensen, and P. Lodahl, *Nat. Phys.* **7**, 215 (2011).



- [27] N. Livneh, A. Strauss, I. Schwarz, I. Rosenberg, A. Zimran, S. Yochelis, G. Chen, U. Banin, Y. Paltiel, and R. Rapaport, *Nano Lett.* **11**, 1630 (2011).
- [28] D. E. Gomez, K. C. Vernon, P. Mulvaney, and T. J. Davis, *Nano Lett.* **10**, 274 (2010).
- [29] A. Salomon, R. J. Gordon, Y. Prior, T. Seideman, and M. Sukharev, *Phys. Rev. Lett.* **109**, 073002 (2012).
- [30] M. Sukharev and A. Nitzan, *Phys. Rev. A* **84** (2011).
- [31] V. I. E. A. V. Andreev and Y. A. Il'inskiĭ, *Sov. Phys. Usp.* **23**, 493 (1980).
- [32] K. Lopata and D. Neuhauser, *J. Chem. Phys.* **127**, 154715 (2007).
- [33] K. Lopata and D. Neuhauser, *J. Chem. Phys.* **130** (2009).
- [34] K. Lopata and D. Neuhauser, *J. Chem. Phys.* **131**, 014701 (2009).
- [35] L. Allen and J. H. Eberly, *Optical resonance and two-level atoms* (Wiley, New York, 1975).
- [36] R. W. Ziolkowski, J. M. Arnold, and D. M. Gogny, *Phys. Rev. A* **52**, 3082 (1995).
- [37] G. Slavcheva, J. M. Arnold, I. Wallace, and R. W. Ziolkowski, *Phys. Rev. A* **66**, 063418 (2002).
- [38] A. Fratallocchi, C. Conti, and G. Ruocco, *Phys. Rev. A* **78**, 013806 (2008).
- [39] B. Bidégaray, *Numer. Meth. Part. D. E.* **19**, 284 (2003).
- [40] J. Dalibard, Y. Castin, and K. Mølmer, *Phys. Rev. Lett.* **68**, 580 (1992).
- [41] R. Dum, P. Zoller, and H. Ritsch, *Phys. Rev. A* **45**, 4879 (1992).
- [42] C. W. Gardiner, A. S. Parkins, and P. Zoller, *Phys. Rev. A* **46**, 4363 (1992).
- [43] R. Dum, A. S. Parkins, P. Zoller, and C. W. Gardiner, *Phys. Rev. A* **46**, 4382 (1992).
- [44] N. Gisin and I. C. Percival, *Journal of Physics A: Mathematical and General* **25**, 5677 (1992).
- [45] D. E. Makarov and H. Metiu, *The Journal of Chemical Physics* **111**, 10126 (1999).
- [46] J. Gadzuk, L. Richter, S. Buntin, D. King, and R. Cavanagh, *Surface Science* **235**, 317 (1990).
- [47] K. Finger and P. Saalfrank, *Chemical Physics Letters* **268**, 291 (1997).
- [48] T. Gerdts and U. Manthe, *The Journal of Chemical Physics* **106**, 3017 (1997).
- [49] L. Pesce, T. Gerdts, U. Manthe, and P. Saalfrank, *Chemical Physics Letters* **288**, 383 (1998).
- [50] K. Blum, *Density matrix theory and applications* (Plenum Press, New York, 1996), 2nd ed.
- [51] H.-P. Breuer and F. Petruccione, *The Theory of Open Quantum Systems* (Oxford University Press, New York, 2002).
- [52] W. H. Press, B. P. Flannery, S. A. Teukolsky, and W. T. Vetterling, *Numerical Recipes: The Art of Scientific Computing* (Cambridge University Press, Cambridge, 2002).
- [53] A. Taflove and S. C. Hagness, *Computational electrodynamics: the finite-difference time-domain method* (Artech House, Boston, 2005), 3rd ed.
- [54] C. M. Bowden and J. P. Dowling, *Phys. Rev. A* **47**, 1247 (1993).
- [55] E. Charron and M. Raoult, *Phys. Rev. A* **74**, 033407 (2006).
- [56] E. Charron, A. Giusti-Suzor, and F. H. Mies, *Phys. Rev. A* **49**, R641 (1994).
- [57] I. Schmidt-Mink, W. Müller, and W. Meyer, *Chem. Phys.* **92**, 263 (1985).
- [58] E. Charron and A. Suzor-Weiner, *J. Chem. Phys.* **108**, 3922 (1998).
- [59] J. Franck and E. G. Dymond, *Trans. Faraday Soc.* **21**, 536 (1926).
- [60] E. Condon, *Phys. Rev.* **28**, 1182 (1926).