

Refractive index manipulation using optical bistability

H. Aswath Babu and Harshawardhan Wanare*

Department of Physics

Indian Institute of Technology, Kanpur 208 016, India

(Dated: November 16, 2018)

Refractive index and absorption experienced by a probe field can be effectively manipulated by optical bistability (OB) at an adjacent transition. In the three-level ladder configuration the probe experiences either normal or anomalous dispersion depending on whether the atom is in the upper or lower bistable state. We also obtain time-varying refractive index and absorption with constant input bistable field. The lower branch of OB becomes unstable for low input intensities of the bistable field resulting in nonlinear dynamical self-pulsing. This self-pulsing regime is different from earlier demonstrations wherein the pulsing occurs between the bistable states, here the self-pulsing regime involves single solution removed from the bistable region becoming periodic.

Interaction of light with matter in the linear regime is completely determined by the refractive index and absorption of the material. In the last two decades these two ubiquitous quantities have been engineered coherently in a wide variety of ways resulting in exciting phenomena such as slow-light [1], superluminal light [2], making a resonant absorbing medium transparent with electromagnetically induced transparency [3], achieving giant enhancements in the refractive index [4], coherently controllable metamaterials [5], and many such developments that have transformed the practice of present day optics. Recently, coherent control of refractive index [6] and spatially varying refractive index accompanied by negligible absorption has also been proposed [7]. Here, we present another mechanism that allows an effective manipulation of the refractive index: varying from anomalous to normal as well as time-dependent oscillatory dispersion. Such manipulation is achieved through the cooperative effect at an adjacent transition exhibiting OB [8].

Refractive index governs the frequency dependent phase delay experienced by the electromagnetic field in the medium, whereas the absorption coefficient its extinction. The Kramer-Kronig relations based on *causality* relate the spectral dependence of the refractive index and the associated absorption, thus it is impossible to vary exclusively only the refractive index or the absorption without affecting the other. The manipulation of refractive index and absorption through OB could be used to control the propagation of the electromagnetic field through the medium. We demonstrate that for the bistable field in the *on-state* (large cavity field associated with the upper branch of the S-shaped OB response [9]) the probe field experiences normal dispersion accompanied with negligible absorption. In contrast, the bistable field in the *off-state* (associated with the lower cooperative branch of OB) leads to anomalous dispersion and the associated absorption for the probe field. In optical communication, apart of being a switch OB can also provide an excellent handle to either delay (normal dispersion) or advance (anomalous dispersion) the probe pulse to a

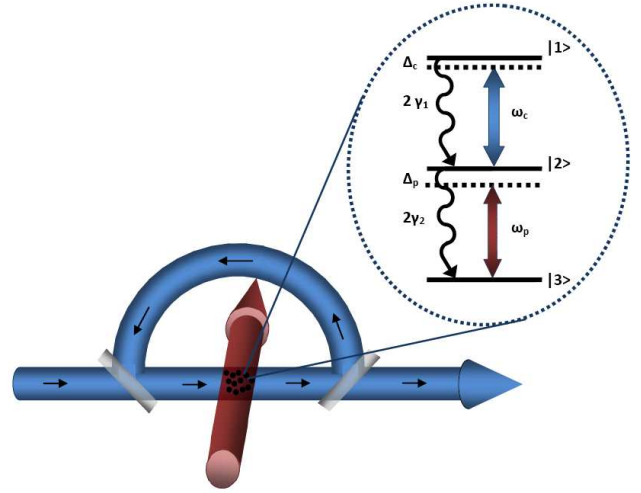


FIG. 1: (Colour online) The probe field (red) interacts with a collection of atoms whose susceptibility is dictated by the control field (blue) circulating in a micro-cavity. The atoms couple to two fields in the three-level ladder configuration.

desired extent. Furthermore, we propose a scheme of realizing oscillating refractive index and absorption for the probe field by creating instability in the lower branch of OB. This instability occurs for a single mode field at intensities much lower than those required to access the bistable states of OB. The creation of instability, assisted by atomic coherence leads to nonlinear dynamical effects, such as self-pulsing whose period and amplitude can be tuned to obtain a range of time-scales for the susceptibility. Realization of this phenomena in micro-cavities could lead to all-optical modulation in the pico-second regime.

Earlier studies of instability in OB systems range from Ikeda instability [10] in two-level OB systems [11] to three-level driven OB systems [12, 13], we believe that the regime of instability reported here is intrinsically different from these earlier reports. A competition between two time scales, one associated with the slow population

transfer through optical pumping and another involving fast variation of the optical nonlinearities leads to self-pulsing in earlier reports [11, 12]. The bistable states are essential in obtaining these instabilities as the self-pulsing occurs between the two bistable states of the OB system [11–13]. In our system the self-pulsing occurs in the input intensity regime much lower than the bistable thresholds, moreover, it does not necessitate finite detuning of either the bistable field coupling the atom or the cavity detuning [14], and occurs without involving coupling to multiple modes of the cavity field.

The control of OB using coherent interactions supplementing the bistable field has been in vogue for a few years now [12, 15]. Recently, we have also predicted the existence of negative hysteresis bistable response in three-level atom experiencing double feedback along two adjacent transitions [17], and a host of nonlinear dynamical behaviour such as self-pulsing and chaos [18]. Nonlinear dynamics in driven OB systems involving three-level atoms in the Λ configuration has also been studied earlier [16, 19].

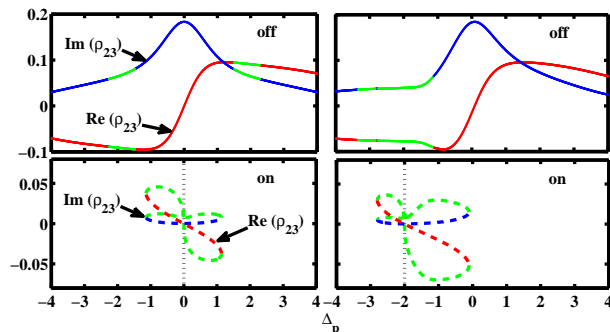


FIG. 2: (Colour online) (Top panel) The refractive index (solid red line) and the absorption (solid blue line) experienced by the probe field corresponding to the lower branch (off state) for $\Delta_c=0$ (Left) and $\Delta_c=2$ (Right), where the unstable regions are shown in green color. (Bottom panel) The refractive index (dashed red line) and the absorption (dashed blue line) corresponding to the upper branch (on state). The parameters are $C = 200$, $G_p/\gamma_2 = 0.2$, $y_{in} = 3.0$, $\gamma_1/\gamma_2 = 0.01$, $\kappa/\gamma_2 = 1$, and $\delta^c/\gamma_2 = 0$.

We consider here a closed atomic system in the Ξ (ladder) configuration, as shown in Fig. 1. The control field is arranged to circulate in a ring cavity providing sufficient feedback in order to exhibit cooperative phenomenon. We consider the system in the mean field limit described below. The atom-field interaction is governed by the density-matrix equation (1) in the semi-classical regime, and the field equation (2) captures the cavity feedback of the control field in the slowly varying envelope approximation and its interaction with the atoms through the cooperative parameter (C).

$$\frac{\partial \rho}{\partial t} = -\frac{i}{\hbar} [\hat{H}, \rho] + \hat{\mathcal{L}}\rho, \quad (1)$$

$$\frac{\partial x}{\partial t} = \kappa [-(1 + i\delta^c)x + y_{in} + 2iC\rho_{12}]. \quad (2)$$

The atom-field coupling and the atom field detunings are contained in the total hamiltonian (\hat{H}) in the dipole approximation, and the incoherent processes such as spontaneous emission decays ($2\gamma_i$) from the state $|i\rangle$ (as shown in Fig.1) are contained in the Liouville operator ($\hat{\mathcal{L}}$). We consider only the simplest configuration with regard to the atom-cavity coupling that captures the essential physics, where the atoms are homogeneously broadened exhibiting only radiative decay and the atoms couple to a single mode of the cavity. The normalized cavity input field y_{in} and the output field x are given as

$$y_{in} = \frac{\vec{d}_{12} \cdot \vec{E}_c^{in}}{\hbar\gamma_2\sqrt{T}}, \quad x = \frac{\vec{d}_{12} \cdot \vec{E}_c^{out}}{\hbar\gamma_2\sqrt{T}}, \quad (3)$$

where \vec{d}_{12} and $\vec{E}_c^{in(out)}$ are the dipole moment associated with the $|1\rangle \leftrightarrow |2\rangle$ transition and the amplitude of the input (output) control field, respectively. The probe field coupling (detuning) is given by $G_p = \vec{d}_{23} \cdot \vec{E}_p/\hbar$ ($\Delta_p = \omega_{23} - \omega_p$), similarly we define the coupling (G_c) and detuning (Δ_c) associated with the control field. For simplicity the cavity of length \mathcal{L} containing the active medium (within a length L) is considered to be unidirectional. The bistability is considered in the mean-field limit [9] which demands that the field experiences weak absorption (α_{12} : absorption coefficient) in a single traversal through the medium and it undergoes many such round trips in the cavity leading to substantial interaction, *i.e.* with weak absorption $\alpha_{12}L \rightarrow 0$, and low transmission $T \rightarrow 0$, such that the cooperative parameter $C = \alpha_{12}L/2T$ is finite. The probe field is weak, and thus couples to the atom linearly whereas the atom-control field coupling resulting in OB is considered to all orders. However, we have not undertaken any such perturbative truncation in the results presented here, which were obtained from numerical simulations undertaken along the lines described in detail in Ref. [18].

The control field exhibits bistability, and thus the probe susceptibility can be obtained under two circumstances: one corresponds to when the bistable output of the control field is low and the other when the bistable output is high, related to the cooperative (lower) branch and the one-atom (upper) branch of OB, respectively. The probe response when the bistable atom is in the lower branch (off state) is given in Fig. 2 (top panel). For larger input intensity of the control field, one obtains the probe response indicated by dashed lines in bottom panel corresponding to the atom in the upper bistable branch (on state). Note that within the bistable region there exist three solutions, one unstable solution (green lines) and two stable solutions (red lines). Depending on the initial preparation of the atom-control field system, the atom will exhibit the corresponding stable state. For the atom in the lower branch the probe field experi-

ences anomalous dispersion accompanied by an absorption peak at $\Delta_p = 0$, whereas for the atom in the upper branch the probe field experiences normal dispersion accompanied with negligible absorption, as shown in Fig. 2 bottom panel.

The above results can be understood from the analytical expression obtained in the perturbative limit of a weak probe field. The change in the dispersion is clear from the density matrix element ρ_{23} , whose real (imaginary) parts are proportional to the refractive index (absorption) and is given as

$$\rho_{23} = \frac{iG_p}{\gamma_2 + i\Delta_p + \frac{|G_c|^2}{\gamma_1 + i(\Delta_c + \Delta_p)}}. \quad (4)$$

The control field within the cavity dictates the probe response. For absorptive OB, at $\Delta_c = 0$ and the atom in the lower branch the intra-cavity field is weak due to the large collective absorption of the atoms resulting in a conventional Lorentzian response for the probe field, as the $|G_c|^2$ term in equation (4) can be neglected. However, for the atom in the upper branch the $|G_c|^2$ is dominant and the imaginary part of ρ_{23} becomes negligible. It is apparent that the term $|G_c|^2$ becomes even more significant at the two-photon resonance namely $\Delta_c + \Delta_p = 0$. This is clear from the comparison of the bottom panel in Fig. 2, wherein the upper branch response occurs only at the two-photon resonance unlike for the atom in the lower branch which peaks at the probe resonance $\Delta_p = 0$. For the atom in the upper branch the probe experiences normal dispersion at the two-photon resonance condition in contrast to the atom in the lower branch where the dispersion is anomalous. This change in sign of the dispersion is clearly seen in the derivative of the ρ_{23} with respect to the probe detuning Δ_p , in the vicinity of and at $\Delta_p \approx 0$ and at $\Delta_p \approx -\Delta_c$

$$\frac{d\rho_{23}}{d\Delta_p} = \frac{G_p \left[1 - \frac{|G_c|^2}{\gamma_1 + i(\Delta_c + \Delta_p)^2} \right]}{\left[\gamma_2 + i\Delta_p + \frac{|G_c|^2}{\gamma_1 + i(\Delta_c + \Delta_p)} \right]^2}, \quad (5)$$

where depending on the intra-cavity control field the appropriate response is dominant. Hence, for the detuned case the probe experiences anomalous dispersion ($\Delta_p \approx 0$) and normal dispersion ($\Delta_p \approx -\Delta_c$) at distinct frequencies as seen in Fig. 2 (Right panel). The complete bistable response arises from the input control field y_{in} creating multiple solutions for the intra-cavity control field G_c which in turn determines the dispersion ρ_{23} . It should be noted that the population is largely confined to the ground state $|3\rangle$, with only about $10^{-1} - 10^{-2}$ in the excited states when the atom is in the lower branch of OB. For the atom in the upper branch, the steady state populations of $|1\rangle$ and $|2\rangle$ are about 10^{-4} and 10^{-6} , respectively. In the top branch the ratio of steady state populations is related to the ratio of decay rates $\rho_{11}/\rho_{22} \propto \gamma_1/\gamma_2$.

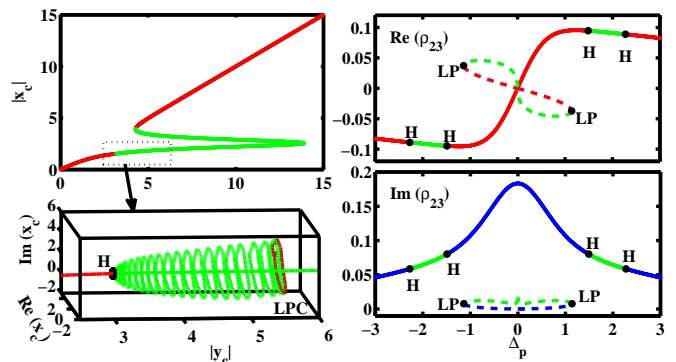


FIG. 3: (Colour online) (Top left panel) The OB response for control field, where the unstable steady states are indicated in green color. (Bottom left panel) The periodic behavior occurs between the Hopf bifurcation points (H) and is shown with the Limit point of cycle (LPC). (Right panel) The stable regions of refractive index (top right) and absorption (bottom right) are separated from the unstable solutions by Hopf (H) and Limit points (LP) as indicated. $\Delta_c = 0$ and all the other parameters are same as in Fig.2.

The regime of oscillatory dynamics occurs when the atom is in the lower cooperative branch. The atomic system is chosen such that the uppermost state $|1\rangle$ is metastable and thus has a longer lifetime in comparison to the intermediate state $|2\rangle$ connecting the ground state $|3\rangle$. Unlike the conventional OB, the stability of the lower bistable branch is not impervious to population injection by the probe field into the bistable transition, and for appropriate probe detuning the lower cooperative branch becomes unstable as shown in top left panel of Fig.3. Note, there is a unique unstable solution, prior to the onset of the bistable regime. This unstable region is associated with stable periodic self-pulsing. In our parameter regime the self-pulsing does not occur between the multiple solutions (stable & unstable) within the bistable regime, unlike reported earlier [11, 12]. We believe that the physical mechanism is different from earlier reports, as our system does not rely on optical pumping which invariably involves slow processes such as spontaneous emission. Our system involves a competition between a direct injection of population into the *ground* state of OB *i.e.* into level $|2\rangle$ and the nonlinear atom-field interaction along the transition $|1\rangle \leftrightarrow |2\rangle$. Atomic coherence is essential in obtaining the oscillatory behaviour, and inclusion of larger decoherence of the atomic polarizations (decay terms of the density matrix such as ρ_{12} or ρ_{23}) leads to a reduction of the unstable range and its eventual disappearance. It should be noted that obtaining bistable solution and the associated switching between the states is not essential for obtaining self-pulsing. Normal switching continues to occur at larger input intensities. In our case the self-pulsing occurs at the very onset of the lower cooperative branch thus requiring lower input intensities, in contrast to the conventional single mode self-pulsing

occurs in the upper branch [20]. The concerns over power requirement can further be relaxed by implementing this scheme using photonic crystal based micro-cavities which provide significant field enhancements [21] accompanied by short cavity round trip times.

In response to the self-pulsing of the bistable control field, the probe susceptibility governed by the density matrix element ρ_{23} exhibits periodic self-pulsing in the steady state. The unstable solutions are separated from stable solutions either by a Hopf point (H) or a limit point (LP), as indicated in Fig. 3 right panel with green line. The limit cycles that originate from the Hopf points are robust and stable, and are shown in the bottom left panel of Fig. 3. The Floquet analysis indicates that the Floquet multipliers take a value bound by unity within this range of detunings leading to stable limit cycles [22]. The stable periodic oscillations occur for both the absorption as well as the refractive index. One can obtain large depths of modulation for the susceptibility, comparable to the bistable *on - off* states. These oscillations are not necessarily sinusoidal, and one can obtain a variety of multiply peaked periodic oscillations with varied frequency content, moreover, in all our simulations it appears that the fall of the pulse in the oscillations is invariably dictated by a single time scale arising from the cavity decay κ , in contrast to the rise of the pulse which is much more intricate arising from the cooperative nature of the atom-field interaction. The self-pulsing time scale is governed by the cavity decay time $\kappa^{-1} = \mathcal{L}/cT$. In order to reduce this time scale to sub-picoseconds, one needs micro cavities with length $\mathcal{L} \approx 10^{-6}m$ with reasonable feedback $T \approx 10^{-2}$. Micro-cavities of such scales are being designed using lithographic techniques [23]. In our simulations the atomic states are much more long lived than the cavity decay times and in order to exhibit this phenomenon these can be chosen to have a variety of values satisfying the condition $\gamma_1 \ll \gamma_2 \leq \kappa$.

In conclusion, we have demonstrated a coherent way to engineer refractive index (normal to anomalous) and absorption of a probe field using optical bistability. Multilevel OB can be used as optical delay line for control of pulse propagation in integrated optical devices. Furthermore, we also demonstrate a mechanism to obtain time-dependent oscillatory susceptibility with constant input fields in the lower cooperative branch of OB. A distinct possibility of exploiting this effect to obtain picosecond modulation with micro-cavities needs to be tested,

as the slow dynamics associated with optical pumping is no longer essential to our scheme.

* hwanare@iitk.ac.in

- [1] L.V. Hau, S.E. Harris, Z. Dutton, C.H. Behroozi, Nature **397** 594 (1999).
- [2] L.J. Wang, A. Kuzmich, and A. Dogariu, Nature **406** 277(2000).
- [3] S.E. Harris, Phys. Today **50** 36 (1997).
- [4] M.O. Scully, Phys. Rev. Lett. **67** 1855 (1991).
- [5] S. Chakrabarti, S. A. Ramakrishna, and H. Wanare, Opt. Exp., **16** 19504-19511 (2008).
- [6] C. O'Brien, P.M. Anisimov, Y. Rostovtsev, and O. Kocharovskaya, Phys. Rev. A, **84**, 063835 (2011).
- [7] C. O'Brien, O. Kocharovskaya, Phys. Rev. Lett., **107**, 137401 (2011).
- [8] H.M. Gibbs *Optical Bistability: Controlling Light with Light*, (Academic, Orlando, FL, 1985).
- [9] L.A. Lugiato, *Progress in Optics*, edited by E.Wolf (North-Holland, Amsterdam) **XXI**, 69(1984).
- [10] K. Ikeda, Opt. Commun. **30** 257 (1979); K. Ikeda, H. Daido, and O. Akimoto, Phys. Rev. Lett. **45** 709 (1980).
- [11] A. Lambrecht, E. Giacobino, and J. M. Courty, Opt. Commun. **115** 199 (1995)
- [12] H. Wang, D. J. Goorskey, and M. Xiao, Phys. Rev. A **65** 011801 (2001).
- [13] W. Yang, A. Joshi, and M. Xiao, Phys. Rev. A **70**, 033807 (2004).
- [14] H.J. Carmichael, Phys. Rev. Lett. **52** 1292 (1984).
- [15] W. Harshawardhan, and G.S. Agarwal, Phys. Rev. A, **53**, 1812 (1996).
- [16] W. Yang, A. Joshi, and M. Xiao, Phys. Rev. Lett. **95** 093902 (2005).
- [17] H.A. Babu, and H. Wanare, Phys. Rev. A, **83**, 033818 (2011).
- [18] H.A. Babu, and H. Wanare, Phys. Rev. A, **83**, 033819 (2011).
- [19] A. Joshi, and M. Xiao, J. Mod. Optics **57** 1196-1220 (2010).
- [20] L. A. Lugiato, R. J. Horowicz, G. Strini and L. M. Narducci, Phys. Rev. A **30** 1366 (1984).
- [21] J. Bravo-Abad, A. Rodriguez, P. Bermel, S.G. Johnson, J.D. Joannopoulos, and M. Soljacic, Opt. Exp., **15**, 16161-16176 (2007).
- [22] S.H. Strogatz, *Nonlinear Dynamics and Chaos*, (United States, New York, 1994).
- [23] D.K. Armani, T.J. Kippenberg, S.M. Spillane, and K.J. Vahala, Nature **421** 925-928 (2003).