

# Ultra-Fast Generation of True Random Numbers Using Hybrid Boolean Networks

David P. Rosin,<sup>1,2</sup> Damien Rontani<sup>1</sup> and Daniel J. Gauthier<sup>1</sup>

<sup>1</sup>*Department of Physics, Duke University, Department of Physics, Durham, North Carolina 27708, USA*

<sup>2</sup>*Institut für Theoretische Physik, Technische Universität Berlin - Hardenbergstr. 36, D-10623 Berlin, Germany*

(Dated: February 25, 2019)

We describe a high-speed true random number generator based on a hybrid Boolean network with autonomous and clocked logic gates, realized on a reconfigurable chip. The autonomous logic gates are arranged in a bidirectional ring topology and generate broadband chaos. The clocked logic gates receive input from the autonomous logic gates so that true random numbers are generated that pass standard randomness tests without further post-processing. The large number of logic gates on reconfigurable chips allows for parallel generation of true random numbers, as demonstrated by our implementation of 128 random number generators that achieve a real-time bit rate of 12.8 Gbit/s.

PACS numbers: 05.45.Gg, 64.60.aq, 05.45.-a

True random numbers guarantee the integrity of cryptographic protocols used in secure communications [1] and the accuracy of Monte-Carlo simulations used in climate or biomedical sciences [2]. They can only be extracted from physical entropy sources, such as quantum fluctuations [3, 4] and electrical noise [5], as opposed to pseudo-random numbers that are obtained from deterministic mathematical algorithms. Recently, it was found that chaotic dynamics in the presence of constant perturbation by microscopic noise can also be used to generate true random numbers [6, 7]. With this approach, real-time rates of  $\sim 2$  Gbit/s have been achieved [8, 9].

The generation of true random numbers presents challenges because of intrinsic bias (non-identical proportion of “0” and “1”) and correlations originating from the physical source. Both effects diminish the quality of the random numbers, resulting in failure of statistical randomness tests [10]. Bias and correlations can be reduced using post-processing, such as by combining multiple bit streams from identical uncoupled systems or hashing random bits from the bit stream produced by a single device [5, 8]. The downside of these approaches is an increase in the number of devices or a decrease in the bit rate, respectively. In most studies of ultra-fast random number generation, the post-processing is often performed off-line [7] because of technological limitations so that the actual generation rate of high-quality random numbers is much lower. Other challenges include scalability to higher rates and interfacing with computing and communication architectures, which have triggered recent developments of monolithically-integrated devices [9].

Chaotic photonic devices have dominated the research on the high-speed generation of true random numbers because of their large bandwidth, which enables very high data rates [8]. Recently, experiments have demonstrated that broadband chaos can also be generated by circuits of autonomous logic gates, which do not rely on a clock. These electric circuits are also promising candidates for random number generation because they can be implemented on compact electronic chips [11, 12], which are

inexpensive and highly integrable in communication architectures. However, due to large bias in their output voltage, they fail statistical randomness tests. They are a physical implementation of a generic class of complex systems known as autonomous Boolean networks (ABNs) [13, 14]. ABNs consist of nodes with Boolean outputs that evolve continuously in time according to a Boolean function of the Boolean inputs. The electronic realization of ABNs leads to the generation of analog output values because of the continuous switching between the Boolean voltages.

Field programmable-gate arrays (FPGAs) are ideally suited to realize large-scale experiments on Boolean networks [15]. Typically,  $10^5$  to  $10^6$  logic gates can be assigned to execute any Boolean function and wired flexibly to constitute any desired network topology. Furthermore, circuit designs can be implemented in parallel, to effectively multiply the bit rate. Another advantage is that inexpensive interfaces are available for the high-speed transfer of data to a computing or communication architecture.

In this Rapid Communication, we show that true random numbers can be generated using a hybrid Boolean network (HBN), which consists of the combination of an ABN in the chaotic regime integrated with a single clocked node. First, we analyze the autonomous part of the HBN and describe its transition to chaos. Above a certain network size, we find that the autonomous part generates high entropy. Then, we discuss the clocked part of the HBN that mixes the dynamics of the autonomous part to reduce bias and correlations. As a result, our HBN generates random numbers that pass standard randomness tests successfully without further post-processing at a rate of 100 Mbit/s. Finally, by implementing 128 uncoupled HBNs in parallel on a single FPGA, we achieve a real-time rate of 12.8 Gbit/s.

Our HBN is illustrated in Fig. 1a, its autonomous part is an ABN with a topology previously proposed in Ref. [16]. The ABN consists of  $N$  nodes with three inputs and outputs assembled in a bidirectional ring topology

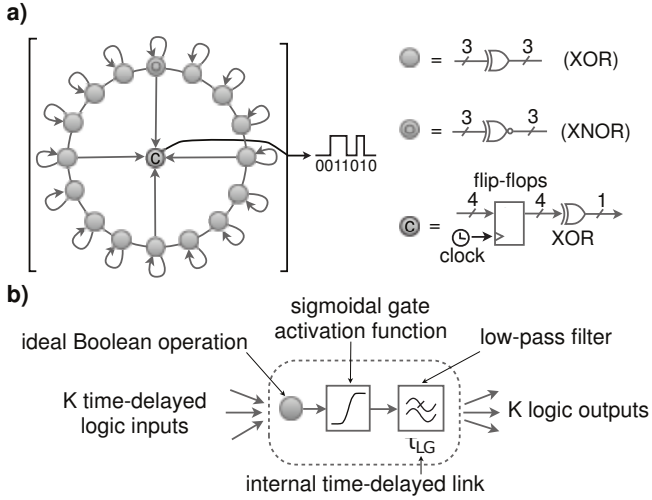


FIG. 1: a) Hybrid Boolean network (HBN) composed of  $N = 16$  autonomous nodes and one clocked node. Nodes execute XOR and XNOR logic functions with three (four) inputs and three (one) outputs for the autonomous (clocked) node. The clocking of the central node is realized using four clocked flip-flops. Links without arrows are bidirectional. The output of the HBN is a random bit stream. b) Non-ideal behaviors present in an electronic logic gate.

with nearest-neighbor coupling and self-feedback, where  $N - 1$  nodes execute the exclusive-OR (XOR) Boolean function and one node executes the Boolean inverse of the XOR (the XNOR logic function).

When operated autonomously, logic gates are subjected to various non-ideal effects, as illustrated in Fig. 1b. Specifically, their dynamics are affected by low-pass filtering, a finite gate propagation time  $\tau_{LG}$  ( $\tau_{LG} = 270 \pm 10$  ps for the Altera Cyclone IV FPGA), and a continuous input-output relationship described by a sigmoidal gate activation function. The combination of these effects has significant impact on the dynamics of the ABN.

The dynamical behavior of the ABN for a small number of nodes  $N < 5$  is a steady state, which involves node output voltages that are at intermediate values between low and high Boolean voltages. Consequently, the output voltages satisfy a self-consistency condition of the sigmoidal gate activation function of the logic gates.

In this steady-state regime, the dynamics are hindered from displaying oscillations because the propagation time around the network  $N\tau_{LG}$  is short. Here, oscillations with the lowest possible frequency  $f = 1/(2N\tau_{LG})$  (corresponding to a single Boolean transition traveling around the ring network) are attenuated by the low-pass frequency filtering characteristics of the nodes. That is, the frequency-dependent gain is less than one for that frequency and all higher modes. For the ABN to bifurcate to non-steady dynamics, the propagation time must

be larger, which is achieved by increasing  $N$ .

For  $N = 5$ , the ABN displays periodic oscillations with frequency  $f \approx 1/(2N\tau_{LG})$ , as shown in Fig. 2a. The oscillatory dynamics originate from the low-pass filter characteristics of the logic gates. The first oscillation mode with frequency  $f = 1/(2N\tau_{LG})$  is amplified and the next mode with frequency  $f = 1/(N\tau_{LG})$  and all higher modes are still attenuated. Hence, the ABN has a size corresponding to a propagation delay that allows for exactly one Boolean transition to propagate.

As shown in Fig. 2b, the oscillations generated by the ABN for  $N = 5$  have timing jitter, which is a random fluctuation of the phase due to thermal, shot, and flicker noise from each logic gate [17]. The jitter in the oscillatory dynamical regime of ABNs can be exploited for true random number generation, as detailed by previous studies on inverter oscillators [18, 19]. In one approach, random numbers are generated using multiple unidirectional ring oscillators built from  $\sim 1300$  autonomous inverter gates together with multiple clocked XOR logic gates. However, this standard approach has been proven to be flawed [12].

For  $N > 5$ , the ABN displays chaotic dynamics [11], as shown in Fig. 2c for  $N = 6$ . The dynamics fluctuates irregularly between the two Boolean voltage levels, as shown in Fig. 2d. The frequency spectrum of the chaos (not shown) extends to  $\sim 600$  MHz at the 10 dB drop-off point.

Chaos in the ABN is a result of our choice of logic functions, high connectivity, heterogeneity in propagation delays, and the autonomous mode-of-operation. The three-input XOR and XNOR logic functions have maximum

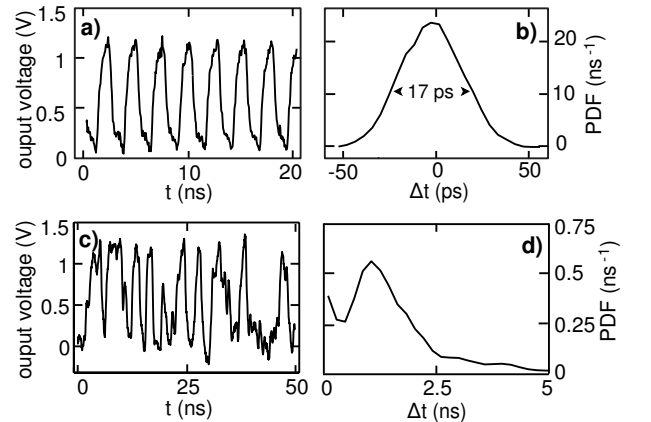


FIG. 2: a) Temporal evolution of the network for  $N = 5$  measured from one autonomous node, displaying oscillatory dynamics. b) Distribution of the time differences  $\Delta t$  between two consecutive Boolean transitions for  $N = 5$ , quantified by the probability density function (PDF) centered at zero. c) Temporal evolution for  $N = 6$ , displaying chaotic dynamics. d) Distribution of  $\Delta t$  for  $N = 6$ . The Boolean networks are realized on the FPGA Altera Cyclone IV EP4CE115.

Boolean sensitivity, meaning that a Boolean transition in any of the three inputs induces a Boolean transition in the output [20]. Furthermore, whenever a node creates a Boolean transition, it is distributed to its two neighbors and to itself. The heterogeneity in the propagation delays implies that transitions occur with a relative time shift, as opposed to occurring simultaneously as in synchronous Boolean networks [21]. Heterogeneities are caused by the inherent variability and state and history dependence of the propagation delay of logic gates [22, 23] and path differences between the on-chip links. Consequently, a transition in the output of one autonomous node can cause three subsequent transitions, themselves inducing nine transitions. This cascading process leads to an accumulation of transitions with a generation rate that is bounded by the cut-off frequency of the low-pass filter of the logic gates.

The chaos can be characterized by the distribution of time intervals between two consecutive Boolean transitions, as shown in Fig. 2e. We notice that this distribution is  $\approx 200$  times broader than the jitter distribution in the oscillatory regime (Fig. 2b). Consequently, more randomness can be extracted from the dynamics in the chaotic regime than from jitter in the periodic regime shown in Fig. 2a.

We characterize true irregularity of the waveforms generated by nodes of the HBN's autonomous part using the Shannon entropy [24]. To compute this metric, we sample node voltages periodically with period  $T_s = 10$  ns and 1-bit quantize to obtain a bit stream representative of the dynamics of the autonomous part of our HBN.

The entropy measured from one node in the ABN is shown in Fig. 3a as a function of  $N$ . For  $N < 5$ , the entropy is  $H = 0$  bit/sample; for oscillatory dynamics with  $N = 5$ , it is  $H \approx (0.30 \pm 0.01)$  bit/sample. In the chaotic regime with  $N = 6$ , the entropy increases to  $H \approx (0.82 \pm 0.01)$  bit/sample, and for  $N > 7$  it is  $H \approx (0.96 \pm 0.01)$  bit/sample. The overall increase in entropy describes a dynamical transition with  $N$  and is a consequence of the three different dynamical states. First, the steady state results in a constant bit stream that has zero entropy. Second, jitter in periodic dynamics creates a small uncertainty leading to a low level of entropy for  $T_s = 10$  ns. Third, the chaotic dynamics has entropy close to the maximum achievable value of  $H = 1$  bit/sample [24] when sampled with  $T_s$ .

The sampling period  $T_s$  is limited to 10 ns, which corresponds to the maximum transfer rate of large bit words to the memory elements on the FPGA. However, a higher sampling rate could be used because of the short correlation time of the chaotic dynamics of  $\approx 590$  ps, as shown in Fig. 3b.

The resulting random numbers are non-deterministic and can be regarded as true random numbers. This is an effect of the mixing property of chaos, where the electrical noise that induces jitter is mixed into the chaotic

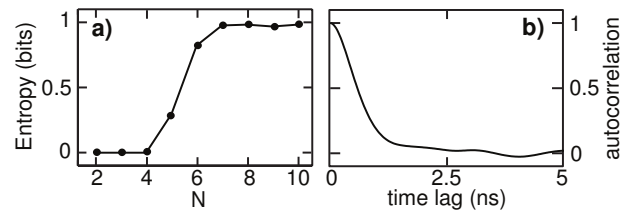


FIG. 3: a) Entropy  $H(X) = -\sum_{x_n=\{0,1\}} p_X(x_n) \log_2 p_X(x_n)$  of one node as a function of  $N$ , where  $X$  is the 1-bit-quantized voltage sampled at 10 ns intervals and  $p_X(x_n)$  is the associated probability density of  $X$ . b) Autocorrelation of the chaotic time series of one autonomous node for  $N = 16$ .

dynamics. As a result, the chaos amplifies the entropy of the noise and, therefore, constitutes a larger entropy source than the noise itself [6, 9].

To reduce the residual bias, we form an HBN that integrates the ABN with  $N = 16$  and a clocked node with four inputs (a standard number of inputs for logic gates on FPGAs). The ABN generates chaotic dynamics with a saturated entropy rate. The clocked node performs the XOR operation, which is known to reduce bias if the incoming bit streams are sufficiently uncorrelated [8]. We find that the cross-correlation between every four nodes in the ABN leads to a normalized cross-correlation level below 0.075. This is low enough for the clocked node to generate a single bit stream with sufficiently low bias to pass randomness tests. The clocked node operates with a clock frequency of 100 MHz, it includes flip-flops that sample the autonomous nodes, as shown in Fig. 1a. As a result, our HBN generates true random numbers at a bit rate of 100 Mbit/s, which are transferred in real time to memory elements on the FPGA.

We implement the HBN-based random number generator on various FPGAs, such as the Altera Cyclone IV, Altera Stratix IV, Xilinx Virtex VI, and the CPLD Altera MAX II. For all of the different FPGAs, we assess the quality of the random numbers with 1 Gbit of data using the NIST test suite [10] and observe consistently successful passes at a rate of 100 Mbit/s. This shows that our approach is robust to changes in technology. Furthermore, the HBN-based random number generator requires only 17 logic gates, which is significantly less than the number needed for random number generators based on unidirectional ring oscillators ( $> 1,300$  [18]).

The achievable random bit rate of a single HBN remains one order-of-magnitude below that of photonic-based systems. However, the small fraction of logic gates used on the FPGA, which is less than 0.02% of the total number of logic gate on an Altera Cyclone IV FPGA, allows us to parallelize thousands of random number generators, thus increasing the overall bit rate. Limited by the memory capacity of our FPGA, we implement 128 uncoupled HBNs in parallel that have independent tempo-

TABLE I: Results of the 800-22 NIST test suite [10] using 1 Gb of data (1000 sequences of 1 Mb) generated by the 128 HBN-based random number generators implemented in parallel on an Altera Cyclone IV EP4CE115 FPGA. All tests are passed successfully because the P-value is larger than  $10^{-4}$  and the proportion is greater than 0.980.

Statistical Tests	P-value	Proportion	Result
Frequency	0.7218	0.992	Success
Block frequency	0.4559	0.990	Success
Cumulative sums	0.1520	0.989	Success
Runs	0.2868	0.991	Success
Long runs	0.3653	0.988	Success
Ranks	0.2911	0.992	Success
FFT	0.2202	0.989	Success
Nonoverlapping templates	0.8629	0.982	Success
Overlapping templates	0.4336	0.996	Success
Universal	0.2925	0.989	Success
Approximate entropy	0.1681	0.983	Success
Random excursion	0.1604	0.990	Success
Random excursion var	0.6422	0.993	Success
Serial	0.9114	0.986	Success
Linear Complexity	0.1134	0.990	Success

ral evolution and, together, generate 128 random bits per clock cycle. As we keep the sampling rate at 100 MHz, we achieve a cumulative bit rate of 12.8 Gbit/s. The cumulatively generated random numbers also pass successfully the NIST tests with 1 Gbit of data, where the results can be found in Table I. We conjecture that this rate could be scaled up further to a rate of 1 Tbit/s, if the accessible memory is increased, because the current implementation of 128 random number generators exploits less than 1% of the available logic gates on typical FPGAs.

In conclusion, we generate random numbers with a hybrid Boolean network (HBN), which consists of an autonomous part that displays chaotic dynamics and a clocked part that mixes the chaotic dynamics. The HBN can be realized with a small number of logic gates on an FPGA, allowing for parallel implementation of many HBNs. The random numbers pass statistical randomness tests, as demonstrated for a single HBN and for 128 HBN in parallel allowing for bit rates of 12.8 Gbit/s without further processing. With current chip technology, tens of thousands of HBNs can be implemented in parallel, opening the path towards Tbit/s true random number generation on a single electronic device.

The authors gratefully acknowledge discussions of this work with Joshua Socolar, Hugo Cavalcante, Seth Cohen, and Kristine Callan. D.P.R., D.R., and D.J.G. gratefully acknowledge financial support of the U.S. Office of Naval Research Grant No. N00014-07-1-0734, the U.S. Army Research Office Grants No. W911NF-11-1-0451 and W911NF-12-1-0099. D.P.R. acknowledges the DFG

for financial support in the framework of SFB910.

- 
- [1] S. Asmussen and P. W. Glynn, *Stochastic Simulation: Algorithms and Analysis* (Springer-Verlag, 2007).
  - [2] N. Metropolis and S. Ulam, *J. Am. Statist. Assoc.*, **44**, 335 (1949).
  - [3] M. A. Wayne and P. G. Kwiat, *Opt. Express*, **18**, 9351 (2010).
  - [4] X. Li, A. B. Cohen, T. E. Murphy, and R. Roy, *Opt. Lett.*, **36**, 1020 (2011).
  - [5] B. Jun and P. Kocher, “The intel random number generator,” White paper prepared for Intel Corporation, <http://decuslib.com/decus/vms1t99a/sec/intelrng.pdf> (1999).
  - [6] T. Harayama, S. Sunada, K. Yoshimura, J. Muramatsu, K. I. Arai, A. Uchida, and P. Davis, *Phys. Rev. E*, **85**, 046215 (2012).
  - [7] I. Reidler, Y. Aviad, M. Rosenbluh, and I. Kanter, *Phys. Rev. Lett.*, **103**, 024102 (2009).
  - [8] A. Uchida, K. Amano, M. Inoue, K. Hirano, S. Naito, H. Someya, I. Oowada, T. Kurashige, M. Shiki, S. Yoshimori, K. Yoshimura, and P. Davis, *Nat. Photon.*, **2**, 728 (2008).
  - [9] T. Harayama, S. Sunada, K. Yoshimura, P. Davis, K. Tsuzuki, and A. Uchida, *Phys. Rev. A*, **83**, 031803(R) (2011).
  - [10] “NIST Statistical Tests Suite,” [http://csrc.nist.gov/groups/ST/toolkit/rng/stats\\_tests.html](http://csrc.nist.gov/groups/ST/toolkit/rng/stats_tests.html) (2010).
  - [11] R. Zhang, H. L. D. de S. Cavalcante, Z. Gao, D. J. Gauthier, J. E. S. Socolar, M. M. Adams, and D. P. Lathrop, *Phys. Rev. E*, **80**, 045202 (2009).
  - [12] M. Dichtl and J. Golić, in *Cryptographic Hardware and Embedded Systems - CHES 2007*, Vol. 4727, edited by P. Paillier and I. Verbauwhede (Springer, 2007) pp. 45–62.
  - [13] T. Mestl, C. Lemay, and L. Glass, *Physica D*, **98**, 33 (1996).
  - [14] T. Mestl, R. J. Bagley, and L. Glass, *Phys. Rev. Lett.*, **79**, 653 (1997).
  - [15] D. P. Rosin, D. Rontani, D. J. Gauthier, and E. Schöll, *Europhys. Lett.*, **100**, 30003 (2012).
  - [16] C. Baetoniu, “Method and apparatus for true random number generation,” U.S. Patent #7,389,316 (2008).
  - [17] A. Hajimiri and T. H. Lee, *IEEE J. Solid-St. Circ.*, **33**, 179 (1998).
  - [18] B. Sunar, W. J. Martin, and D. R. Stinson, *IEEE Transactions on Computers*, **56**, 109 (2007).
  - [19] K. Wold and C. H. Tan, *International Journal of Reconfigurable Computing*, **2009**, 501672 (2009).
  - [20] I. Shmulevich and S. A. Kauffman, *Phys. Rev. Lett.*, **93**, 048701 (2004).
  - [21] A. Pomerance, E. Ott, M. Girvan, and W. Losert, *Proc. Natl. Acad. Sci. U.S.A.*, **106**, 8209 (2009).
  - [22] H. L. D. de S. Cavalcante, D. J. Gauthier, J. E. S. Socolar, and R. Zhang, *Phil. Trans. R. Soc. A*, **368**, 495 (2010).
  - [23] J. Norrell, B. Samuelsson, and J. E. S. Socolar, *Phys. Rev. E*, **76**, 046122 (2007).
  - [24] T. M. Cover and J. A. Thomas, *Elements of Information*

*Theory* (Wiley, New York, 1991) Chap. 2.