

About Transgressive Over-Yielding in the Chemostat

D. Dochain¹, P. de Leenheer² and A. Rapaport^{3*}

¹ CESAME, U.C. Louvain, Belgium (e-mail: Denis.Dochain@uclouvain.be)

² Math. Dept., Univ. Florida, USA (e-mail: deleenhe@ufl.edu)

³ UMR INRA/SupAgro 'MISTEA' and INRA-INRIA associated team 'MODEMIC',
Montpellier, France (e-mail: rapaport@supagro.inra.fr)

June 20, 2012

Abstract

We show that for certain configurations of two chemostats fed in parallel, the presence of two different species in each tank can improve the yield of the whole process, compared to the same configuration having the same species in each volume. This leads to a (so-called) “transgressive over-yielding” due to spatialization.

Key-words. Chemostat, steady-state, optimization, over-yielding.

1 Introduction

The study of biodiversity and environment on the functioning of ecosystems is one of the most important issues in ecology nowadays (see for instance [12]).

Recent investigations on the functioning of microbial ecosystems has revealed that combinations of certain species and resources enhance the functioning of the overall ecosystem, leading to a “transgressive over-yielding” ([13, 8]). In those experiments, the environment is modified by altering the composition of the resources and its richness ([16]). In the literature in ecology, the consideration of spatial heterogeneity in the environment (niches, islands...) is often promoted as a leading factor for the explanation and prediction of abundance and distribution of species and resources in ecosystems. Comparatively, the influence of the spatialization on the performances of the functioning of ecosystems has been much more rarely studied ([2]).

From the view point of the industry of biotechnology and waste water treatment, the spatial decoupling of bio-transformation is known to impact significantly the yield conversion, and engineers are looking for design of bio-processes that offer the best performances (see [9, 7, 1, 4]). For instance, a series of continuous stirred bioreactors is known to be potentially more efficient than a single one (for precise distributions of the volumes) in [6, 5, 10]. Recent investigations on the chemostat model have revealed that other simple spatial motifs, such as parallel interconnections of tanks, can also present interesting benefits ([3]). In this framework, most of the studies are conducted for a single species. Only a few of them investigate the role of biodiversity and spatial heterogeneity on the performances of the ecosystem ([15, 11]).

In the present work, we show that spatialization can be another factor responsible for a transgressive over-yielding. For this purpose, we consider the usual framework of the chemostat and show that splitting one volume into two tanks in parallel with different dilution rates can enhance the performances at steady state when two different species are present in each vessel, compared to the situations of having the same species present in both volumes. Here, optimal performance is achieved when the value of the nutrient at steady state in the outflow of the system is minimized. This notion is inspired by the scenario of waste water treatment processes where the input nutrient to the reactor is the pollutant, and the purpose of the treatment plant is to minimize the pollutant concentration.

*corresponding author

We first study the case of a single species and show that two reactors in parallel instead of one does not bring any benefit, although bypassing one tank may improve the performance in some cases. Then, we give sufficient conditions for the growth curves of two species that guarantee the existence of two tanks configurations that offer a transgressive over-yielding.

2 One species

2.1 One reactor

Let a chemostat be operated with constant volumetric flow rate Q , constant volume V , and constant input nutrient concentration S^{in} . We call $D = Q/V$ the dilution rate. In case only 1 species is present, the equations for the nutrient concentration $S(t)$ and the species concentration $x(t)$, are:

$$\dot{S} = D(S^{in} - S) - \frac{f(S)}{\gamma}x \quad (1)$$

$$\dot{x} = x(f(S) - D) \quad (2)$$

where $\gamma \in (0, 1]$ is the yield of the conversion of nutrient into species biomass, and $f(S)$ is the per capita growth rate, a smooth, increasing function (with $f'(S) > 0$ for all $S \geq 0$) with $f(0) = 0$. We also assume that f is concave, i.e. $f''(S) \leq 0$ for all $S \geq 0$. Finally, we let $D^* = f(S^{in})$.

A typical example satisfying all these conditions would be the Monod function $f(S) = mS/(a + S)$ for positive a and m .

The first statement of the following result is well-known (see for instance the textbook [14]).

Proposition 1 *Let $x(0) > 0$. Every solution $(S(t), x(t))$ of (1) – (2) satisfies:*

$$\lim_{t \rightarrow +\infty} S(t) = \lambda(D),$$

where

$$\lambda(D) = f^{-1}(D), \text{ if } D \leq D^*, \text{ and } = S^{in}, \text{ if } D > D^* \quad (3)$$

The (continuous) function $\lambda(D)$ is increasing on $[0, D^*)$ (since $\lambda' > 0$ there) and nondecreasing on $[0, +\infty)$. $\lambda(D)$ is convex if $D \in [0, D^*)$ (since $\lambda'' \geq 0$ there), but not if $D \in [D^*, \infty)$.

Proof. That $\lambda(D)$ is continuous, is obvious from the definition, and that it is increasing on $[0, D^*)$ follows from the fact that it is the inverse function of the increasing function $f(S)$, $S \in [0, S^{in}]$. To show the convexity of $\lambda(D)$ for $D \in [0, D^*)$ we implicitly differentiate $f^{-1}(f(S)) = S$, $S \in [0, S^{in}]$, twice:

$$(f^{-1})'(f(S))f'(S) = 1$$

$$\Rightarrow (f^{-1})''(f(S))(f'(S))^2 + (f^{-1})'(f(S))f''(S) = 0,$$

and thus that

$$(f^{-1})'' = -\frac{(f^{-1})'f''}{(f')^2}$$

Since $f' > 0$ and hence also $(f^{-1})' > 0$, and since $f'' \leq 0$, it follows that $(f^{-1})'' \geq 0$, hence f^{-1} is convex, and therefore so is $\lambda(D)$ as long as $D \in [0, D^*)$. Nonconvexity of $\lambda(D)$ when $D \in [0, +\infty)$ follows by picking an arbitrary $\bar{D} > D^*$, and letting $D^* = p0 + (1 - p)\bar{D}$ for an appropriate $p \in (0, 1)$. It follows that:

$$\lambda(p0 + (1 - p)\bar{D}) = \lambda(D^*) = S^{in}$$

$$> (1 - p)S^{in} = (1 - p)\bar{D} = p\lambda(0) + (1 - p)\lambda(\bar{D}),$$

and thus $\lambda(D)$ is not convex if $D \in [0, +\infty)$. ■

2.2 Two reactors

Assume that we split the inflow channel to the chemostat in two channels, and the reactor volume in two parts. The first reactor is fed by the first channel with volumetric flow rate αQ for some $\alpha \in [0, 1]$ and it has volume rV for some $r \in [0, 1]$. The second reactor is fed by the second channel with volumetric flow rate $(1 - \alpha)Q$, and it has volume $(1 - r)V$. Note that the total reactor volume of both reactors equals the initial single reactor volume. Note also that the initial inflow channel has simply been split into two channels. Of course, we assume that for both species into bioreactors optimal environmental conditions (temperature, pH etc.) are applied.

To determine the asymptotic value of the nutrient concentration in each of the two reactors, we use the Proposition from the previous section. This value is completely determined by the dilution rate that each reactor experiences. For the first reactor, this dilution rate is

$$\frac{\alpha Q}{rV} = \frac{\alpha}{r}D,$$

whereas it is

$$\frac{(1 - \alpha)Q}{(1 - r)V} = \frac{1 - \alpha}{1 - r}D$$

for the second reactor. Therefore, the asymptotic nutrient values are

$$\lambda\left(\frac{\alpha}{r}D\right) \text{ and } \lambda\left(\frac{1 - \alpha}{1 - r}D\right),$$

in the first and second reactor respectively. Assume that we mix the outflows of both reactors (in the same proportions α and $1 - \alpha$ as the volumetric flow rates at their respective input channels). The asymptotic value of the nutrient in the mixture is then given by the function

$$F(\alpha, r) := \alpha\lambda\left(\frac{\alpha}{r}D\right) + (1 - \alpha)\lambda\left(\frac{1 - \alpha}{1 - r}D\right), \quad (4)$$

where $(\alpha, r) \in (0, 1)^2$. Clearly, this function is smooth in $(0, 1)^2$. We would like to extend it to $[0, 1]^2$. First we extend it continuously to $(\alpha, r) \neq (0, 0)$ and $\neq (1, 1)$ by defining

$$\begin{aligned} F(\alpha, 0) &:= \alpha S^{in} + (1 - \alpha)\lambda((1 - \alpha)D) \text{ for } \alpha > 0, \\ F(\alpha, 1) &:= \alpha\lambda(\alpha D) + (1 - \alpha)S^{in} \text{ for } \alpha < 1 \end{aligned}$$

Finally, we continuously extend it to $[0, 1]^2$ by defining:

$$F(0, 0) = F(1, 1) := \lambda(D)$$

An important property of F is that:

$$F(\alpha, r) = \lambda(D), \text{ whenever } \alpha = r.$$

This is not surprising since all configurations with $\alpha = r$ result in the same dilution rate D for each of the two reactors, which is the same as the dilution rate of the initial single reactor. The asymptotic nutrient concentrations in each reactor will be the same, and equal to $\lambda(D)$, which equals the asymptotic nutrient concentration of the single reactor. The mixing of these concentrations with proportions α and $1 - \alpha$, yields $\lambda(D)$. In other words, for these configurations, the splitting of the reactor is merely artificial, and the asymptotic outcome is the same as if the reactor would not have been split at all.

An obvious question is to determine those configurations (α, r) where $F(\alpha, r)$ is minimal, and also to see if these minima are lower than the corresponding value $\lambda(D)$ which is obtained in case of a single reactor (or in case of any configuration satisfying $\alpha = r$ in view of the remark above)

We first define a convex polygonal region in the unit square $[0, 1]^2$:

$$C = \{(\alpha, r) \in [0, 1]^2 \mid (\alpha/r)D \leq D^* \text{ and } ((1-\alpha)/(1-r))D \leq D^*\}$$

and we note that C is a nontrivial set (i.e. has nonzero Lebesgue measure) if and only if

$$D < D^*,$$

an assumption we make in the remainder of this paper. This condition on D simply expresses that in case of a single reactor, the asymptotic nutrient concentration $\lambda(D)$ will be strictly less than the maximal possible value S^{in} . Next, we also define two triangular regions in $[0, 1]^2$:

$$\begin{aligned} T_1 &= \{(\alpha, r) \in [0, 1]^2 \mid (\alpha/r)D > D^*\} \\ T_2 &= \{(\alpha, r) \in [0, 1]^2 \mid ((1-\alpha)/(1-r))D > D^*\} \end{aligned}$$

and we note that C , T_1 and T_2 are pairwise disjoint, and that they cover $[0, 1]^2$.

The following Lemma is useful for the following.

Lemma 1 *The function*

$$\delta : (\alpha, r) \in [0, 1] \times (0, 1] \mapsto \frac{\alpha^2}{r} \tag{5}$$

is convex on its domain.

Proof. One has

$$\delta_\alpha = \frac{2\alpha}{r}, \quad \delta_r = -\frac{\alpha^2}{r^2},$$

and furthermore

$$\delta_{\alpha\alpha} = \frac{2}{r}, \quad \delta_{rr} = 2\frac{\alpha^2}{r^3}, \quad \delta_{\alpha r} = -\frac{2\alpha}{r^2}.$$

It follows that

$$\delta_{\alpha\alpha} > 0, \quad \delta_{rr} > 0, \quad \delta_{\alpha\alpha}\delta_{rr} - \delta_{\alpha r}^2 = 0.$$

Thus the Hessian of δ is positive semi-definite. ■

We introduce the following function

$$T^{in}(D) = \lambda(D) + D\lambda'(D) \tag{6}$$

that plays an important role in the following.

The following Proposition shows that the performance of a single species chemostat can only be improved if S^{in} is small enough, and this is achieved by bypassing the second reactor with a unique, specific flow rate.

Proposition 2 *The restriction of F to the convex set C , $F|_C$, is convex. Moreover there holds that*

$$\min_{[0,1]^2} F = \begin{cases} \lambda(D) = F(\alpha, \alpha), \forall \alpha \in [0, 1], \text{ for } S_{in} \geq T^{in}(D) \\ \min_\alpha F(\alpha, 0) < \lambda(D), \text{ for } S_{in} < T^{in}(D) \end{cases}$$

Proof. Let us first show that $F|_C$ is convex. We consider the functions L and R defined on C :

$$L(\alpha, r) = \alpha\lambda\left(\frac{\alpha}{r}D\right), \quad R(\alpha, r) = (1-\alpha)\lambda\left(\frac{1-\alpha}{1-r}D\right) \tag{7}$$

and show that L and R are convex on C .

Let $(\alpha_1, r_1), (\alpha_2, r_2)$ belong to C and μ be a number in $[0, 1]$. One has

$$\begin{aligned}\Gamma &= \mu L(\alpha_1, r_1) + (1 - \mu)L(\alpha_2, r_2) \\ &= \mu\alpha_1\lambda\left(\frac{\alpha_1}{r_1}D\right) + (1 - \mu)\alpha_2\lambda\left(\frac{\alpha_2}{r_2}D\right) \\ &= (\mu\alpha_1 + (1 - \mu)\alpha_2) \left[\frac{\mu\alpha_1}{\mu\alpha_1 + (1 - \mu)\alpha_2} \lambda\left(\frac{\alpha_1}{r_1}D\right) \right. \\ &\quad \left. + \frac{(1 - \mu)\alpha_2}{\mu\alpha_1 + (1 - \mu)\alpha_2} \lambda\left(\frac{\alpha_2}{r_2}D\right) \right]\end{aligned}$$

By convexity of the function λ , it follows

$$\begin{aligned}\Gamma &\geq (\mu\alpha_1 + (1 - \mu)\alpha_2)\lambda\left(\frac{\mu\alpha_1^2/r_1 + (1 - \mu)\alpha_2^2/r_2}{\mu\alpha_1 + (1 - \mu)\alpha_2}D\right) \\ &= (\mu\alpha_1 + (1 - \mu)\alpha_2)\lambda\left(\frac{\mu\delta(\alpha_1, r_1) + (1 - \mu)\delta(\alpha_2, r_2)}{\mu\alpha_1 + (1 - \mu)\alpha_2}D\right)\end{aligned}$$

The function λ being increasing and δ being convex (see the former Lemma), one obtains

$$\begin{aligned}\Gamma &\geq (\mu\alpha_1 + (1 - \mu)\alpha_2) \cdot \\ &\quad \lambda\left(\frac{\delta(\mu\alpha_1 + (1 - \mu)\alpha_2, \mu r_1 + (1 - \mu)r_2)}{\mu\alpha_1 + (1 - \mu)\alpha_2}D\right) \\ &= (\mu\alpha_1 + (1 - \mu)\alpha_2)\lambda\left(\frac{\mu\alpha_1 + (1 - \mu)\alpha_2}{\mu r_1 + (1 - \mu)r_2}D\right) \\ &= L(\mu\alpha_1 + (1 - \mu)\alpha_2, \mu r_1 + (1 - \mu)r_2)\end{aligned}$$

Similarly, it can be shown that R is convex on C . The function F being the sum of the two functions L and R , one concludes that F is also convex on C .

For $(\alpha, r) \in \text{int}(C)$, we have that

$$F_\alpha = \lambda\left(\frac{\alpha}{r}D\right) + \frac{\alpha D}{r}\lambda'\left(\frac{\alpha}{r}D\right) - \lambda\left(\frac{1 - \alpha}{1 - r}D\right) \quad (8)$$

$$- \frac{(1 - \alpha)D}{1 - r}\lambda'\left(\frac{1 - \alpha}{1 - r}D\right) \quad (9)$$

$$F_r = -\frac{\alpha^2 D}{r^2}\lambda'\left(\frac{\alpha}{r}D\right) + \frac{(1 - \alpha)^2 D}{(1 - r)^2}\lambda'\left(\frac{1 - \alpha}{1 - r}D\right) \quad (10)$$

We note from (9) and (10) that every point on the diagonal where $\alpha = r$ in $\text{int}(C)$ is a critical point, i.e.:

$$F_\alpha|_{\alpha=r} = F_r|_{\alpha=r} = 0,$$

and thus, since F is convex in C , it follows that

$$\min_C F = \lambda(D) = F(\alpha, \alpha), \quad \forall \alpha \in [0, 1] \quad (11)$$

Since $[0, 1]^2$ is the disjoint union of C , T_1 and T_2 , the proof of the Proposition will be complete if we study the minimisation of F on T_1 and T_2 . Notice that $T_2 = \{(\alpha, r) \in [0, 1]^2 \mid (1 - \alpha, 1 - r) \in T_1\}$ and $F(\alpha, r) = F(1 - \alpha, 1 - r)$. Consequently, one has $\min_{T_1} F = \min_{T_2} F$, and we can study the restriction of F to T_1 only. When $(\alpha, r) \in T_1$, then

$$F(\alpha, r) = \alpha S^{in} + (1 - \alpha)\lambda\left(\frac{1 - \alpha}{1 - r}D\right)$$

Note that F has no critical points in $\text{int}(T_1)$ because

$$F_r = \frac{(1-\alpha)^2 D}{(1-r)^2} \lambda' \left(\frac{1-\alpha}{1-r} D \right) > 0,$$

and thus the extrema of $F|_{T_1}$ are necessarily located on the boundary of T_1 . We calculate the values of F on the various parts of the boundary of T_1 , and bound them below:

$$\begin{aligned} F(\alpha, 0) &= \alpha S^{in} + (1-\alpha)\lambda((1-\alpha)D) \\ F(1, r) &= S^{in} \geq \lambda(D) \\ F\left(\alpha, \alpha \frac{D}{D^*}\right) &= \alpha S^{in} + (1-\alpha)\lambda\left(\frac{1-\alpha}{1-\alpha \frac{D}{D^*}} D\right) \\ &\geq \alpha S^{in} + (1-\alpha)\lambda((1-\alpha)D) = F(\alpha, 0) \end{aligned}$$

where we used that $\lambda(\cdot)$ is non-decreasing. One has

$$\begin{aligned} F_\alpha(\alpha, 0) &= S^{in} - \lambda((1-\alpha)D) - D\lambda'((1-\alpha)D)(1-\alpha) \\ F_{\alpha\alpha}(\alpha, 0) &= 2D\lambda'((1-\alpha)D) + D^2\lambda''((1-\alpha)D)(1-\alpha) \end{aligned}$$

and one concludes that $\alpha \mapsto F(\alpha, 0)$ is strictly convex, λ being a convex increasing function on the domain $[0, D]$. Furthermore, one has

$$\begin{aligned} F_\alpha(0, 0) &= S^{in} - T^{in}(D) \\ F_\alpha(1, 0) &= S^{in} \end{aligned}$$

Consequently, the unique minimum of $F(\alpha, 0)$ over α is reached at $\alpha = 0$ exactly when $F_\alpha(0, 0) \geq 0$, that is to write $S^{in} \geq T^{in}(D)$. Finally, notice that one has $F(0, 0) = \lambda(D)$ and the proof of the Proposition now follows from (11). ■

Remark 1 When $S_{in} < T^{in}(D)$ the best configuration is obtained for the by-pass of one tank with α different than 0 or 1. For the Monod function, the threshold on S^{in} has the following expression

$$T^{in}(D) = \frac{Da}{m-D} \left(1 + \frac{m}{m-D} \right).$$

3 Two species

We consider two species with respective per capita growth rate functions f_1 and f_2 , satisfying the conditions of a single species we imposed in the previous section. We assume that there is a unique $\bar{S} \in (0, S^{in})$ such that

$$\begin{aligned} f_1(S) &> f_2(S) \text{ if } S \in (0, \bar{S}) \\ f_2(S) &> f_1(S) \text{ if } S \in (\bar{S}, +\infty) \end{aligned}$$

and we let

$$\bar{D} = f_1(\bar{S}) = f_2(\bar{S}), \quad D_1^* = f_1(S^{in}), \quad D_2^* = f_2(S^{in})$$

We assume as before that

$$D < \min(D_1^*, D_2^*)$$

Definition 1 We say that a configuration $(\alpha, r) \in (0, 1)^2$ corresponds to transgressive overyielding if

$$\begin{aligned} G(\alpha, r) &:= \alpha\lambda_1\left(\frac{\alpha}{r}D\right) + (1-\alpha)\lambda_2\left(\frac{1-\alpha}{1-r}D\right) \\ &< \min(F_1(\alpha, r), F_2(\alpha, r)), \end{aligned} \quad (12)$$

where λ_i is defined as in (3) but with $f = f_i$ and $D^* = D_i^*$, and F_i is defined as in (4) but with $\lambda = \lambda_i$.

Let us first consider the case where $\alpha = r$. Then

$$\begin{aligned} G(\alpha, \alpha) &= \alpha\lambda_1(D) + (1-\alpha)\lambda_2(D) \\ F_1(\alpha, \alpha) &= \alpha\lambda_1(D) + (1-\alpha)\lambda_1(D) = \lambda_1(D) \\ F_2(\alpha, \alpha) &= \alpha\lambda_2(D) + (1-\alpha)\lambda_2(D) = \lambda_2(D) \end{aligned}$$

Consequently, since any convex combination of two non-negative numbers cannot be smaller than the smallest of these two numbers, it follows that

$$\begin{aligned} G(\alpha, \alpha) &= \alpha\lambda_1(D) + (1-\alpha)\lambda_2(D) \\ &\geq \min(\lambda_1(D), \lambda_2(D)) = \min(F_1(\alpha, \alpha), F_2(\alpha, \alpha)), \end{aligned} \quad (13)$$

which implies that no configuration with $\alpha = r$ can correspond to transgressive overyielding. Moreover, if $\lambda_1(D) \neq \lambda_2(D)$, then the inequality in (13) is strict for all $\alpha \in (0, 1)$. By continuity of G, F_1 and F_2 this inequality remains strict for all configurations (α, r) near such configurations where $\alpha = r$ and $\alpha \in (0, 1)$, implying that we will not find configurations corresponding to transgressive overyielding nearby. On the other hand, if $\lambda_1(D) = \lambda_2(D) = \bar{S}$, or equivalently if $D = \bar{D}$, then the inequality in (13) reduces to an equality for all $\alpha \in (0, 1)$. In this case we show that there always exist configurations nearby corresponding to transgressive overyielding.

The two next Propositions show that there always exist configurations of two parallel chemostats with only one of the species in each reactor volume that perform better than in the case in which for the same configuration, only one of the species is present in both reactors, regardless of the selected species.

Proposition 3 Let $D = \bar{D}$ and fix $\alpha \in (0, 1)$. Then there always exist configurations $(\tilde{\alpha}, \tilde{r})$ near (α, α) that correspond to transgressive overyielding.

Proof. We start with the simple observation that for any $(\tilde{\alpha}, \tilde{r}) \in (0, 1)^2$:

$$\frac{\tilde{\alpha}}{\tilde{r}} \leq 1 \iff \frac{1-\tilde{\alpha}}{1-\tilde{r}} \geq 1$$

Therefore, for fixed $\alpha \in (0, 1)$, we can always find $(\tilde{\alpha}, \tilde{r}) \in (0, 1)^2$ near (α, α) such that

$$\frac{\tilde{\alpha}}{\tilde{r}}\bar{D} < \bar{D} < \frac{1-\tilde{\alpha}}{1-\tilde{r}}\bar{D}$$

Moreover, since $D = \bar{D} < \min(D_1^*, D_2^*)$, we may assume w.l.o.g. that

$$\frac{1-\tilde{\alpha}}{1-\tilde{r}}\bar{D} < \min(D_1^*, D_2^*)$$

The properties of f_1 and f_2 imply that:

$$\begin{aligned} 0 &< \lambda_1\left(\frac{\tilde{\alpha}}{\tilde{r}}\bar{D}\right) < \lambda_2\left(\frac{\tilde{\alpha}}{\tilde{r}}\bar{D}\right) < \bar{S} \\ &< \lambda_2\left(\frac{1-\tilde{\alpha}}{1-\tilde{r}}\bar{D}\right) < \lambda_1\left(\frac{1-\tilde{\alpha}}{1-\tilde{r}}\bar{D}\right) < S^{in} \end{aligned}$$

and thus in particular that:

$$\begin{aligned} 0 &< \lambda_1 \left(\frac{\tilde{\alpha} \bar{D}}{\tilde{r}} \right) < \lambda_2 \left(\frac{\tilde{\alpha} \bar{D}}{\tilde{r}} \right) \\ &< \lambda_2 \left(\frac{1 - \tilde{\alpha} \bar{D}}{1 - \tilde{r}} \right) < \lambda_1 \left(\frac{1 - \tilde{\alpha} \bar{D}}{1 - \tilde{r}} \right) \end{aligned}$$

There holds that

$$\begin{aligned} G(\tilde{\alpha}, \tilde{r}) &= \tilde{\alpha} \lambda_1 \left(\frac{\tilde{\alpha} \bar{D}}{\tilde{r}} \right) + (1 - \tilde{\alpha}) \lambda_2 \left(\frac{1 - \tilde{\alpha} \bar{D}}{1 - \tilde{r}} \right) \\ F_1(\tilde{\alpha}, \tilde{r}) &= \tilde{\alpha} \lambda_1 \left(\frac{\tilde{\alpha} \bar{D}}{\tilde{r}} \right) + (1 - \tilde{\alpha}) \lambda_1 \left(\frac{1 - \tilde{\alpha} \bar{D}}{1 - \tilde{r}} \right) \\ F_2(\tilde{\alpha}, \tilde{r}) &= \tilde{\alpha} \lambda_2 \left(\frac{\tilde{\alpha} \bar{D}}{\tilde{r}} \right) + (1 - \tilde{\alpha}) \lambda_2 \left(\frac{1 - \tilde{\alpha} \bar{D}}{1 - \tilde{r}} \right) \end{aligned}$$

Noting that each of $G(\tilde{\alpha}, \tilde{r})$, $F_1(\tilde{\alpha}, \tilde{r})$ and $F_2(\tilde{\alpha}, \tilde{r})$ is a convex combination with the same weights $\tilde{\alpha}$ and $1 - \tilde{\alpha}$ of a pair of distinct positive numbers from a collection of four positive numbers that are ordered as indicated by (14), it follows that:

$$G(\tilde{\alpha}, \tilde{r}) < \min(F_1(\tilde{\alpha}, \tilde{r}), F_2(\tilde{\alpha}, \tilde{r})),$$

and thus the configuration $(\tilde{\alpha}, \tilde{r})$ corresponds to transgressive overyielding. ■

The case where $D \neq \bar{D}$, can be handled similarly:

Proposition 4 *Let $D \neq \bar{D}$. Then there exist $(\alpha, r) \in (0, 1)^2$ such that*

$$\frac{\alpha}{r} D < \bar{D} < \frac{1 - \alpha}{1 - r} D < \min(D_1^*, D_2^*) \quad (14)$$

and this configuration (α, r) corresponds to transgressive overyielding.

Proof. Using the fact that $\bar{D}, D < \min(D_1^*, D_2^*)$, it is not hard to show that there always exist $(\alpha, r) \in (0, 1)^2$ such that (14) holds. Indeed, the half spaces $\{(\alpha, r) | \alpha/r < D/\bar{D}\}$ and $\{(\alpha, r) | (1 - \alpha)/(1 - r) < \min(D_1^*, D_2^*)/D\}$ are easily seen to intersect in the open unit square $(0, 1)^2$. From this follows that (14) holds with $(\tilde{\alpha}, \tilde{r})$ replaced by (α, r) , and then the rest of the proof of the previous Proposition can be carried out with $(\tilde{\alpha}, \tilde{r})$ replaced by (α, r) . In conclusion, the configuration (α, r) corresponds to transgressive overyielding. ■

4 Numerical examples

We consider two species whose graphs of growth functions f_i ($i = 1, 2$) intersect away from zero :

$$f_1(s) = \frac{2s}{3 + s}, \quad f_2(s) = \frac{s}{0.3 + s}$$

One can easily check that $f_1(S^*) = f_2(S^*)$ for $S^* = 2.4$. For the simulations, we have chosen $D = 0.9$ that is slightly above $f_1(S^*) = f_2(S^*) = 0.88$ (see Figure 1). For this value of the dilution rate D , the break-even concentrations of the two species are

$$\lambda_1(D) = 2.499, \quad \lambda_2(D) = 2.993$$

The thresholds given by formula (6) are

$$T_1^{in}(D) = 7.08, \quad T_2^{in}(D) = 35.84$$

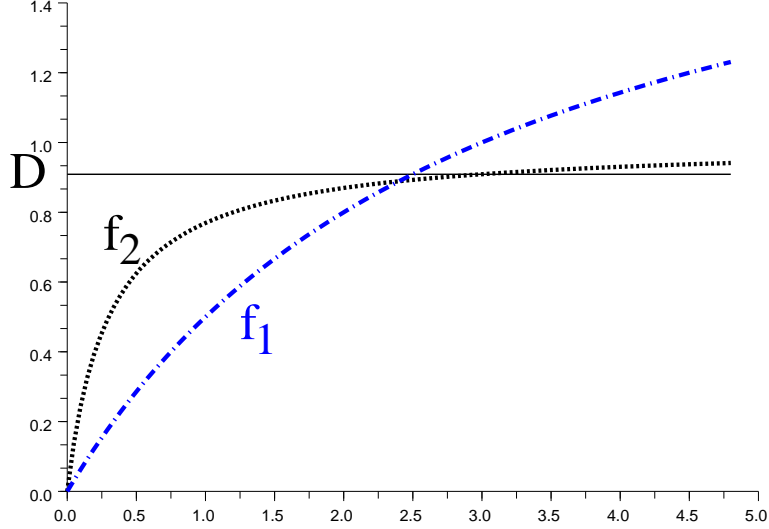


Figure 1: Growth curves and dilution rate D

S^{in}	40	10	5
$\min_{\alpha} F_1(\alpha, 0)$	2.50 ($= \lambda_1(D)$)	2.50 ($= \lambda_1(D)$)	2.35
$\min_{\alpha} F_2(\alpha, 0)$	2.99 ($= \lambda_2(D)$)	2.21	1.61

Table 1: Best values of by-pass configurations.

We have studied numerically three values of S^{in} , larger than both thresholds, in between or lower. The best values for the bypass configurations are reported on the following table. For $S^{in} = 40$, the best configuration is obtained for $\alpha = 0.41$ and $r = 0.36$ that achieves the minimum of G equal to 0.234, which represents a gain of 12% compared to having the best species (the first one) in a single tank. Accordingly to the Table 1, the best configurations for $S^{in} = 10$ and $S^{in} = 5$ are obtained for the bypass of the first tank, using the second species only in the second tank (although this species has the worst break-even concentration). Nevertheless, we show on Figures 2 and 3 the benefit of the parallel configuration with non-null volumes for different distributions of the volumes given by the parameter r .

One can check that in any case the minimum of $G(\cdot, r)$ over α is lower than $\min(\lambda_1(D), \lambda_2(D))$ and is reached for a value of α close to r .

5 Conclusion

Our main contribution is to show that whatever are monotonic growth rate functions of two species, whose graphs have an intersection away from the origin, there always exist configurations of two parallel chemostats with only one of the species in each reactor volume that perform better than in the case in which for the same configuration, only one of the species is present in both reactors, regardless of the selected species. We believe that this result is of interest for potential applications in bio-industry. Further investigations could be conducted to determine more precisely what gain could be expected. Our simulations show that this gain could be significant.

Acknowledgments This research was initiated at INRA in Montpellier during a visit of DD and PDL there. They wish to express their gratitude for the opportunity. PDL thanks VLAC (Vlaams Academisch

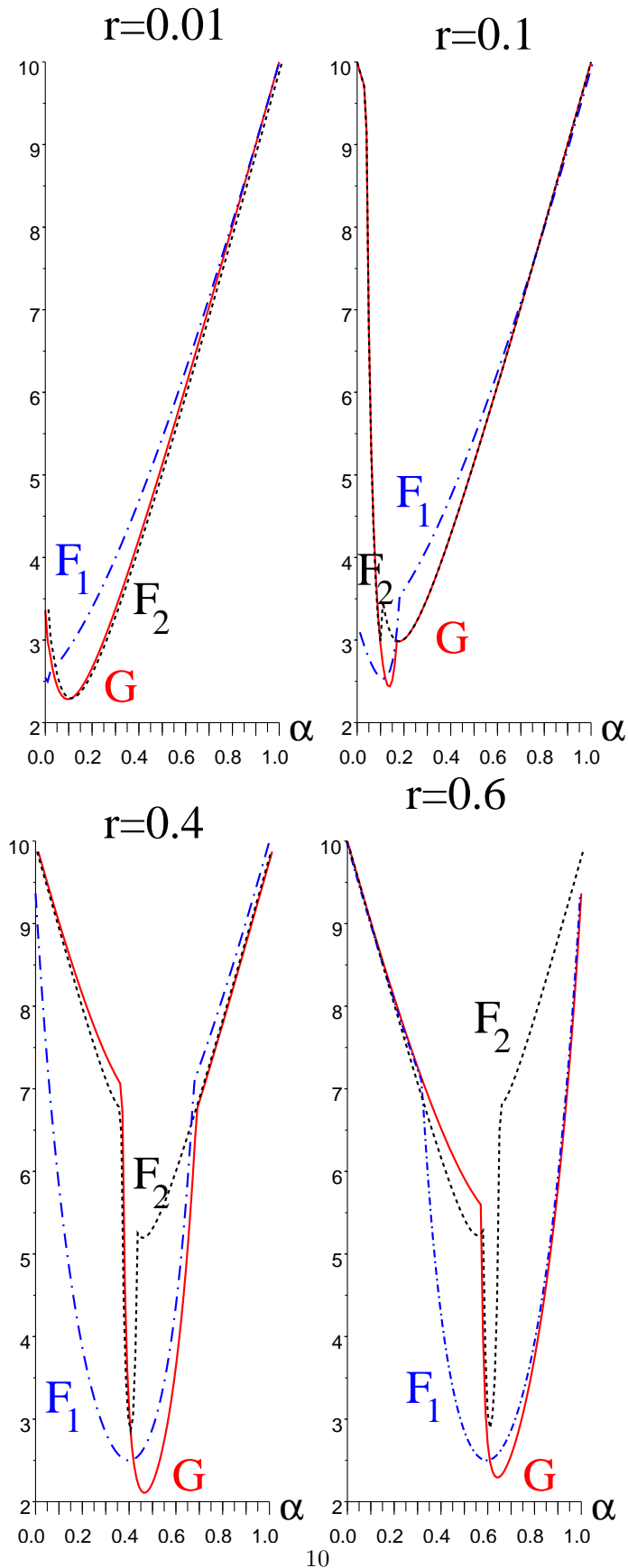


Figure 2: Graphs of $F_i(\cdot, r)$ and $G(\cdot, r)$ for $S^{in} = 10$

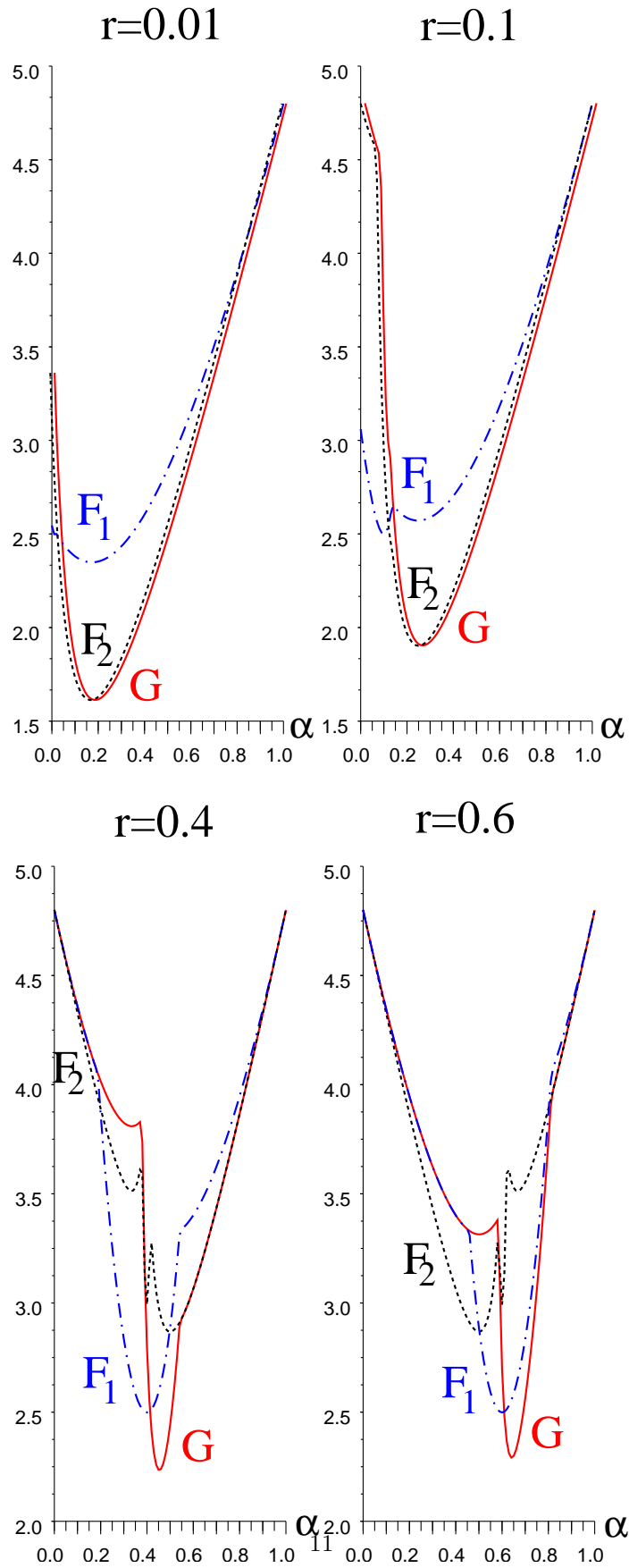


Figure 3: Graphs of $F_i(\cdot, r)$ and $G(\cdot, r)$ for $S^{in} = 5$

Centrum) for hosting him as a research fellow during a sabbatical leave from the University of Florida. PDL also gratefully acknowledges support received from the University of Florida through a Faculty Enhancement Opportunity, and the Université Catholique de Louvain-la-Neuve for providing him with a visiting professorship in the fall of 2011.

References

- [1] C. de Gooijer, W. Bakker, H. Beftink, and J. Tramper. Bioreactors in series : an overview of design procedures and practical applications. *Enzyme and Microbial Technology*, 18:202–219, 1996.
- [2] B. Eriksson, A. Rubach, and H. Hillebrand. Biotic habitat complexity controls species diversity and nutrient effects on net biomass production. *Ecology*, 87:246–254, 2006.
- [3] I. Haidar, A. Rapaport, and F. Grard. Effects of spatial structure and diffusion on the performances of the chemostat. *Mathematical Biosciences and Engineering*, 8(4):953–971, 2011.
- [4] J. Harmand and D. Dochain. Towards a unified approach for the design of interconnected catalytic and auto-catalytic reactors. *Computers and Chemical Engineering*, 30:70–82, 2005.
- [5] J. Harmand, A. Rapaport, and A. Dramé. Optimal design of 2 interconnected enzymatic reactors. *Journal of Process Control*, 14(7):785–794, 2004.
- [6] J. Harmand, A. Rapaport, and A. Trofino. Optimal design of two interconnected bioreactors—some new results. *AIChE Journal*, 49(6):1433–1450, 2003.
- [7] G. Hill and C. Robinson. Minimum tank volumes for cfst bioreactors in series. *The Canadian Journal of Chemical Engineering*, 67:818–824, 1989.
- [8] S. Langenheder, M. Bulling, M. Solan, and J. Prosser. Bacterial biodiversity-ecosystem functioning relations are modified by environmental complexity. *Plos One*, 5(5):e10834, 2010.
- [9] K. Luyben and J. Tramper. Optimal design for continuously stirred tank reactors in series using michaelis-menten kinetics. *Biotechnology and Bioengineering*, 24:1217–1220, 1982.
- [10] M. Nelson and H. Sidhu. Evaluating the performance of a cascade of two bioreactors. *Chemical Engineering Science*, 61:3159–3166, 2006.
- [11] A. Rapaport, J. Harmand, and F. Mazenc. Coexistence in the design of a series of two chemostats. *Nonlinear Analysis: Real World Applications*, 9:1052–1067, 2008.
- [12] T. Replansky and G. Bell. The relationship between environmental complexity, species diversity and productivity in a natural reconstructed yeast community. *OIKOS*, 118:233–39, 2009.
- [13] B. Schmid, A. Hector, P. Saha, and M. Loreau. Biodiversity effects and transgressive overyielding. *J Plant Ecol*, 1:95–102, 2008.
- [14] H. Smith and P. Waltman. *The theory of chemostat, dynamics of microbial competition*,. Cambridge University Press – Cambridge Studies in Mathematical Biology, 1995.
- [15] G. Stephanopoulos and A. Fredrickson. Effect of inhomogeneities on the coexistence of competing microbial populations. *Biotechnology and Bioengineering*, 21:1491–1498, 1979.
- [16] J. Tylianakis, T. Rand, A. Kahmen, A. Klein, and N. Buchmann. Resource heterogeneity moderates the biodiversity-function relationship in real world ecosystems. *PLoS Biol*, 6:e122, 2008.