

Atoms in the anionic domain, $Z < N$

Gabriel Gil and Augusto Gonzalez

Instituto de Cibernetica, Matematica y Fisica, Calle E 309, Vedado, Ciudad Habana, Cuba

We study atoms with N electrons, and nuclear charge Z . It is well known that the cationic regime, $Z > N$ is qualitatively described by Thomas-Fermi theory. The anionic regime, $Z < N$, on the other hand, is characterized by an instability threshold at $Z_c \lesssim N - 1$, below which the atom spontaneously emits an electron. We compute the slope of the energy curve at $Z = N - 1$ by means of a simple model that depends on the electron affinity and the covalent radius of the neutral atom with $N - 1$ electrons. This slope is used in order to estimate Z_c , which is compared with previous numerical results. Extrapolation of the linear behaviour in the opposite direction, up to $Z = N$, allows us to estimate the ionization potential of the atom with N electrons. The fact that the obtained ionization potentials are qualitatively correct is an indication that, with regard to certain properties, neutral atoms are closer to the anionic instability threshold than they are to the Thomas-Fermi, large Z , regime. A regularized series is written for the ionization potential that fits both, the large Z and $Z \rightarrow Z_c$ regimes.

PACS numbers: 32.30.-r, 32.10.Hq, 31.15.-p

I. INTRODUCTION

Qualitative understanding of phenomena come from very simple models that capture their essence. In atoms, perhaps the most successful simple models are the famous Thomas-Fermi (TF) theory^{1,2}, and the large- D expansion³, leading, the latter, to a qualitative picture similar to the one devised by Lewis long ago⁴.

The theory by Thomas and Fermi is a mean-field one in which the scaling properties of the kinetic energy and Coulomb potentials are apparent. This fact leads to a universal relation for the energy of the atom with N electrons and charge Z ,² $E_{TF}(N, Z) = N^{7/3} f(N/Z)$, or for the ionization potential⁵, $I_p(N, Z) = N^{4/3} g(N/Z)$, where the universal functions f and g depend only on the combination N/Z .

According to TF theory, for a fixed ratio N/Z , the ionization potential (or the electron affinity, E_a) should behave as $E_a \sim N^{4/3}$, when N increases. This is the correct dependence for cations ($N < Z$), even for small N values, as can be seen in the upper panel of Fig. 1, but it breaks down for neutral atoms ($N = Z$), where I_p or E_a , apart from fluctuations due to shell effects, take roughly a constant value (Fig. 1, lower panel).

The reason for such a breaking down of TF predictions for neutral atoms, in certain situations, is the proximity of the anionic instability threshold, that is, the fact that atoms become unstable when $Z < Z_c \lesssim N - 1$.

In our paper, we aim at studying the vicinity of the anionic threshold. We show that a simple physical picture holds at $Z = N - 1$, which is close enough to Z_c , allowing us to accurately compute the slope of the energy curve. Extrapolating this line, we obtain a quite good estimation of Z_c .

The physics of neutral atoms, takes place in an intermediate regime between the TF-region ($Z \gtrsim N$), and the anionic instability region ($Z \lesssim N - 1$). Extrapolating the linear dependence up to $Z = N$, we get an estimation of the ionization potential of the atom with N electrons.

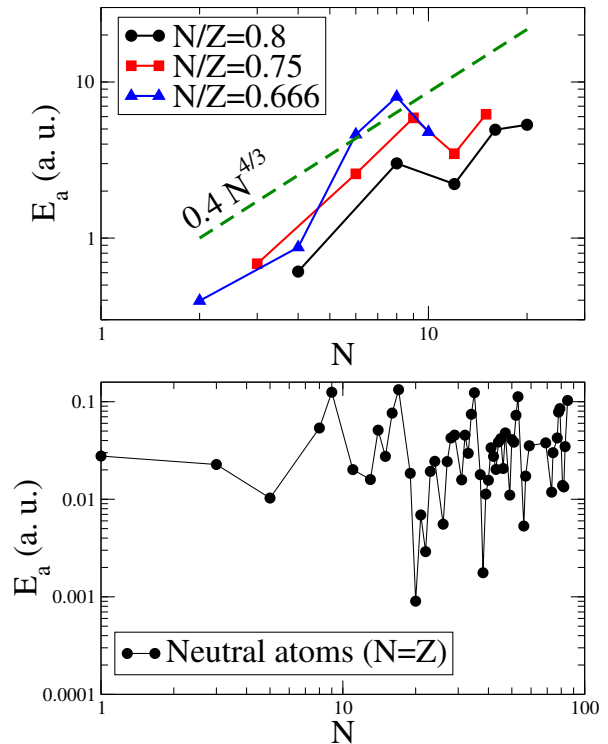


FIG. 1: (Color online) Upper panel: Electron affinities of cations with $N \leq 20$ and fixed N/Z ratios, obtained from the ionization potential of the cation with $N + 1$ electrons. Data are taken from the NIST database⁶. The line $0.4 \sim N^{4/3}$ is drawn as a reference for the slope. Lower panel: Electron affinities of neutral atoms⁷.

The fact that this estimation is qualitatively good, could be understood as an indication that, with regard to certain properties, neutral atoms are closer to the anionic instability region than they are to the cationic, Thomas-Fermi, regime.

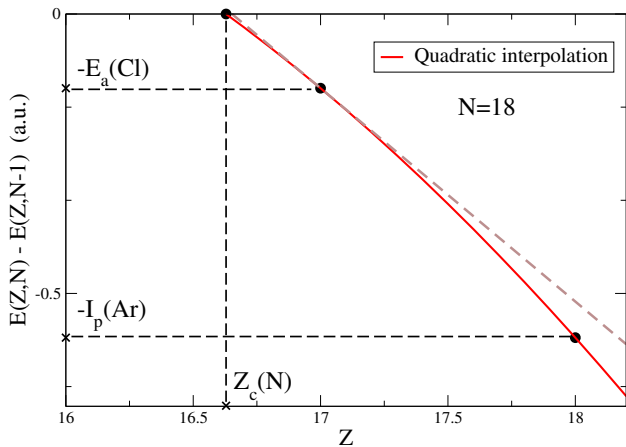


FIG. 2: (Color online) E_b vs Z for Ar-like ions. The solid line quadratically interpolates between the experimental points. The dashed line is the tangent curve at $Z = N - 1$.

II. THE E_b VS Z CURVE

We show in Fig. 2 the binding energy (with negative sign) of the Ar-like atom ($N = 18$) as a function of Z , $E_b = E(Z, N) - E(Z, N - 1)$. $E(Z, N)$ is the energy of the N -electron atom with nuclear charge Z . Notice that, when $Z = N$, E_b equals minus the ionization potential of the N -electron atom, whereas at $Z = N - 1$, E_b is equal to minus the electron affinity of the atom with $N - 1$ electrons.

In the figure, $I_p(\text{Ar})$ and $E_a(\text{Cl})$ are the experimental values. $Z_c = 16.629$ is the estimation by Kais and co-workers⁸. The solid line is an interpolation by means of a second-order polynomial. The dashed line is the tangent curve at $Z = N - 1$. Notice that this line intersects the $E_b = 0$ axis practically at Z_c .

In the next sections, we show that there is a way to accurately compute the slope at $Z = N - 1$, thus allowing a good estimation of Z_c .

On the other hand, the tangent line provides also a crude estimation of the ionization potential of the neutral atom with N electrons, which nevertheless shows the correct dependence on N , as it will be demonstrated below.

III. THE MODEL

As mentioned above, at $Z = Z_c$ the atom spontaneously ionizes by emitting an electron. Thus, near Z_c there should be an electronic orbit with a relatively high characteristic radius. If we think about the Helium atom, for example, we may write the spatial wave function (up to a normalization factor) as:

$$\psi(1, 2) = \phi_c(1)\phi_e(2) + \phi_c(2)\phi_e(1), \quad (1)$$

where 1 and 2 refer to electron coordinates, ϕ_c is the s orbital of the core electron, and ϕ_e - the s orbital of the external electron.

The overlap function between external and core orbitals, $\langle \phi_c | \phi_e \rangle$, should be small. Neglecting overlapping, we may write an effective Schrodinger equation for $\chi = \phi_e r$ which, in the general case, reads:

$$\left\{ -\frac{1}{2} \frac{d^2}{dr^2} + V(r) + \Theta(r - R) \frac{\alpha}{r} + \frac{l(l+1)}{2r^2} \right\} \chi = E_b \chi. \quad (2)$$

$V(r)$ takes account of the short-range interactions with the core electrons. It's effective radius, R , should be similar to the radius of the $N - 1$ electron atom. The long-range Coulomb interaction, acting only for $r > R$, Θ is the step function, exhibits an effective charge $-\alpha = Z - (N - 1)$. l is the angular momentum of the external orbital.

On rigorous terms, it is known⁹ that $N - 2 < Z_c < N - 1$ and that the dependence of E_b on Z is linear near Z_c . The later stament is equivalent to saying that ϕ_e remains normalized at threshold ($\chi \sim \exp -2\sqrt{\alpha_c r}$), thus, by the Feynman-Hellman theorem, the slope can be computed as $-\langle \phi_e | \Theta(r - R) 1/r | \phi_e \rangle / \langle \phi_e | \phi_e \rangle$. The case $Z_c = N - 1$, that is $E_a(N - 1) = 0$, is special.

We shall compute the slope of the enery curve not at Z_c , but when $\alpha = 0$ and the core is strictly neutral. In that case, V supports a bound state at $-E_a$, and χ at large distances behave as:

$$\chi \sim \exp(-\kappa r), \quad (3)$$

where $\kappa = \sqrt{2E_a}$. The term depending on l in Eq. (2) gives rise to corrections that decay still faster with r .

We will use Eq. (3) in order to compute the slope. It corresponds to a kind of zero-range forces theory¹⁰, which, in principle, should be valid when the effective radius of χ , i.e. $1/\sqrt{2E_a}$, is greater than R . The details of the wave function for $r < R$ are not important. We will show below how good this approximation is. For the slope, we get:

$$s = \frac{\int_R^\infty dr e^{-2\kappa r} / r}{\int_R^\infty dr e^{-2\kappa r}} = -2\kappa F(2\kappa R), \quad (4)$$

where $F(x) = e^x \int_x^\infty dy e^{-y} / y$. Turning back to the Ar example, shown in Fig. 2, we notice that the slope that follows from the quadratic interpolation is -0.3818. If we use the experimental $E_a(\text{Cl}) = 0.1328$ a.u., and the covalent radius of Cl, $R_{cov}(\text{Cl}) = 1.8897$ a.u., as an estimation of R , we get from Eq. (4) a slope of -0.3800, quite close to the actual one.

In Fig. 3, we take the covalent radii of atoms with $N - 1$ electrons⁷ as a measure of the core sizes, and compare them with the effective radii of the external orbitals, given by $1/\sqrt{2E_a}$. This figure shows that the zero-range

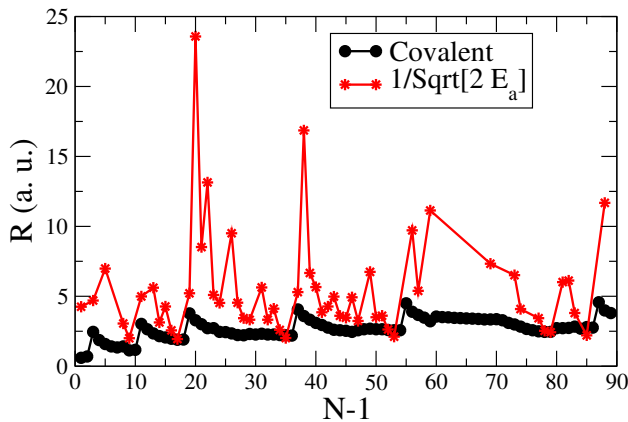


FIG. 3: (Color online) Comparison between the effective radii of the external orbitals, $1/\sqrt{2E_a}$, and the covalent radii of the neutral atoms with $N - 1$ electrons.

forces theory is actually a good approximation in the present case.

IV. THRESHOLD NUCLEAR CHARGES

According to Eq. (4), in the neighborhood of $\alpha = 0$, we may write:

$$E_b \approx -E_a + 2\alpha\kappa F(2\kappa R). \quad (5)$$

The threshold nuclear charge, Z_c , is the charge at which $E_b = 0$. If we write $Z_c = N - 1 - g_c$, then for g_c one gets:

$$g_c \approx \sqrt{E_a}/(2\sqrt{2}F(2\kappa R)). \quad (6)$$

We compare the estimation given by Eq. (6) with numbers coming from an interpolation scheme by Kais and co-workers⁸ (see Appendix). The latter is consistent with numerical computations for atoms with up to 18 electrons¹¹. In quality of R , we use the covalent radii, as before.

The results are displayed in Fig. 4. The agreement is quite good, in spite of the simplicity of Eq. (6). Certain remarkable deviations as, for example, the case of W ($N = 74$), could be related to the oversimplification leading to our Eq. (6), or deficiencies in the Kais interpolation procedure.

V. THE IONIZATION POTENTIAL OF NEUTRAL ATOMS

We may use Eq. (5) with $Z = N$, that is $\alpha = -1$, in order to obtain a crude estimation of the ionization potential:

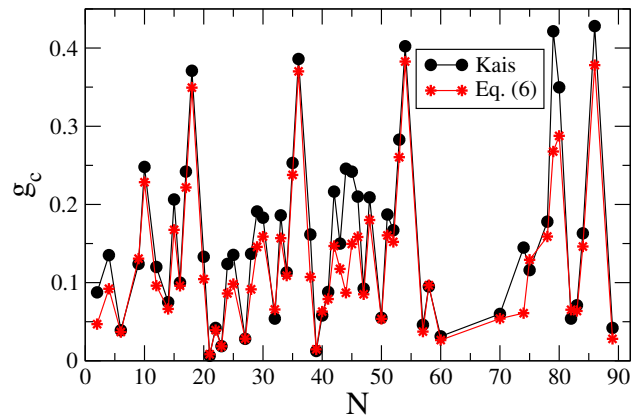


FIG. 4: (Color online) Computed values of g_c , according to the Kais scheme⁸ (see Appendix), versus the result coming from Eq. (6).

$$I_p = E_a + 2\kappa F(2\kappa R). \quad (7)$$

Comparison with the experimental data is made in Fig. 5. It is apparent that the qualitative dependence of I_p on N is reproduced by this simple expression, although deviations are noticeable.

The fact that I_p can be qualitatively reproduced from the linear dependence of E_b on Z , coming from the anionic instability threshold, can be understood as an indication that, at least with regard to this property, the physical regime under which neutral atoms operate is closer to the instability threshold than to the large- Z regime, described by TF theory.

A more accurate and general expression for E_b , which takes account of the quadratic dependences on Z , coming from the large- Z regime, is given in the next section.

VI. RENORMALIZED PERTURBATIVE SERIES FOR E_b

The large- Z series for the magnitude E_b has the form:

$$E_b = -a_2 Z^2 + a_1 Z + \dots, \quad (8)$$

where the coefficients a_2 and a_1 can be easily computed. Indeed, a_2 comes from the energy of non-interacting electrons in the nuclear field. It is exactly $1/(2n_f^2)$, where n_f is the principal quantum number of the last occupied shell. On the other hand, a_1 comes from the perturbative evaluation of Coulomb repulsion between electrons:

$$a_1 = \sum_{j \neq i} \{ \langle i, j || i, j \rangle - \langle i, j || j, i \rangle \}, \quad (9)$$

where the sum runs over occupied orbitals, j , and i is the orbital left by the electron. $\langle i, j || i, j \rangle$ and $\langle i, j || j, i \rangle$ are,

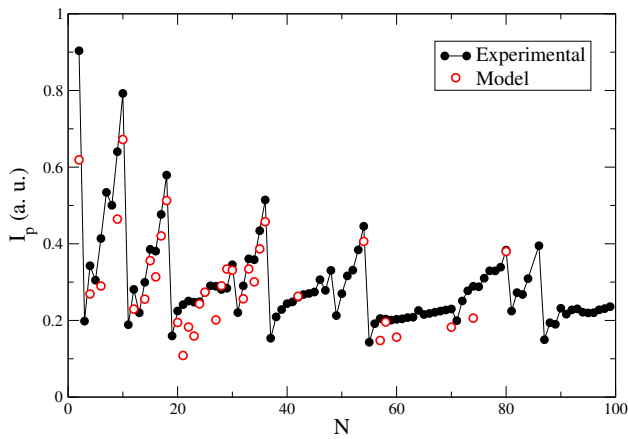


FIG. 5: (Color online) Comparison between experimental ionization potentials⁶ and the estimation coming from Eq. (7).

respectively, direct and exchange two-electron integrals between hydrogen orbitals i and j .

For large N , we obtain¹²: $a_2 \approx 1/2 (2/3)^{2/3} N^{-2/3}$, and $a_1 \approx 0.72 N^{1/3}$, according to the scaling predicted by TF theory⁵.

Following an idea used in other contexts¹³, we shall regularize the series given in Eq. (8) by introducing the next terms of the expansion:

$$E_b = -a_2 Z^2 + a_1 Z + a_0 + a_{-1}/Z, \quad (10)$$

and requiring that the regularized series fulfill certain conditions in the anionic domain. In particular, at $Z = N - 1$, we ask for $E_b = -E_a$, and $dE_b/dZ = s$, where s is given in Eq. (4). The coefficients a_0 and a_{-1} are determined from these conditions.

In Fig. 6, we draw the renormalized perturbative series for $N = 10$, that is Ne-like ions, and compare with the experimental data⁶. In this case, the large- Z expansion leads to $a_2 = 1/8$, $a_1 = 1.6365$, whereas in order to fix a_0 and a_{-1} , we use $E_a(F) = 0.125$, $R_{cov}(F) = 1.4173$, which give $s = -0.5472$. The results are surprisingly good.

Notice that, if we compute g_c from the regularized series, we obtain $g_c = 0.242$, a number very close to Kais estimation, $g_c = 0.248$.

Computations for other ions are to be presented elsewhere¹².

VII. CONCLUSIONS

We have shown that the properties of neutral atoms can not always be qualitatively understood in terms of the prescriptions of TF theory, which are, however, valid in the cationic domain, $Z > N$.

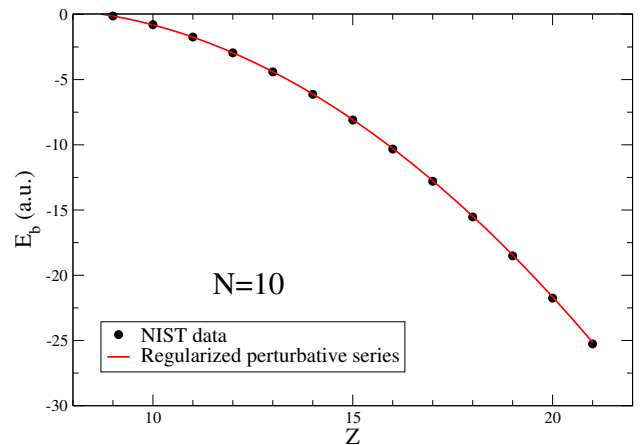


FIG. 6: (Color online) The ionization potentials of Ne-like ions⁶ and the regularized perturbative series given by Eq. (10).

The anionic domain, $Z < N$, is characterized by an instability threshold at $Z = Z_c \lesssim N - 1$, and a linear dependence of the atom binding energy on Z . The ionization potential of the neutral atom, for example, is mostly determined by this linear dependence. Energy gaps in other sectors of the spectrum, atomic susceptibilities, some aspects of chemical binding, etc could be qualitatively related to the anionic regime also.

We show that the slope of the energy curve can be computed at $Z = N - 1$ by a kind of zero-range forces theory. It is amazing that such a simple model provides quite accurate results for the slope in many atoms.

From the slope and the electron affinity at $Z = N - 1$, we estimate both Z_c and I_p for a set of atoms. The estimations can be notably improved if we add information about the large- Z regime. Indeed, we write a regularized perturbative series for the binding energy which reproduces not only I_p , but the ionization potential of cations as well. The large- Z asymptotic behavior is analytically, and very simply, computed. Relativistic corrections could be straightforwardly incorporated in order to consider highly ionized cations. Research along these directions is currently in progress.

Acknowledgments

The authors are grateful to the participants of the Theory Seminar at the ICIMAF for discussions and remarks. Support by the Caribbean Network for Quantum Mechanics, Particles and Fields (ICTP, Trieste, Italy) is acknowledged.

Appendix A: The interpolation scheme by Kais and co-workers

A very rough estimation of Z_c would consist of a linear interpolation up to $E_b = 0$ from the points $E_b = -I_p$ at $Z = N$, and $E_b = -E_a$ at $Z = N - 1$.

Kais and co-workers⁸ suggest a more refined scheme, based on a Schrodinger equation for the external orbital, which is similar to our Eq. (2). They use an effective potential of the form:

$$V_{eff} = V_K(r) + \frac{\alpha}{r}, \quad (\text{A1})$$

where α has the same meaning as in Eq. (2), and the short range part is given by:

$$V_K(r) = -\frac{N-1}{r} e^{-\delta r}. \quad (\text{A2})$$

Notice that the Coulomb component of V_{eff} has the correct behavior at $r \rightarrow 0$ and $r \rightarrow \infty$. The short-range component, on the other hand, is controlled by the parameter δ . If we require that $E_b = -I_p$ at $Z = N$, we get a value δ_0 for δ . In the same way, by requiring that

$E_b = -E_a$ at $Z = N - 1$, we get a value δ_1 . For $Z < N - 1$, Kais and co-workers use a linear interpolation:

$$\delta(Z) = (Z - N + 1)\delta_0 + (N - Z)\delta_1. \quad (\text{A3})$$

The use of an effective Schrodinger equation for the external orbital is justified at $Z \approx N - 1$, but controversial at $Z = N$. Nevertheless, by using this scheme, the authors reproduce Configuration Interaction calculations by Hogreve¹¹ for light atoms, $N < 19$.

Still more controversial, in certain cases, is the definition of the external orbital in the interval $Z_c < Z < N$. For example, Cr ($Z = N = 24$) ionizes by losing a $4s$ electron. But, at Z_c it loses a $3d$ electron (a second $3d$ electron moves to a $4s$ orbital at the threshold).

We give in Table I results for g_c , along with the used parameters, for the atoms studied in Ref. 8. Notice that for some atoms, indicated by an asterisk, g_c was recomputed using our data for I_p and E_a . In the particular case of Cu, the Kais scheme does not lead to a solution for g_c , that is the E_b vs Z curve does not intersect the axis. Thus, a linear interpolation is employed in order to find g_c .

¹ L.H. Thomas, Proc. Camb. Phil. Soc. 23, 542 (1927); E. Fermi, Rend. Accad. Naz. Lincei 6, 602 (1927).

² D.A. Kirzhnits, Yu.E. Lozovik, and G.V. Shpatakovskaya, Sov. Phys. Usp. 18, 649 (1975); E.H. Lieb, Rev. Mod. Phys. 53, 603 (1981); L. Spruch, Rev. Mod. Phys. 63, 1512 (1991).

³ D.R. Herschbach, J. Avery, and O. Goscinski (eds.), Dimensional scaling in chemical physics, Kluwer Academics, Dordrecht, 1993.

⁴ G.N. Lewis, J. Am. Chem. Soc. 38, 762 (1916).

⁵ R. Carcasses, A. Gonzalez, Phys. Rev. A 80, 024502 (2009).

⁶ A. Kramida, Yu. Ralchenko, J. Reader, and NIST ASD Team (2012). NIST Atomic Spectra Database (ver. 5.0), [Online]. Available: <http://physics.nist.gov/asd> [2013, March 4]. National Institute of Standards and Technology, Gaithersburg, MD.

⁷ Royal Society of Chemistry website <http://www.rsc.org/periodic-table/>. Data References:

W.M. Haynes (ed.) CRC Handbook of Chemistry and Physics, CRC Press, Boca Raton, 2011; G.W.C. Kaye and T.H. Laby, Tables of Physical and Chemical Constants, Longman, Essex, 1995.

⁸ A.V. Sergeev and S. Kais, Int. J. Quant. Chem. 75, 533 (1999); S. Kais and P. Serra, Int. Rev. Phys. Chem. 19, 97 (2000).

⁹ D.K. Gridnev, J. Math. Phys. 53, 102108 (2012).

¹⁰ H. A. Bethe, Phys. Rev. 76, 38-50 (1949); L.D. Landau and Ya.A. Smorodinsky, Lectures on Nuclear Theory, Plenum Press, New York, 1959.

¹¹ H. Hogreve, J. Phys. B 31, L439 (1998).

¹² G. Gil and A. Gonzalez, to be submitted.

¹³ A. Matulis and F.M. Peeters, J. Phys.: Cond. Matter 6, 7751 (1994); A. Gonzalez and I. Mikhailov, Int. J. Mod. Phys. B 11, 3469 (1997).

N	neutral atom	nl	$I_p(N)$	$E_a(N-1)$	$R_{cov}(N-1)$	δ_0/N	$\delta_1/(N-1)$	g_c
2	He *	1s	0.903568	0.027706	.604712	1.066567	0.8809	0.087538
4	Be *	2s	0.342602	0.022705	2.456644	0.338749	0.258051	0.135131
6	C	2p	0.413808	0.010276	1.58737	0.255	0.218	0.039
9	F	2p	0.640276	0.053676	1.417295	0.239	0.215	0.124
10	Ne	2p	0.792481	0.124985	1.133836	0.232	0.211	0.248
12	Mg	3s	0.280993	0.020129	3.023562	0.162	0.130	0.12
14	Si	3p	0.299568	0.015901	2.34326	0.128	0.112	0.075
15	P *	3p	0.385378	0.051082	2.154288	0.122911	0.109656	0.206333
16	S	3p	0.380723	0.027452	2.059801	0.124	0.111	0.1
17	Cl	3p	0.47655	0.076328	1.965315	0.120	0.109	0.242
18	Ar *	3p	0.579154	0.132775	1.889726	0.116817	0.107827	0.370993
20	Ca	4s	0.224654	0.018422	3.779452	0.0897	0.0748	0.133
21	Sc *	3d	0.24113	0.000902	3.288123	0.0994536	0.091335	0.006485
22	Ti	4p	0.250644	0.006906	3.004665	0.0764	0.0675	0.042
23	V *	4s	0.247682	0.002902	2.721206	0.0887704	0.077378	0.01875
24	Cr *	4s	0.248664	0.019287	2.721206	0.0893301	0.075405	0.123894
25	Mn *	4s	0.273195	0.024467	2.456644	0.0871283	0.0751374	0.135467
27	Co *	4s	0.289008	0.005547	2.34326	0.08669	0.077199	0.028083
28	Ni *	4s	0.28067	0.02432	2.229877	0.0879596	0.0755515	0.136781
29	Cu *	-	0.284091	0.042467	2.21098	0.0880935	0.0746685	0.190977
30	Zn	4s	0.34523	0.045369	2.305466	0.0839	0.0748	0.183
32	Ge	4p	0.290298	0.015797	2.324363	0.0745	0.0676	0.054
33	As	4p	0.360702	0.045312	2.267671	0.0727	0.0670	0.186
34	Se	4p	0.358393	0.029546	2.267671	0.0728	0.0673	0.113
35	Br	4p	0.434149	0.07427	2.229877	0.0715	0.0667	0.253
36	Kr	4p	0.514475	0.123625	2.21098	0.0704	0.0661	0.386
38	Sr *	5s	0.209280	0.017851	4.062911	0.0572688	0.0489107	0.161547
39	Y *	4d	0.22848	0.001763	3.59048	0.0618596	0.0580956	0.01255
40	Zr	5p	0.243789	0.011278	3.325918	0.0487	0.0450	0.058
41	Nb	4d	0.248381	0.01565	3.099151	0.0614	0.0580	0.088
42	Mo *	5s	0.260642	0.03366	2.947973	0.0546169	0.0485206	0.216432
43	Tc *	5s	0.267533	0.027479	2.759	0.054444	0.04876	0.149862
44	Ru *	5s	0.270491	0.020205	2.607822	0.0544527	0.0484811	0.245631
45	Rh *	5s	0.274107	0.038573	2.570028	0.054438	0.0485292	0.241923
46	Pd *	4d	0.306373	0.041769	2.532233	0.0610524	0.0579478	0.210075
47	Ag *	5s	0.278419	0.020646	2.456644	0.0545197	0.0491283	0.092332
48	Cd *	5s	0.330514	0.047831	2.570028	0.0528306	0.048442	0.209007
50	Sn	5p	0.269882	0.011021	2.683411	0.0486	0.0450	0.055
51	Sb *	5p	0.31635	0.040853	2.645617	0.0479284	0.0447179	0.187077
52	Te	5p	0.31635	0.038426	2.645617	0.0478	0.0447	0.167
53	I *	5p	0.384074	0.072433	2.588925	0.0471871	0.0444753	0.282776
54	Xe *	5p	0.445763	0.112416	2.570028	0.0466429	0.0441987	0.402355
57	La	6p	0.204948	0.005313	3.892836	0.0349	0.0321	0.046
58	Ce	5d	0.20354	0.017266	3.666069	0.0419	0.0400	0.095
60	Nd *	4f	0.203039	0.004042	3.212534	0.0513798	0.0498267	0.03126
70	Yb *	6s	0.229826	0.009334	3.344815	0.0384843	0.0345	0.06
74	W *	6s	0.288997	0.011829	2.985767	0.0370376	0.0342212	0.15
75	Re	5d	0.287874	0.029987	2.834589	0.0415	0.0400	0.116
78	Pt	5d	0.329227	0.042482	2.494438	0.0412	0.0399	0.178
79	Au *	5d	0.339029	0.078203	2.456644	0.041449	0.03989	0.421454
80	Hg *	6s	0.383570	0.084854	2.456644	0.0358645	0.0337502	0.349759
82	Pb	6p	0.272554	0.013855	2.721206	0.0340	0.0321	0.054
83	Bi	6p	0.267735	0.013372	2.740103	0.0341	0.0321	0.071
84	Po	6p	0.309206	0.034619	2.834589	0.0338	0.0320	0.163
86	Rn *	6p	0.394997	0.102898	2.796795	0.0332561	0.031709	0.428112
89	Ac	7p	0.189993	0.003675	3.987322	0.0256	0.0240	0.042

TABLE I: Data used in the present work for I_p , E_a and R_{cov} , along with the quantum numbers, nl , of the external orbital, the parameters δ_0 , δ_1 , and the estimated values of g_c for the atoms considered by Kais et al⁸. An asterisk near the atom means that we recomputed g_c using our data for I_p and E_a . In the particular case of Cu, no solution is found, thus a linear interpolation is employed.