

# Radial and angular-momentum Regge trajectories: a systematic approach

P. Masjuan<sup>1,2,a</sup>, E.R.Arriola<sup>3</sup>, and W. Broniowski<sup>4,5</sup>

<sup>1</sup> Departamento de Física Teórica y del Cosmos and CAFPE, Universidad de Granada, E-18071 Granada, Spain

<sup>2</sup> Institut für Kernphysik, Johannes Gutenberg-Universität, D-55099 Mainz, Germany

<sup>3</sup> Departamento de Física Atómica, Molecular y Nuclear and Instituto Carlos I de Física Teórica y Computacional, Universidad de Granada, E-18071 Granada, Spain

<sup>4</sup> The H. Niewodniczański Institute of Nuclear Physics, PL-31342 Kraków, Poland

<sup>5</sup> Institute of Physics, Jan Kochanowski University, PL-25406 Kielce, Poland

**Abstract.** We present the analysis of Ref. [1] of the radial ( $n$ ) and angular-momentum ( $J$ ) Regge trajectories for all light-quark meson states listed in the Particle Data Tables. The parameters of the trajectories are obtained with linear regression, with weight of each resonance inversely proportional to its half-width squared,  $(\Gamma/2)^2$ . The joint analysis in the  $(n, J, M^2)$  Regge plane indicates, at the 4.5 standard deviation level, that the slopes in  $n$  are larger from the slopes in  $J$ . Thus no strict universality of slopes occurs in the light non-strange meson sector. We also extend our analysis to the kaon sector.

In Ref. [2] it was suggested that the light-quark meson states could be grouped into *radial* linear Regge trajectories with the slope  $\mu^2 = 1.25(15) \text{ GeV}^2$ , where the error was estimated as the spread of the values for each meson-family considered ( $\rho, \pi, \eta, a, f$ ). In Ref. [3] a joined formula assuming universality of slopes was proposed,  $M^2(n, J) = b + a(n + J)$ , with  $a = 1.14 \text{ GeV}^2$ . In Ref. [1] we reanalyzed the radial and angular-momentum Regge trajectories with the updated list of the light unflavored mesons from the PDG [4]. For the fits and error estimates we have used the *half-width rule* [1,5], i.e. the half-width squared as a weight for each resonance.

The fit to all the light unflavored meson families with linear trajectories using the half-width rule yields  $\mu^2 = 1.35(4) \text{ GeV}^2$  as the weighted averaged result for the slope of radial trajectories, and  $\beta^2 = 1.16(4) \text{ GeV}^2$  as the weighted average for the slope of the angular-momentum trajectories (the bands in Fig. 2). Fig. 1 exemplifies the results for the  $\eta$  and  $\rho$  families. In Fig. 2, we collect the slopes from both radial and angular-momentum trajectories from all the families considered.

We also considered a joint fit with the formula  $M_X^2(n, J) = M_X^2(0, 0) + n\mu^2 + J\beta^2$ , with the result  $M_X^2(n, J) = (-1.25(4) + 1.38(4)n + 1.12(4)J) \text{ GeV}^2$ , which means a difference between the radial and the angular-momentum slopes at a statistically significant level of 4.5 standard deviations.

As an extension of Ref. [1], we present in Fig. 3 a study of both radial and angular-momentum trajectories for the kaon sector. The radial fit yields  $\mu_K^2 = 1.22(21) \text{ GeV}^2$  and  $1.12(21) \text{ GeV}^2$  for  $K$  and  $K^*$ , respectively, while the angular-momentum fit returns  $\beta_K^2 = 1.36(6) \text{ GeV}^2$  and  $1.19(7) \text{ GeV}^2$  for  $K$  and  $K^*$ , respectively. Only trajectories containing more than three states are considered.

<sup>a</sup> e-mail: masjuan@kph.uni-mainz.de. Supported by MICINN of Spain (FPA2006-05294), CPAN (CSD2007-00042), Junta de Andalucía (FQM 101, FQM 437, FQM 225, and FQM 022), by the Deutsche Forschungsgemeinschaft DFG through the Collaborative Research Center “The Low-Energy Frontier of the Standard Model” (SFB 1044), by Polish Ministry of Science and Higher Education, grant N N202 263438, and by National Science, grant DEC-2011/01/D/ST2/00772.

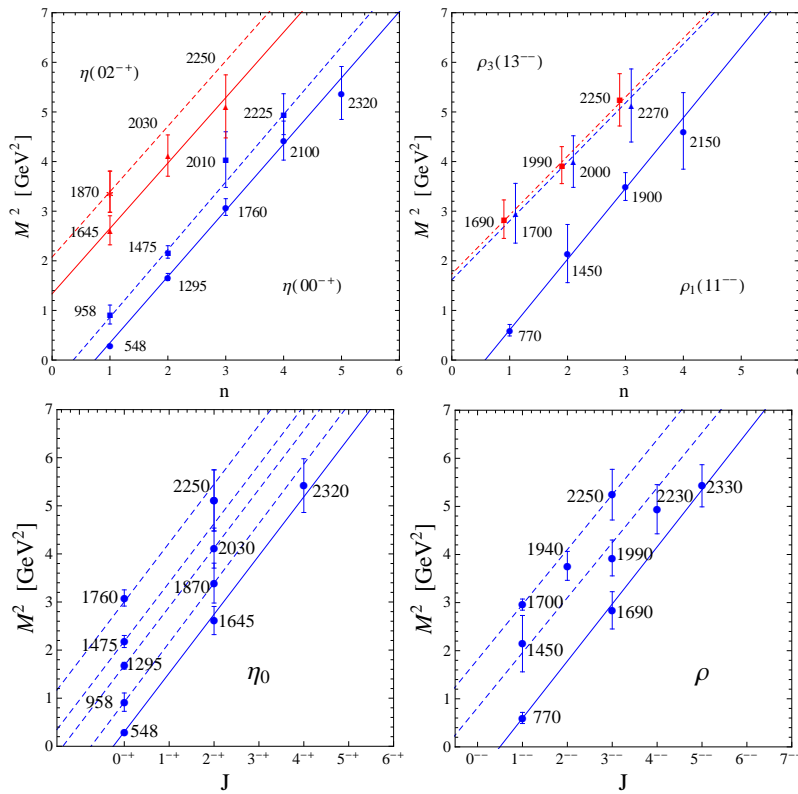


Fig. 1. The  $(n, M^2)$  and  $(J, M^2)$  plots for the  $\eta$  and  $\rho$  meson families.

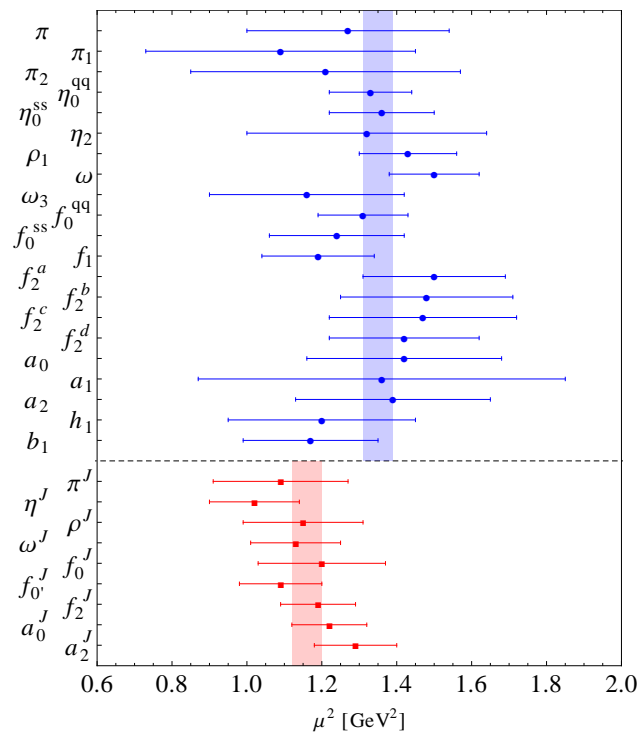


Fig. 2.  $(n, M^2)$  and  $(J, M^2)$  slopes for the meson families considered in Ref. [1].

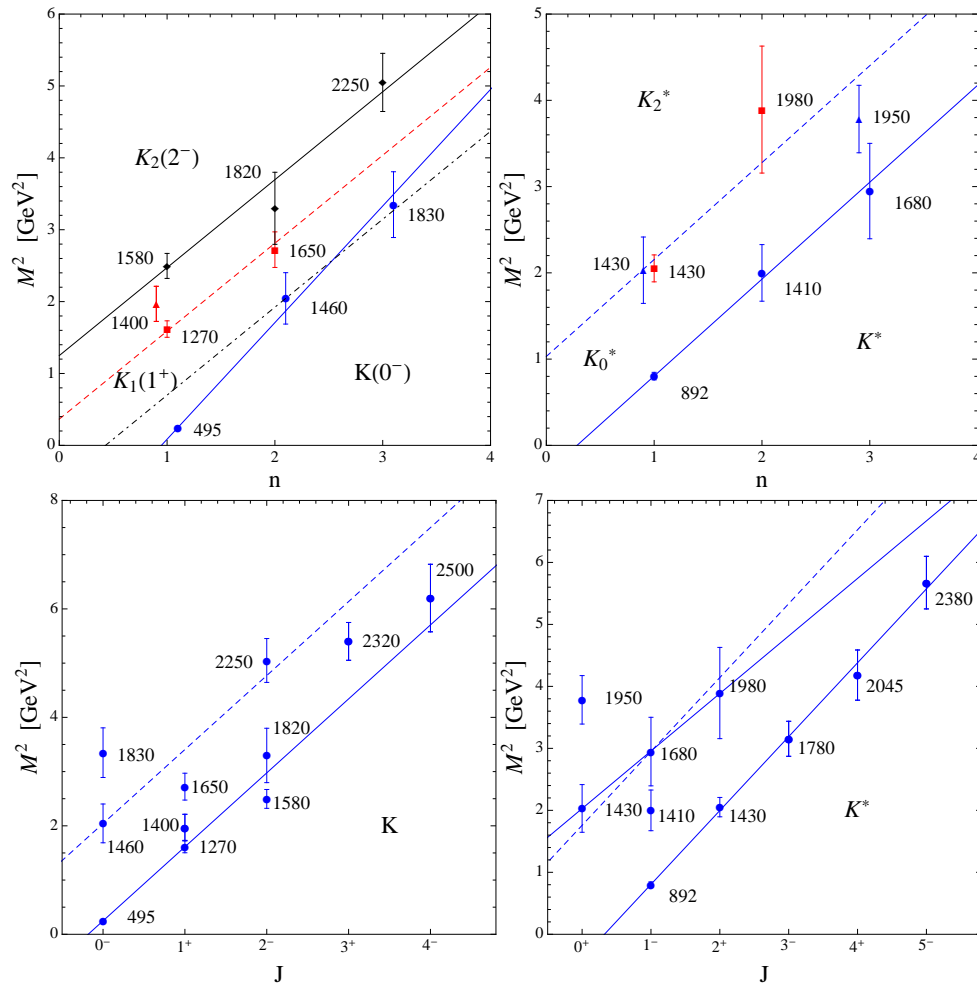


Fig. 3.  $(n, M^2)$  and  $(J, M^2)$  slopes for the kaon sector. The error bars follow from the half-width rule.

## References

1. P. Masjuan, E. R. Arriola and W. Broniowski, Phys. Rev. D **85** (2012) 094006.
2. A. V. Anisovich, V. V. Anisovich and A. V. Sarantsev, Phys. Rev. D **62** (2000) 051502.
3. S. S. Afonin, Phys. Lett. B **639** (2006) 258.
4. K. Nakamura *et al.* [Particle Data Group Collaboration], J. Phys. G G **37** (2010) 075021.
5. E. Ruiz Arriola and W. Broniowski, Phys. Rev. D **81** (2010) 054009; E. Ruiz Arriola and W. Broniowski, (Bled Workshops in Physics. Vol. 12 No. 1), arXiv:1110.2863; P. Masjuan, S. Peris and J. J. Sanz-Cillero, Phys. Rev. D **78** (2008) 074028; P. Masjuan, arXiv:1206.2549.