

How far can Tarzan jump?

Hiroyuki Shima

Department of Environmental Sciences and Interdisciplinary Graduate School of
Medicine and Engineering, University of Yamanashi, 4-4-37, Takeda, Kofu,
Yamanashi 400-8510, Japan

E-mail: hshima@yamanashi.ac.jp

Abstract. The tree-based rope swing is a popular recreation facility, often installed in outdoor areas, giving pleasure to thrill-seekers. In the setting, one drops down from a high platform, hanging from a rope, then swings at a great speed like “Tarzan”, and finally jumps ahead to land on the ground. The question now arises: How far can Tarzan jump by the swing? In this article, I present an introductory analysis of the Tarzan swing mechanics, a big pendulum-like swing with Tarzan himself attached as weight. The analysis enables determination of how farther forward Tarzan can jump using a given swing apparatus. The discussion is based on elementary mechanics and, therefore, expected to provide rich opportunities for investigations using analytic and numerical methods.

Submitted to: *Eur. J. Phys.*

1. Introduction

An oft-repeated scene in Hollywood movies and adventure anime is that of someone jumping on to the end of a long rope suspended from above and, in pendulum motion, gallantly leaping over the various dangers below (enemies, wild animals, poisonous swamps, etc.). Very often, a similar children’s play facility called the Tarzan swing [1] is set up in forest parks and beaches. Holding onto the end of a rope and jumping down from a high altitude is a moment that would test anyone’s courage.

In terms of mechanics, the Tarzan swing can be defined as follows: “*It refers to a series of movements, starting from the forward jump to the actual landing, by using a half cycle of the pendulum’s full swing with one’s own bodyweight being the pendulum’s weight*”. After reading this sentence, a physics student may pose the following question: How far can one travel in the horizontal direction with this acrobatic jump? The deciding factor here is the moment where Tarzan releases the vigorously swinging rope. It would be intuitive that Tarzan can travel the maximum distance in the horizontal direction by releasing the rope at the precise right time (neither too early, nor too late).

This argument brings us to the main theme of this thesis. Let us recall that the rope hangs from a fulcrum and swings forward. The angle formed between the swinging

rope and the vertical line is expressed by a variable θ . Then, at which point of the pendulum's deflection angle θ should Tarzan take his hands off to travel the maximum distance in the horizontal direction?

If this problem is posed during a mechanics lecture, the students may respond as follows: “When $\theta = \pi/4$, the maximum distance travelled can be attained”. This answer is correct in the case of, for instance, firing a cannon from the earth's surface. According to the simple ballistic model, a cannon fired at a launch angle of $\pi/4$ from the ground would travel the greatest distance (Refer to Appendix). Even in the case of throwing a baseball, the ball would travel the greatest distance if thrown at an upward oblique angle of $\pi/4$, as anyone would probably know from experience. However, this answer is incorrect in the case of a Tarzan swing. As shown below, for Tarzan to travel the maximum distance, it is essential for him to release the rope at a much smaller deflection angle than $\pi/4$. And interestingly, this optimum angle of deflection depends on the length of the rope used and the height of the platform (*i.e.* the starting position). To arrive at this conclusion, a knowledge of elementary mechanics and some knowledge of numerical calculation is sufficient. Furthermore, through a simple experiment [2] using a pendulum, it is possible to compare the theory with the data measured and study the physical cause of disparity between them. Therefore, it can be said that the above problem is a suitable research topic that can be assigned to students in senior high school or in the first year of college to test their application of basic mechanics.‡

2. Problem establishment

For simplicity in the following discussion, consider Tarzan himself (who holds the rope) to be the weight with a mass of m . Assume that Tarzan moves in the vertical plane described by the x - y axis and that air resistance is negligible due to his sufficiently large mass. Also we take no account of mass and deflection of the rope suspended. Figure 1 shows: (i) a schematic diagram of the sequence of processes in the Tarzan swing from the take-off at a high platform until the landing, and (ii) the definitions of constants and variables used in this article. First, Tarzan jumps off the platform (Point A of Figure 1), reaches the pendulum swing nadir B ($y = h$) at time $t = 0$ and releases the rope (Point C) at time $t = t_s$. We assume the pendulum's deflection angle to be $\theta = \theta_s$ and Tarzan's velocity to be $v = v_s$ at the moment he releases the rope. Then his position at $t \geq t_s$, after he throws himself into the air, can be represented by the following equation.

$$x(t) = r \sin \theta_s + v_s t \cos \theta_s, \quad (1)$$

$$y(t) = h + r(1 - \cos \theta_s) + v_s t \sin \theta_s - \frac{g}{2} t^2. \quad (2)$$

Here, g is the acceleration due to gravity and r is the length of the rope. After diving through the air, Tarzan finally lands on the ground at $t = t_f$. (Point D)

‡ By the way, a different research theme is recommended for studying the case of Tarzan not releasing the rope due to fear or cowardice. Actually, since “swing mechanics” is extremely useful in a first year physics course, there have been many publications of extremely interesting topics in this regard [3, 4, 5].

Based on the above conditions, the problem that we need to solve can be summarized as follows: “Using the given constants, h , r , and α , determine the swing deflection angle θ that maximizes the horizontal flight distance L , and evaluate the maximum distance”.

3. Formulation

Let us address the problem now. At $t = t_f$, the Tarzan lands on the ground, and thus, we have $x(t_f) = L$ and $y(t_f) = 0$. Substituting these equations into Eqs. (1) and (2), we obtain

$$L = r \sin \theta_s + v_s t_f \cos \theta_s, \quad (3)$$

$$0 = h + r(1 - \cos \theta_s) + v_s t_f \sin \theta_s - \frac{g}{2} t_f^2. \quad (4)$$

We eliminate t_f from Eqs. (3) and (4) to obtain the expression of the flight distance L as

$$L = r \sin \theta_s + \frac{v_s^2 \sin \theta_s \cos \theta_s}{g} + \sqrt{\left(\frac{v_s^2 \sin \theta_s \cos \theta_s}{g}\right)^2 + \frac{2v_s^2 \cos^2 \theta_s [h + r(1 - \cos \theta_s)]}{g}}. \quad (5)$$

Note that the launch velocity v_s involved in Eq. (5) is dependent on θ_s . The θ_s -dependence of v_s originates from the energy conservation law represented by

$$mg[h + r(1 - \cos \alpha)] = mg[h + r(1 - \cos \theta_s)] + \frac{m}{2} v_s^2. \quad (6)$$

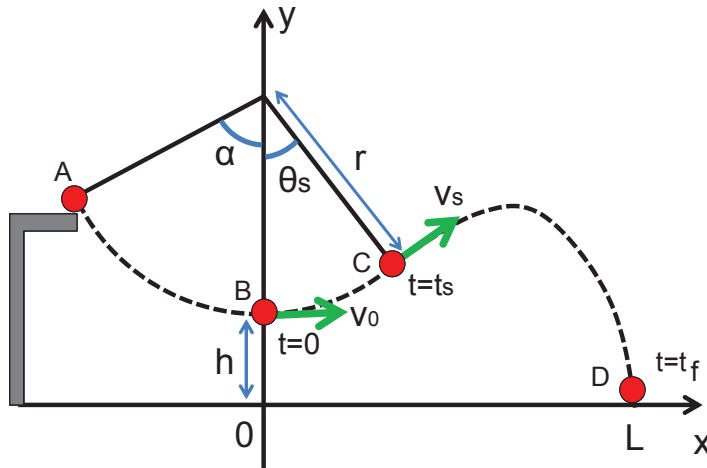


Figure 1. (color online) Schematic view of the Tarzan swing motion. Tarzan initially stands on the platform (A). He swings from this point and reaches the swing nadir (B), from where he swings ahead to the launching point (C), where he releases the rope to achieve as long a flight distance as possible to reach the landing site (D). All the variables and constants used in the present article are displayed.

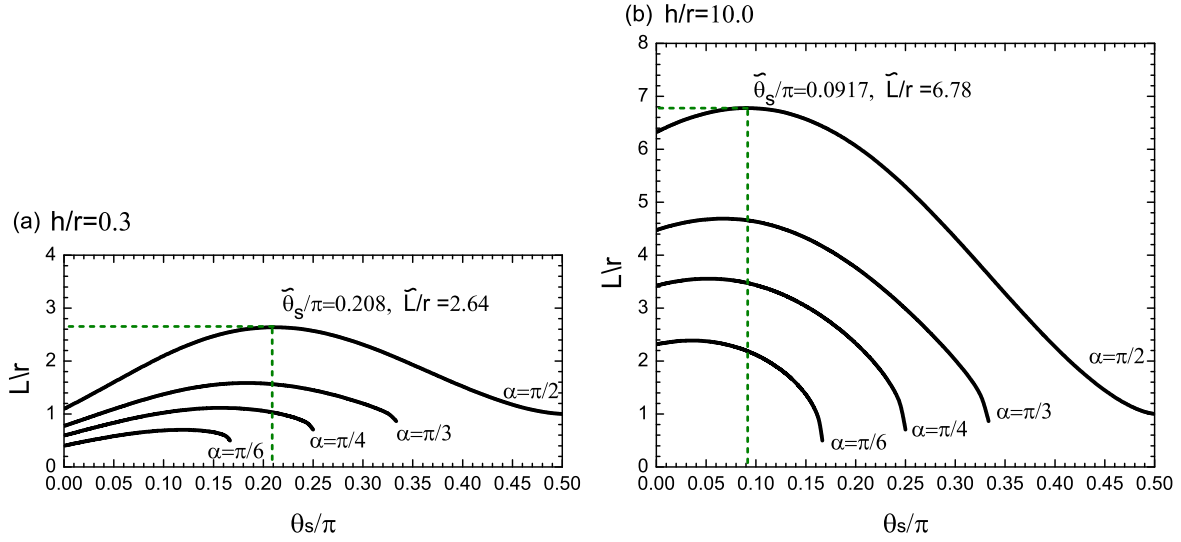


Figure 2. (color online) Horizontal jump distance L as a function of the launching angle θ_s . The nadir height h in units of r is set to be $h/r = 0.3$ for (a) and $h/r = 10.0$ for (b). The optimal values of $\tilde{\theta}_s$ and \tilde{L} for the case of $\alpha = \pi/2$ are expressed in digits as examples.

It is reduced to a simpler expression:

$$\frac{v_s^2}{g} = 2r(\cos \theta_s - \cos \alpha), \quad (7)$$

which clarifies the relationship between θ_s and v_s . The constraint given in Eq.(7) is the main reason that the optimal θ_s in the Tarzan swing becomes smaller than $\pi/4$. In the shell firing case, in contrast, θ_s and v_s can be defined separately, as a result of which the optimal θ_s equals $\pi/4$ (see Appendix A).

From Eqs. (5) and (7), we attain the expression:

$$\frac{L}{r} = \sin \theta_s + \Delta_2 \sin 2\theta_s + 2 \cos \theta_s \sqrt{\Delta_2 (\Delta_2 \sin^2 \theta_s + \Delta_1)}, \quad (8)$$

where

$$\Delta_1 = \frac{h}{r} + (1 - \cos \theta_s), \quad \Delta_2 = \cos \theta_s - \cos \alpha. \quad (9)$$

In terms of physical meaning, Δ_1 quantifies the vertical height of the launching point (*i.e.* point C in Fig. 1) in units of r . Δ_2 characterizes the difference in height between the launching point and the starting point (point A in Fig. 1).

Equation (8) provides the flight distance L covered by Tarzan for a given θ_s . It is easy to derive from Eq. (8) that

$$\frac{L}{r} = \sin \alpha \text{ at } \theta_s = \alpha, \quad \text{and} \quad \frac{L}{r} = 2\sqrt{\frac{h}{r}(1 - \cos \alpha)} \text{ at } \theta_s = 0. \quad (10)$$

In addition, we can prove that

$$\alpha \left. \frac{dL}{d\theta_s} \right|_{\theta_s=0} > L(\theta_s = \alpha) \quad \left(0 < \alpha < \frac{\pi}{2}\right). \quad (11)$$

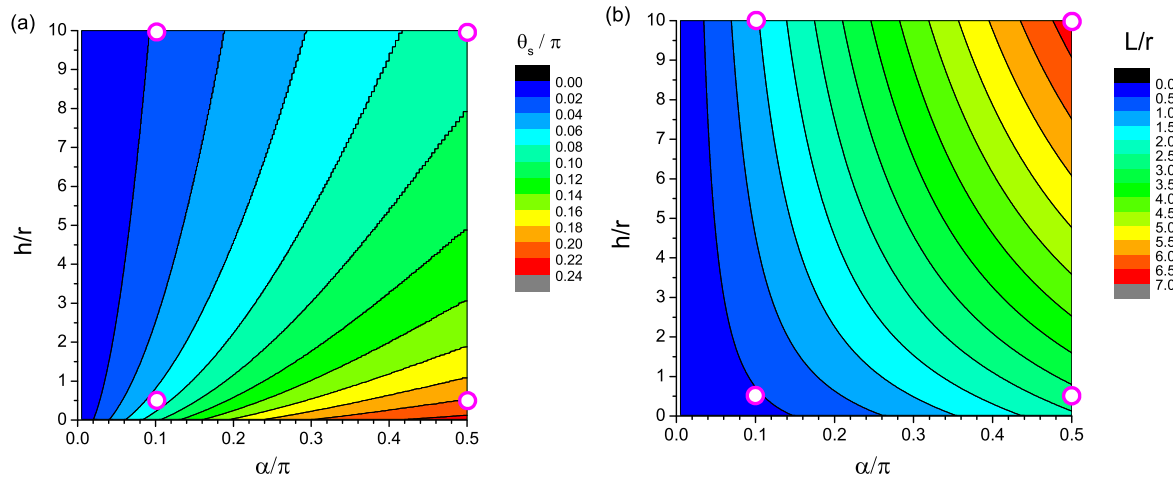


Figure 3. (color online) (a) Contour plot of the θ_s -surface as a function of h/r and α . (b) Contour plot of the L -surface. Open circles depicted at the four corners indicate the parameter conditions of the four trajectories shown in Fig. 4.

The inequality (11) guarantees the existence of at least one local maximum of L within the range of $0 < \theta_s < \alpha$; the proof is left to readers as an exercise. Henceforth, we use $\tilde{\theta}_s$ to denote the optimal launching angle that yields the maximum flight distance \tilde{L} .

4. Results and Discussions

Figure 2 illustrates the θ_s -dependence of L described by Eq. (8). Among the three parameters $\{h, r, \alpha\}$, the first two are set to have the relation $h/r = 0.3$ in Fig. 3(a) and $h/r = 10.0$ in Fig. 3(b). The value of α is tuned as presented in the plots. We observe that all L -curves are convex upward, possessing a maximum \tilde{L} at $\tilde{\theta}_s$ less than $\pi/4$. In the two plots, the values of $\tilde{\theta}_s$ and \tilde{L} for $\alpha = \pi/2$ are displayed as examples. As α reduces from $\pi/2$, both $\tilde{\theta}_s$ and \tilde{L} decrease in a monotonic manner. These decreasing behaviours are universal regardless of the condition of h/r ; this fact can be visually confirmed by Fig. 3, wherein the contour plots of $\tilde{\theta}_s$ and \tilde{L} on the (h/r) - α plane are presented. From a physical viewpoint, the result in Fig. 3(b) is rather trivial; the larger (smaller) α yields the longer (shorter) flight distance L , because such α enhances (diminishes) the impetus of Tarzan at the launching point in accord with the energy conservation law [see Eq. (2)]. Similarly, it is obvious that a larger (smaller) h/r results in a larger (smaller) L , as it leads to long (short) flight time duration in which Tarzan move forward in the horizontal direction. On the other hand, the $\tilde{\theta}_s$ -landscape shown in Fig. 3(a) is not so trivial and requires some consideration. Why is the smaller h/r associated with the larger $\tilde{\theta}_s$ and vice versa? This question is resolved in part by depicting the trajectories of Tarzan during the diving.

Figure 4(a) shows the trajectories of Tarzan for four different conditions of the paired parameter (α and h/r), which correspond to the positions of the four open

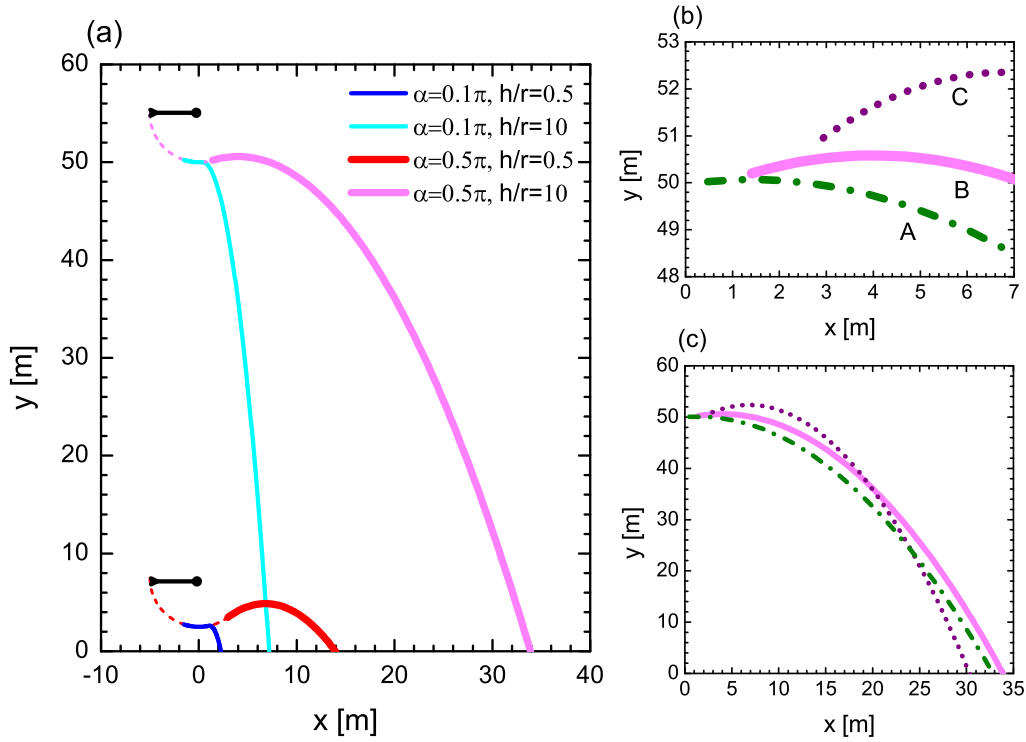


Figure 4. (color online) (a) Trajectories of Tarzan under the four different parameter conditions, labelled in Fig. 3. Both axes are in units of meter, and $r = 5$ m is selected for calculations. (b-c) Three trajectories for $\alpha = \pi/2$ and $h/r = 10.0$. Each curve is associated to a different value of θ_s .

circles depicted in Fig. 3. The two horizontal arrows in Fig. 4(a) symbolize the ropes spanned by the pendulum pivot (circle) and Tarzan's hand for the case of $\alpha = \pi/2$. (A counterpart for $\alpha = \pi/10$ may be a slanted arrow with the same pivot, but this is omitted in the figure.) The figure makes it easy to grasp the two obvious facts already found in Fig. 3(b). First, for a fixed α , the larger h/r yields a larger L owing to the long flight duration. Second, when h/r is fixed, a large α yields a large L owing to the large x -component of the launching velocity, denoted by v_s^x .

Moreover, Fig. 4(a) provides a clue to the answer for the previously raised question, *i.e.*, the reason for the smaller (larger) h/r to correspond to a larger (smaller) $\tilde{\theta}_s$. A small h/r implies a short flight duration; therefore, Tarzan prefers a large $\tilde{\theta}_s$ to obtain a certain degree of the v_s^y component in the upward direction, because the upward v_s^y component tends to prolong the flight duration. This situation corresponds to the thick bottom curve in Fig. 4(a), where Tarzan lifts off slightly upward like a flying ball to achieve \tilde{L} . In contrast, when h/r is large enough, θ_s -variation provides a minor contribution to the flight duration, since Tarzan's vertical position $y(t)$ at $t \gg t_s$ is dominantly determined by the gravitational force effect [*i.e.*, the term $-gt^2/2$ on the right side of Eq. (2)]. In other words, the flight duration is not significantly altered by acquiring the upward v_s^y component. To reach maximum L , therefore, it is crucial to

obtain a large v_s^x component by setting a small θ_s . However, one important aspect is to be kept in mind. Even though a small θ_s is desired in principle, a very small θ_s is not appropriate to maximize L . This fact is schematically explained in Fig. 4(b) and 4(c), which demonstrate how the θ_s -shift from the optimal value affects the Tarzan's trajectory at $t \geq t_s$. If Tarzan jumps at a very small θ_s , represented by the curve A, he necessarily lands before he successfully pulls out of the curve B (*i.e.*, the optimal case) in the horizontal direction. Much worse is the case of a very large θ_s (curve C), in which an insufficient v_s^x component results in a short L as compared with the other two cases.

5. Summary

We have developed a simplified model of the Tarzan swing. The optimal deflection angle $\tilde{\theta}_s$ that maximize the horizontal jump distance of Tarzan was considered; its dependency on configurational parameters of the swing apparatus such as the height of the swing nadir (h), rope length (r), and starting platform position (α) was formulated in the realm of elementary mechanics. We found that $\tilde{\theta}_s$ is a monotonic decreasing function of h/r ; the physical origin of the decreasing property was explained through the trajectories of Tarzan during the aerial diving.

6. Suggested problems

It is reasonable to propose the following questions for further work related to this thesis.

- In Fig. 1, consider a case where $h = r$, $\alpha = \pi/2$, and $\theta_s = 0$. In this case, Tarzan travels through trajectories AB and BD, along each of which he falls down at the same distance of h . In addition, both the two initial velocities for the motions through AB and BD (*i.e.* velocities at points A and B, respectively) have zero velocity component in the vertical direction ($v^y = 0$). Now, determine the time required to travel from A to B (denoted by t_{AB}) and B to D (t_{BD}) and check whether they are equal. If they are not equal, give physical reasons for the inequality.
- In general, Tarzan at point B of Fig. 1 is subjected to large centripetal force (upward) due to speed v_0 . What is the maximum value of the sum of gravitational downward-pull and centripetal force at point B? If the force applied is extremely large, then we fear the rope breaking or Tarzan slipping off.
- Carry out a study similar to this article for a case where the rope expands and contracts like rubber. Find out the values that can be set for the rope's elastic constants to maximize the horizontal distance covered by Tarzan.

Acknowledgements

The author acknowledges S. Kitahara, C. Hirata, A. Kijima, K. Yokoyama and Y. Yamamoto for private communications that sparked the author's interest in the

present issue. This study was financially supported by the inauguration allowance by University of Yamanashi.

Appendix A. The simplest ballistic curve

We suppose a flying ball launched upward from the ground at a slanted angle θ with respect to the horizontal line. For a given initial velocity v , the position of the ball at time t is described by

$$x(t) = vt \cos \theta, \quad y(t) = vt \sin \theta - \frac{g}{2}t^2. \quad (\text{A.1})$$

At $t = t_f$, we obtain $x = L$ and $y = 0$; thus we have

$$L = vt_f \cos \theta, \quad 0 = vt_f \sin \theta - \frac{g}{2}t_f^2, \quad (\text{A.2})$$

which imply that

$$L = \frac{2v_s^2 \sin \theta_s \cos \theta_s}{g} = \frac{v_s^2 \sin 2\theta_s}{g}. \quad (\text{A.3})$$

Obviously, L takes the maximum value at $\theta_s = \pi/4$.

References

- [1] Edwards DJ 1991 Tarzan swings: a dangerous new epidemic *Brit. J. Sport. Med.* **25** 168-169
- [2] Trout KP and Gaston CA 2001 Active-Learning Physics Experiments Using the Tarzan Swing *Phys. Teach.* **39** 160-163
- [3] Piccoli B and Kulkarni J 2005 Pumping a Swing by Standing and Squatting *IEEE Cont. Sys. Mag.* **25** 48-56
- [4] Post AA, de Groot G, Daffertshofer A, and and Beek PJ 2007 Pumping a Playground Swing. *Motor Control.* **11** 136-150
- [5] Roura P and González JA 2010 Towards a more realistic description of swing pumping due to the exchange of angular momentum *Eur. J. Phys.* **31** 1195-1207