

# Using strong isomorphisms to construct game strategy spaces

Michael J. Gagen\*  
(Dated: 21 July 2012)

When applied to the same game, probability theory and game theory can disagree on calculated values of the Fisher information, the log likelihood function, entropy gradients, the rank and Jacobian of variable transforms, and even the dimensionality and volume of the underlying probability parameter spaces. These differences arise as probability theory employs structure preserving isomorphic mappings when constructing strategy spaces to analyze games. In contrast, game theory uses weaker mappings which change some of the properties of the underlying probability distributions within the mixed strategy space. In this paper, we explore how using strong isomorphic mappings to define game strategy spaces can alter rational outcomes in simple games, and might resolve some of the paradoxes of game theory.

## I. INTRODUCTION

One possibly fruitful way to gain insight into the paradoxes of game theory is to show that probability theory and game theory analyze simple games differently. It would be expected of course that these two well developed fields should always produce consistent results. However, we will show in this paper that probability theory and game theory can produce contradictory results when applied to even simple games. These differences arise as these two fields construct mixed and behavioural strategy spaces differently.

The mixed strategy space of game theory is constructed, according to von Neumann and Morgenstern [1], by first making a listing of every possible combination of moves that players might make and of all possible information states that players might possess. This complete embodiment of information then allows every move combination to be mapped into a probability simplex whereby each player's mixed strategy probability parameters belong to "disjoint but exhaustive alternatives, ...subject to the [usual normalization] conditions ...and to no others." [1]. The resulting unconstrained mixed strategy space is then a "complete set" of all possible probability distributions that might describe the moves of a game [1–5]. Further, the absence of any constraints other than for normalization ensures "trembles" or "fluctuations" are always present within the mixed strategy space so every possible pure strategy probability distribution is played with non-zero (but possibly infinitesimal) probability [6]. Together, these properties of the mixed strategy space—a complete set of "contained" probability distributions, no additional constraints, and ever present trembles—lead to inconsistencies with probability theory.

In constructing a mixed strategy space, probability theory first examines how subsidiary probability distributions can be "contained" within a mixed space and whether the properties of the probability distributions are altered as a result. Probability theory uses isomorphisms to implement mappings of one probability space into another space. An isomorphism is a structure preserving mapping from one space to another space. In abstract algebra for instance, an isomorphism between vector spaces is a bijective (one-to-one and onto) linear

mapping between the spaces with the implication that two vector spaces are isomorphic if and only if their dimensionality is identical [7]. When the preservation of structure is exact, then calculations within either space must give identical results. Conversely, if the degree of structure preservation is less than exact, then differences can arise between calculations performed in each space. It is thus crucial to examine the fidelity of the "containment" mappings used to construct the mixed spaces of game theory.

Probability theory defines isomorphic probability spaces as follows. First, a probability space  $\mathcal{P} = \{\Omega, \sigma, P\}$  consists of a set of events  $\Omega$ , a sigma-algebra of all subsets of those events  $\sigma$ , and a probability measure defined over the events  $P$ . Two probability spaces  $\mathcal{P} = \{\Omega, \sigma, P\}$  and  $\mathcal{P}' = \{\Omega', \sigma', P'\}$  are said to be *strictly isomorphic* if there is a bijective map  $f : \Omega \rightarrow \Omega'$  which exactly preserves assigned probabilities, so for all  $e \in \Omega$  we have  $P(e) = P'[f(e)]$ . A slight weakening of this definition defines an *isomorphism* as a bijective mapping  $f$  of some unit probability subset of  $\Omega$  onto a unit probability subset of  $\Omega'$ . That is, the weakened mapping ignores null event subsets of zero probability. This definition and equivalent ones are given in Refs. [8–10]. In particular, we note that strong isomorphisms between source and target probability spaces require they have identical dimensionality and tangent spaces [11].

The mixed strategy space of game theory "contains" different probability distributions with many possessing different dimensionality (according to probability theory). Their altered dimensionality within the mixed space can alter those computed outcomes dependent on dimensionality. A simple functional illustration of this process can make this clear. A 1-dimensional function  $f(x)$  can be embedded within a 2-dimensional function  $g(x, y)$  in two ways: using constraints  $g(x, y_0) = f(x)$ , or limits  $\lim_{y \rightarrow y_0} g(x, y) = f(x)$ . In either case, many of the properties of the source function  $f(x)$  are preserved, but not necessarily all of them. In particular, these different methods alter gradient optimization calculations. That is, the gradient is properly calculated when constraints are used,  $f'(x) = g'(x, y_0)$ , but not when a limit process is used,  $f'(x) \neq \lim_{y \rightarrow y_0} \nabla g(x, y)$  (where  $\nabla$  indicates a gradient operator).

In this paper, we will show that exactly the same discrepancies arise when probability theory and game theory are applied to simple probability spaces, and that these discrepancies can be significant. It is useful to indicate the magnitude of these discrepancies here to motivate the paper (with full details given in later sections below). We

---

\*Electronic address: mjpgagen@gmail.com

consider a simple card game with two potentially correlated variables  $x, y \in \{0, 1\}$  with joint probability distribution  $P_{xy}$ . In the case where  $x$  and  $y$  are perfectly correlated, probability theory (denoted by P) and game theory (denoted by G) respectively assign different dimensions to both the Fisher information matrix ( $F$ ) and the gradient of the log Likelihood function ( $\nabla L$ ), and can disagree on the value of the gradient of the joint entropy at some points ( $\nabla E_{xy}$ ):

	P	G	
$\dim(F)$	1	3	(1)
$\dim(\nabla L)$	1	3	
$ \nabla E $	0	$\infty$ .	

These fields also disagree on the probability space gradients of both the normalization condition ( $P_{00} + P_{11} = 1$ ) and the requirement that the joint entropy equates to the marginal entropy ( $E_{xy} - E_x = 0$ ):

	P	G	
$\nabla(P_{00} + P_{11})$	0	$\neq 0$	(2)
$\nabla(E_{xy} - E_x)$	0	$\neq 0$ .	

Should these fields model a change of variable within this game, they further disagree on the rank of the transform matrix ( $A$ ), and on the invertibility of the Jacobian matrix ( $J$ ):

	P	G	
$\text{Rank}(A)$	1	2	(3)
$J$	Singular	Invertible.	

These fields even disagree on the dimension ( $d$ ) and volume ( $V$ ) of the minimal probability space used to analyze the game:

	P	G	
$d$	1	3	(4)
$V$	1	$\frac{1}{6}$ .	

The differences between game theory and probability theory arise due to the different use of isomorphic mappings to construct mixed strategy spaces.

In Section II we show the necessity for considering isomorphic probability spaces using examples ranging from simple dice games to bivariate normal distributions. Section III collects results for the mixed and behavioural strategy spaces of a simple two-stage game and again establishes the necessity for taking account of isomorphic probability distributions. We apply these results in Section IV to optimizing highly nonlinear random functions over a decision tree involving correlated variables. This section is then generalized and applied to a strategic game in Section V. Throughout, we place the details of many calculations within the Appendices to show working and avoid cluttering the paper.

## II. OPTIMIZATION AND ISOMORPHIC PROBABILITY SPACES

In this section, we introduce the need to use isomorphic mappings when embedding probability spaces within mixed spaces.

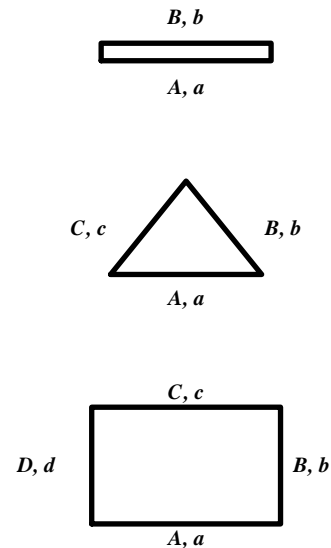


FIG. 1: Three alternate dice with different numbers of sides. A coin with sides  $A$  and  $B$  appearing with respective probabilities  $a$  and  $b$ , a triangle with faces  $A, B$  and  $C$  occurring with respective probabilities  $a, b$  and  $c$ , and a square die with faces  $A, B, C$  and  $D$  each occurring with respective probabilities  $a, b, c$  and  $d$ .

### A. Isomorphic dice

Consider the three alternate dice shown in Fig. 1 representing a 2-sided coin, a 3-sided triangle, and a 4-sided square. Faces are labeled with capital letters and the probabilities of each face appearing are labeled with the corresponding small letter. The corresponding probability spaces defined by these die are

$$\begin{aligned} \mathcal{P}_{\text{coin}} &= \{x \in \{A, B\}, \{a, b\}\} \\ \mathcal{P}_{\text{triangle}} &= \{x \in \{A, B, C\}, \{a, b, c\}\} \\ \mathcal{P}_{\text{square}} &= \{x \in \{A, B, C, D\}, \{a, b, c, d\}\}. \end{aligned} \quad (5)$$

Here the required sigma-algebras are not listed, and each of these spaces are subject to the usual normalization conditions. For notational convenience we sometimes write  $(p_1, p_2, p_3, p_4) = (a, b, c, d)$  and denote the number of sides of each respective die as  $n \in \{2, 3, 4\}$ .

We now wish to optimize a nonlinear function over these spaces, and we choose a function which cannot be optimized using standard approaches in game theory. The chosen function is

$$F = V^2 E_x, \quad (6)$$

with

$$\begin{aligned} V &= \int_{\text{space}} dv \\ E_x &= -\sum_{i=1}^n p_i \log p_i, \end{aligned} \quad (7)$$

where  $V$  is the volume of each respective probability parameter space and  $E_x$  is the marginal entropy of each

space [12]. We will complete this optimization in three different ways, two of which will be consistent with each other and inconsistent with the third.

As a first pass at optimizing the function  $F$ , we simply maximize  $F$  within each probability space and then compare the optimal outcomes to determine the best achievable outcome. As is well understood, the entropy of a set of  $n$  events is maximized when those events are equiprobable giving a maximum entropy of  $E_{x,\max} = \log n$ . Using the volume results of Eqs. A2–A4, the function  $F$  takes maximum values in the three probability spaces of

$$\begin{aligned} F_{\text{coin}, \max} &= \log 2 \\ F_{\text{triangle}, \max} &= \frac{\log 3}{4} \\ F_{\text{square}, \max} &= \frac{\log 4}{36}. \end{aligned} \quad (8)$$

Comparing these outcomes makes it clear that the best that can be achieved is to use a coin with equiprobable faces.

The second method uses isomorphisms to map all of the three incommensurate source spaces into a single target space. We choose our mappings as follows:

$$\begin{aligned} \mathcal{P}'_{\text{coin}} &= \{x \in \{A, B, C, D\}, \{a, b, c, d\}\}_{(cd)=(00)} \\ \mathcal{P}'_{\text{triangle}} &= \{x \in \{A, B, C, D\}, \{a, b, c, d\}\}_{d=0} \\ \mathcal{P}'_{\text{square}} &= \{x \in \{A, B, C, D\}, \{a, b, c, d\}\}. \end{aligned} \quad (9)$$

Here, while all probability spaces share a common event set and probability distribution, the isomorphic mappings impose constraints on the  $\mathcal{P}'_{\text{coin}}$  and  $\mathcal{P}'_{\text{triangle}}$  spaces. The constraints arise from mapping the null sets of zero probability from each source space to the corresponding events of the enlarged target space. The target probability space is shown in Fig. 2 where the normalization condition  $d = 1 - a - b - c$  is used. The points corresponding to the probability spaces of the coin  $\mathcal{P}'_{\text{coin}}$  are mapped along the line  $a + b = 1$  with constraint  $(c, d) = (0, 0)$ . Those points corresponding to the probability spaces of the triangle  $\mathcal{P}'_{\text{triangle}}$  are mapped along the surface  $a + b + c = 1$  with constraint  $d = 0$ . Finally, the probability spaces corresponding to the square  $\mathcal{P}'_{\text{square}}$  fill the volume  $a + b + c + d = 1$  and are not subject to any other constraint.

The interesting point about the target space is that many points, e.g.  $(a, b, c, d) = (\frac{1}{2}, \frac{1}{2}, 0, 0)$ , lie in all of the probability spaces of the coin, triangle, and square die and are only distinguished by which constraints are acting. That is, when this point is subject to the constraint  $(c, d) = (0, 0)$ , then it corresponds to the probability space  $\mathcal{P}'_{\text{coin}}$  (and not to any other). Conversely, when this same point is subject to an imposed constraint  $d = 0$  then it corresponds to the probability space  $\mathcal{P}'_{\text{triangle}}$ . Finally, when no constraints apply then, and only then does this point correspond to the probability space of the square  $\mathcal{P}'_{\text{square}}$ . This means that it is not the probability values possessed by a point which determines its corresponding probability space but the probability values in combination with the constraints acting at that point.

It is now straightforward to use the isomorphically constrained target space to maximize the function  $F$  over all embedded probability spaces using standard constrained optimization techniques. For instance, to optimize  $F$

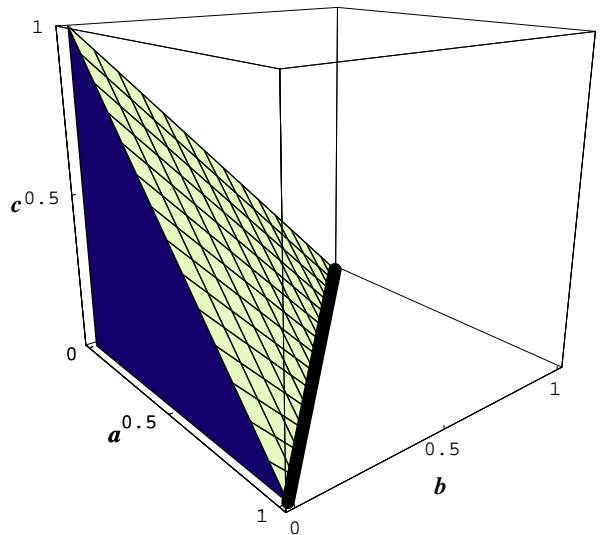


FIG. 2: The target space containing points corresponding to the probability spaces respectively of the coin  $\mathcal{P}'_{\text{coin}}$  along the line  $a + b = 1$  with constraint  $(c, d) = (0, 0)$  (heavy line), of the triangle  $\mathcal{P}'_{\text{triangle}}$  along the surface  $a + b + c = 1$  with constraint  $d = 0$  (hashed surface), and of the square  $\mathcal{P}'_{\text{square}}$  filling the volume  $a + b + c + d = 1$  (filled polygon). Note that points such as  $(a, b, c) = (0.5, 0.5, 0)$  correspond to all three probability spaces and are only distinguished by which constraints are acting.

over points corresponding to the coin and subject to the constraint  $(c, d) = (0, 0)$  then either simply resolve the constraint via setting  $c = d = 0$  before the optimization begins, or simply evaluate the gradient of  $F$  at all points  $(a, b, 0, 0)$  in the direction of the unit vector  $\frac{1}{\sqrt{2}}(-1, 1, 0, 0)$  lying along the line  $a + b = 1$ . (See Eq. A6.) An optimization over all three isomorphic constraints leads to the same outcomes as obtained previously in Eq. 8. This completes the second optimization analysis and as promised, it is consistent with the results of the first.

The same is not true of the third optimization approach which produces results inconsistent with the first two. The reason we present this method is that it is in common use in game theory. The third optimization method commences by noting that the probability space of the square is complete in that it already “contains” all of probability spaces of the triangle and of the coin. This allows a square probability space to mimic a coin probability space by simply taking the limit  $(c, d) \rightarrow (0, 0)$ . Similarly, the square mimics the triangle through the limit  $d \rightarrow 0$ . In turn, this means that an optimization over the space of the square is effectively an optimization over every choice of space within the square. Specifically, game theory discards constraints to model the choice between contained probability spaces. This optimization over the points of the square has already been completed above. When optimizing the function  $F$  over the unconstrained points corresponding to the square, the maximum value is  $F = \log(4)/36$  at  $(a, b, c, d) = (\frac{1}{4}, \frac{1}{4}, \frac{1}{4}, \frac{1}{4})$ , and according to game theory, this is the best outcome when players have a choice between the coin, the triangle, or the square.

The optimum result obtained by the third optimization method, that used by game theory, conflicts with those

found by the previous two methods as commonly used in probability theory. The difference arises as game theory models a choice between probability spaces by making players uncertain about the values of their probability parameters within any probability space. Consequently, their probability parameters are always subject to infinitesimal fluctuations, i.e.  $c > 0^+$  or  $d > 0^+$  always. These fluctuations alter the dimensions of the space which impacts on the calculation of the volume  $V$  and alters the calculated gradient of the entropy. Game theory eschews the role of isomorphism constraints within probability spaces on the grounds that any such constraints restrict player uncertainty and hence their ability to choose between different probability spaces. The probability parameter fluctuations mean that players have access to all possible probability dimensions at all times so a single mixed space is the appropriate way to model the choice between contained probability spaces. In contrast, probability theory holds that the choice between probability spaces introduces player uncertainty about which space to use, but specifically does not introduce uncertainty into the parameters within any individual probability space. As a result, probability theory employs isomorphic constraints to ensure that the properties of each embedded probability space within the mixed space are unchanged.

The upshot is that a game theorist cannot evaluate the Entropy (or uncertainty) gradient of a coin toss while considering alternate die because uncertainty about which dice is used bleeds into the Entropy calculation. However, the probability theorist will distinguish between their uncertainty about which face of the coin will appear and their uncertainty about which dice is being used.

## B. Continuous bivariate Normal spaces

The above results are general. When source probability spaces are embedded within target probability spaces, then the use of isomorphic mapping constraints will preserve all properties of the embedded spaces. Conversely, when constraints are not used then some of the properties of the embedded spaces will not be preserved in general. We illustrate this now using normally distributed continuous random variables.

Consider two normally distributed continuous independent random variables  $x$  and  $y$  with  $x, y \in (-\infty, \infty)$ . When independent, these variables have a joint probability distribution  $P_{xy}$  which is continuous and differentiable in six variables,  $P_{xy}(x, \mu_x, \sigma_x, y, \mu_y, \sigma_y)$  where the respective means are  $\mu_x$  and  $\mu_y$  and the variances are  $\sigma_x^2$  and  $\sigma_y^2$ . The marginal distributions are  $P_x(x, \mu_x, \sigma_x)$  and  $P_y(y, \mu_y, \sigma_y)$ . (See Eq. A7.)

The independent joint distribution  $P_{xy}$  can now be embedded into an enlarged distribution representing two potentially correlated normally distributed variables  $x$  and  $y$ . This enlarged distribution  $P'_{xy}(x, \mu_x, \sigma_x, y, \mu_y, \sigma_y, \rho)$  differs from  $P_{xy}$  in its dependence on the correlation parameter  $\rho_{xy} = \rho$  with  $\rho \in (-1, 1)$ . This distribution is continuous and differentiable in seven variables. (See Eq. A9.) An isomorphic embedding requires that the unit probability subset of  $P_{xy}$  be mapped onto the unit probability subset of  $P'_{xy}$  and this is achieved by imposing

an external constraint that  $\rho = 0$  in the enlarged space. Hence, we expect  $P'_{xy}|_{\rho=0} = P_{xy}$ . It is readily confirmed that when the isomorphism constraint is imposed on the enlarged distribution all properties are preserved, while this is not the case in the absence of the constraint. The probability distributions must satisfy a number of gradient relations (with the gradient operator  $\nabla$  a function of seven variables), for instance

$$\begin{aligned} \nabla [P'_{xy} - P'_x P'_y]|_{\rho=0} &= 0 \\ \lim_{\rho \rightarrow 0} \nabla [P'_{xy} - P'_x P'_y] &\neq 0 \\ \nabla [P'_{x|y} - P'_x]|_{\rho=0} &= 0 \\ \lim_{\rho \rightarrow 0} \nabla [P'_{x|y} - P'_x] &\neq 0. \end{aligned} \quad (10)$$

(See Eq. A14.) Similarly, the expectations of functions of the  $x$  and  $y$  variables must also satisfy a number of gradient relations (with the gradient operator  $\nabla$  now a function of five variables), for instance

$$\begin{aligned} \nabla [\langle xy \rangle' - \langle x \rangle' \langle y \rangle']|_{\rho=0} &= 0 \\ \lim_{\rho \rightarrow 0} \nabla [\langle xy \rangle' - \langle x \rangle' \langle y \rangle'] &\neq 0. \end{aligned} \quad (11)$$

(See Eq. A16.)

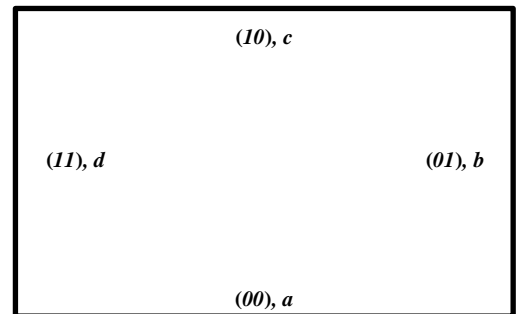


FIG. 3: A four-sided square probability space where joint variables  $x$  and  $y$  take values  $(x, y) \in \{(0, 0), (0, 1), (1, 0), (1, 1)\}$  with respective probabilities  $(a, b, c, d)$ .

## C. Joint probability space optimization

We will briefly now examine isomorphisms between the joint probability spaces of two arbitrarily correlated random variables. In particular, we consider two random variables  $x, y$  as appear on the square dice of Fig. 3 with probability space

$$\mathcal{P}_{\text{square}} = \{(x, y) \in \{(0, 0), (0, 1), (1, 0), (1, 1)\}, \{a, b, c, d\}\}. \quad (12)$$

The correlation between the  $x$  and  $y$  variables is

$$\begin{aligned} \rho_{xy} &= \frac{\langle xy \rangle - \langle x \rangle \langle y \rangle}{\sigma_x \sigma_y} \\ &= \frac{ad - bc}{\sqrt{(c+d)(a+b)(b+d)(a+c)}}. \end{aligned} \quad (13)$$

Here,  $\sigma_x$  and  $\sigma_y$  are the respective standard deviations of the  $x$  and  $y$  variables.

The space  $\mathcal{P}_{\text{square}}$  of course contains many embedded or contained spaces. We will separately consider the case where  $x$  and  $y$  are perfectly correlated, and where they are independent. As noted previously, there are two distinct ways for these spaces to be contained within  $\mathcal{P}_{\text{square}}$ , namely using isomorphism constraints or using limit processes. These two ways give the respective definitions for the perfectly correlated case

$$\begin{aligned}\mathcal{P}_{\text{corr}} &= \{(x, y) \in \{(0, 0), (0, 1), (1, 0), (1, 1)\}, \\ &\quad \{a, b, c, d\}\}_{|_{b=c=0}} \\ \mathcal{P}'_{\text{corr}} &= \lim_{(bc) \rightarrow (00)} \{(x, y) \in \{(0, 0), (0, 1), (1, 0), (1, 1)\}, \\ &\quad \{a, b, c, d\}\}\end{aligned}\quad (14)$$

and for the independent case

$$\begin{aligned}\mathcal{P}_{\text{ind}} &= \{(x, y) \in \{(0, 0), (0, 1), (1, 0), (1, 1)\}, \\ &\quad \{a, b, c, d\}\}_{|_{ad=bc}} \\ \mathcal{P}'_{\text{ind}} &= \lim_{ad \rightarrow bc} \{(x, y) \in \{(0, 0), (0, 1), (1, 0), (1, 1)\}, \\ &\quad \{a, b, c, d\}\}.\end{aligned}\quad (15)$$

Here, all spaces satisfy the normalization constraint  $a + b + c + d = 1$ , which we typically resolve using  $d = 1 - a - b - c$ . Evaluating any function dependent on a gradient or completing an optimization task using either isomorphic constraints or limit processes can naturally result in different outcomes as we now illustrate.

### 1. Perfectly correlated probability spaces

We first consider the case where the  $x$  and  $y$  variables are perfectly correlated in the spaces  $\mathcal{P}_{\text{corr}}$  with isomorphism constraints or  $\mathcal{P}'_{\text{corr}}$  using limit processes.

The maximum achievable joint entropy [12] for our two perfectly correlated variables obviously occurs at the point where they are equiprobable. This can be found by evaluating the gradient of the joint entropy function

$$E_{xy}(a, b, c) = - \sum_{xy} P_{xy} \log P_{xy}. \quad (16)$$

In the space  $\mathcal{P}_{\text{corr}}$ , the gradient optimization  $\nabla E_{xy}|_{b=c=0} = 0$  locates an optimum point at  $(a, b, c, d) = (\frac{1}{2}, 0, 0, \frac{1}{2})$ , while in the space  $\mathcal{P}'_{\text{corr}}$  the optimum at  $\nabla E_{xy} = 0$  locates the point  $(a, b, c, d) = (\frac{1}{4}, \frac{1}{4}, \frac{1}{4}, \frac{1}{4})$ . (See Eq. A19.)

The Fisher Information is defined in terms of probability space gradients as the amount of information obtained about a probability parameter from observing any event [12]. It is a matrix  $F_{ij}$  with elements  $i, j \in \{1, 2, 3\}$ . In the isomorphically constrained space  $\mathcal{P}_{\text{corr}}$ , the Fisher Information is a scalar via

$$F_{ij}|_{b=c=0} = F_{11} = \frac{1}{a(1-a)}, \quad (17)$$

equal to the inverse of the Variance as required. A very different result is obtained in the unconstrained space  $\mathcal{P}'_{\text{corr}}$  where the Fisher Information is a much larger matrix. (See Eq. A20.)

Probability parameter gradients also allow estimation of probability parameters by locating points where the

Log Likelihood function is maximized  $\nabla \log L = 0$  [12]. This evaluation takes very different forms in the isomorphically constrained space  $\mathcal{P}_{\text{corr}}$  and the unconstrained space  $\mathcal{P}'_{\text{corr}}$  as shown in Eq. A24. Coincidentally however, in our case the same estimated outcomes can be achieved in both spaces. For example, if an observation of  $n$  trials shows  $n_a$  instances of  $(x, y) = (0, 0)$  and  $n - n_a$  instances of  $(x, y) = (1, 1)$  then both constrained and unconstrained approaches give the best estimates of the probability parameters of  $(a, b, c, d) = (\frac{n_a}{n}, 0, 0, 1 - \frac{n_a}{n})$ .

Finally, when  $x$  and  $y$  are perfectly correlated it is necessarily the case that expectations satisfy  $\langle x \rangle - \langle y \rangle = 0$ , that variances satisfy  $V(x) - V(y) = 0$ , that the joint entropy is equal to the entropy of each variable so  $E_{xy} - E_x = 0$ , and that finally, the correlation between these variables satisfies  $\rho_{xy} - 1 = 0$ . All of these properties lead to gradient relations in the  $\mathcal{P}_{\text{corr}}$  and  $\mathcal{P}'_{\text{corr}}$  spaces of:

$$\begin{aligned}\nabla [\langle x \rangle - \langle y \rangle]|_{b=c=0} &= 0 \\ \lim_{(bc) \rightarrow (00)} \nabla [\langle x \rangle - \langle y \rangle] &= -\hat{b} + \hat{c} \\ \nabla [V(x) - V(y)]|_{b=c=0} &= 0 \\ \lim_{(bc) \rightarrow (00)} \nabla [V(x) - V(y)] &= (1 - 2a)\hat{b} - (1 - 2a)\hat{c} \\ \nabla [E_{xy} - E_x]|_{b=c=0} &= 0 \\ \lim_{(bc) \rightarrow (00)} \nabla [E_{xy} - E_x] &\neq \text{undefined} \\ \nabla \rho_{xy}|_{b=c=0} &= 0 \\ \nabla \rho_{xy} &\neq 0.\end{aligned}\quad (18)$$

Obviously, taking the limit  $(b, c) \rightarrow (0, 0)$  does not reduce the limit equations to the required relations. (See Eq. A25.)

### 2. Independent probability spaces

We next consider the case where the  $x$  and  $y$  variables are independent using the spaces  $\mathcal{P}_{\text{ind}}$  with isomorphism constraints or  $\mathcal{P}'_{\text{ind}}$  with limit processes.

When random variables are independent, then their joint probability distribution is separable for every allowable probability parameter of  $\mathcal{P}_{\text{ind}}$  or  $\mathcal{P}'_{\text{ind}}$ . This means the gradient of this separability property must be invariant across both probability spaces. That is, we must have both  $P_{xy} = P_x P_y$  everywhere and hence  $\nabla [P_{xy} - P_x P_y] = 0$ . Similarly, separability requires we also satisfy  $\nabla [\langle xy \rangle - \langle x \rangle \langle y \rangle] = 0$ . Further, every independent space must have conditional probabilities equal to marginal probabilities and so satisfy  $\nabla [P_{x|y} - P_x] = 0$ . Finally, two independent variables have joint entropy equal to the sum of the individual entropies so every independent space must satisfy  $\nabla [E_{xy} - E_x - E_y] = 0$ . These relations evaluate differently in either  $\mathcal{P}_{\text{ind}}$  with isomorphism constraints or  $\mathcal{P}'_{\text{ind}}$  with limit processes. We have:

$$\begin{aligned}\nabla [P_{xy}(00) - P_x(0)P_y(0)]|_{ad=bc} &= 0 \\ \lim_{ad \rightarrow bc} \nabla [P_{xy}(00) - P_x(0)P_y(0)] &= \lim_{ad \rightarrow bc} \nabla (ad - bc) \neq 0 \\ \nabla [\langle xy \rangle - \langle x \rangle \langle y \rangle]|_{ad=bc} &= 0 \\ \lim_{ad \rightarrow bc} \nabla [\langle xy \rangle - \langle x \rangle \langle y \rangle] &= \lim_{ad \rightarrow bc} \nabla (ad - bc) \neq 0 \\ \nabla [P_{x|y}(0|0) - P_x(0)]|_{ad=bc} &= 0\end{aligned}$$

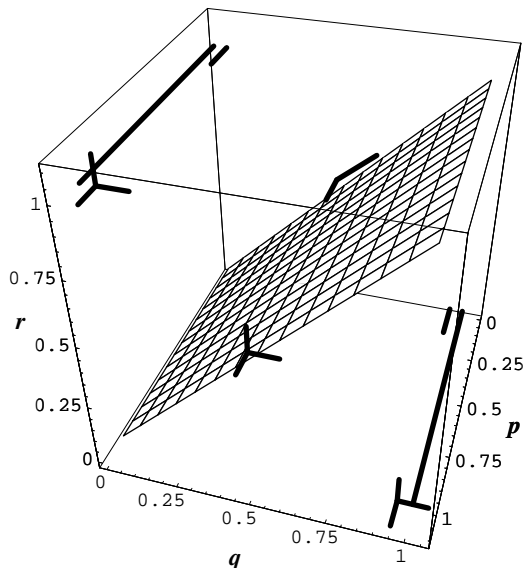


FIG. 4: A schematic representation where a three dimensional target probability strategy space  $(p, q, r)$  embeds respectively several one dimensional probability spaces associated with perfectly correlated variables (lines, upper left and lower right), and a two dimensional probability space associated with independent variables (plane, middle). An exact isomorphism preserves the respective original tangent spaces shown via one and two dimensional axes offset in background. A weak isomorphism fails to preserve the original tangent spaces of the source probability distributions and assigns the three dimensional tangent space of the target space to every embedded distribution (as shown in foreground slightly offset from each embedded space).

$$\begin{aligned} \lim_{ad \rightarrow bc} \nabla [P_{x|y}(0|0) - P_x(0)] &= \lim_{ad \rightarrow bc} \nabla \left[ \frac{ad - bc}{a + c} \right] \neq 0 \\ \nabla [E_{xy} - E_x - E_y] |_{ad=bc} &= 0 \\ \lim_{ad \rightarrow bc} \nabla [E_{xy} - E_x - E_y] &\neq 0. \end{aligned} \quad (19)$$

(See Eqs. A27 to A29.)

#### D. Discussion

There are two approaches to optimization over probability spaces presented here. Probability theory uses isomorphic constraints to exactly preserve the properties of embedded probability spaces and then compares these exactly calculated values. Game theory eschews the use of isomorphic constraints and in effect, argues that any uncertainty about which probability space to choose bleeds into many calculations within a given space and alters the calculated outcomes.

When probability spaces are represented as geometries, then it is expected that at least some of the properties of the probability space will be rendered in geometric terms. How these geometrical properties are preserved when a probability space is embedded within another is the question. Probability theory requires the exact preservation of all properties of every source space and this is achieved by imposing different constraints on different points within the target space. Game theory in contrast, imposes a single target space geometry onto every source probability space. One way to picture this

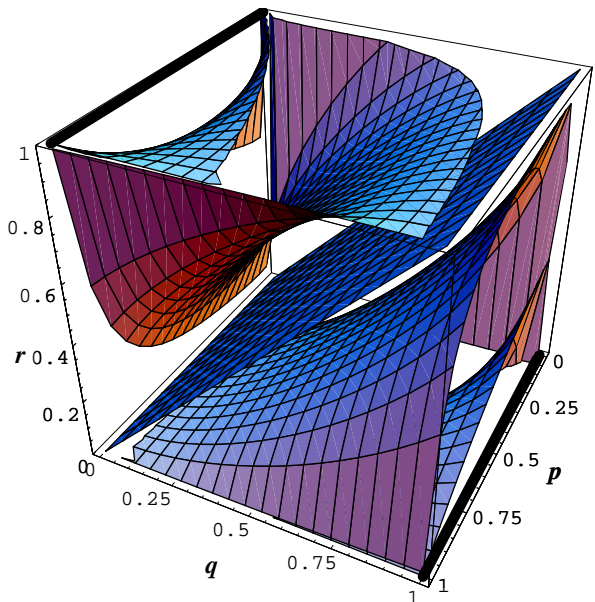


FIG. 5: Every point within the  $(p, q, r)$  probability space shown specifies a particular state of correlation  $\rho_{xy}(p, q, r)$  between the  $x$  and  $y$  variables. We show here several lines and surfaces of constant correlation taking values from top left to bottom right of  $\rho_{xy} = +1, +0.75, +0.25, 0, -0.25, -0.75, -1$ . The optimization of expectations at any point  $(p, q, r)$  must take account of correlated changes between  $x$  and  $y$ .

is shown in Fig. 4. This figure shows how probability theory exactly preserves the dimensionality and tangent spaces of embedded probability spaces, while game theory overwrites these properties of the embedded spaces with the corresponding properties of the mixed space.

In probability theory, the different isomorphism constraints and tangent spaces acting at each point define non-intersecting lines and surfaces within the target space. Some of these are shown in Fig. 5 representing the  $(p, q, r)$  simplex of the two potentially correlated  $x$  and  $y$  variables (this behavioural space is defined in the next section). Here, each state of correlation is a constant and cannot vary during an optimization analysis so an optimization procedure must sequentially take account of every possible correlation state between these variables, setting  $\rho_{xy} = \rho$  for all  $\rho \in [-1, 1]$ . These optimum points can then be compared to determine which correlation state between  $x$  and  $y$  returns the best value.

Unsurprisingly, these two distinct approaches can sometimes generate conflicting results.

### III. MIXED AND BEHAVIOURAL STRATEGY SPACES

The different approaches of probability theory and game theory to isomorphic embeddings also impacts on the definitions of mixed and behavioural strategy spaces. As usual, we will compare these spaces both with and without isomorphism constraints. Our focus will be on a simple decision problem involving two random variables  $x, y \in \{0, 1\}$  where  $y$  is potentially conditioned on  $x$  as shown in the behavioural strategy decision tree of Fig. 6.

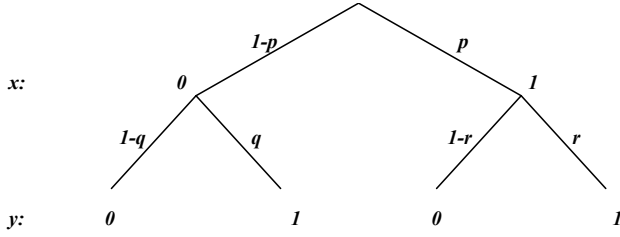


FIG. 6: A simple decision tree where potentially independent or correlated variables  $x$  and  $y$  take values  $\{0, 1\}$  with the probabilities shown. This defines the  $(p, q, r)$  behavioural probability space.

### A. Mixed strategy space $\mathcal{P}_M$

The mixed strategy space is denoted  $\mathcal{P}_M$ , and determines the choice of  $x$  via a probability distribution  $\alpha$  while the respective choices of  $y$  on the left branch of the decision tree  $y_l$  and on the right branch  $y_r$  are determined by an independent probability distribution  $\beta$  according to the following table:

$(y_l, y_r) =$	(0, 0)	(0, 1)	(1, 0)	(1, 1)
$(x, y)$	$\beta_0$	$\beta_1$	$\beta_2$	$\beta_3$
$\alpha_0$	(0, 0)	(0, 0)	(0, 1)	(0, 1)
$\alpha_1$	(1, 0)	(1, 1)	(1, 0)	(1, 1)

(20)

The mixed strategy simplex for each player is respectively  $S^X = \{(\alpha_0, \alpha_1) \in R_+^2 : \sum_j \alpha_j = 1\}$  and  $S^Y = \{(\beta_0, \beta_1, \beta_2, \beta_3) \in R_+^4 : \sum_j \beta_j = 1\}$ . The associated tangent spaces are  $T^X = \{z \in R^2 : \sum_j z_j = 0\}$  and  $T^Y = \{z \in R^4 : \sum_j z_j = 0\}$ , equivalent to every possible positive or negative fluctuation in the probabilities of the the pure strategies of each player. The joint probability distribution  $P_{xy}(x, y)$  for  $x$  and  $y$  is

$$\begin{aligned}
 P_{xy}(0, 0) &= (1 - \alpha_1)(1 - \beta_2 - \beta_3) \\
 P_{xy}(0, 1) &= (1 - \alpha_1)(\beta_2 + \beta_3) \\
 P_{xy}(1, 0) &= \alpha_1(1 - \beta_1 - \beta_3) \\
 P_{xy}(1, 1) &= \alpha_1(\beta_1 + \beta_3).
 \end{aligned}
 \tag{21}$$

Here, we have used normalization constraints to eliminate  $\alpha_0$  and  $\beta_0$ . The expectations of the  $x$  and  $y$  variables are given by

$$\begin{aligned}
 \langle x \rangle &= \alpha_1 \\
 \langle y \rangle &= \beta_2 + \beta_3 + \alpha_1(\beta_1 - \beta_2) \\
 \langle xy \rangle &= \alpha_1(\beta_1 + \beta_3),
 \end{aligned}
 \tag{22}$$

while their variances are

$$\begin{aligned}
 V(x) &= \alpha_1(1 - \alpha_1) \\
 V(y) &= [\beta_2 + \beta_3 + \alpha_1(\beta_1 - \beta_2)] \times \\
 &\quad \times [1 - \beta_2 - \beta_3 - \alpha_1(\beta_1 - \beta_2)].
 \end{aligned}
 \tag{23}$$

For completeness, we note the marginal and joint entropies are

$$E_x = -(1 - \alpha_1) \log(1 - \alpha_1) - \alpha_1 \log \alpha_1$$

$$\begin{aligned}
 E_y &= -[1 - \beta_2 - \beta_3 + \alpha_1(\beta_2 - \beta_1)] \times \\
 &\quad \log[1 - \beta_2 - \beta_3 + \alpha_1(\beta_2 - \beta_1)] \\
 &\quad - [\beta_2 + \beta_3 - \alpha_1(\beta_2 - \beta_1)] \times \\
 &\quad \log[\beta_2 + \beta_3 - \alpha_1(\beta_2 - \beta_1)] \\
 E_{xy} &= -(1 - \alpha_1)(1 - \beta_2 - \beta_3) \log[(1 - \alpha_1)(1 - \beta_2 - \beta_3)] \\
 &\quad - (1 - \alpha_1)(\beta_2 + \beta_3) \log[(1 - \alpha_1)(\beta_2 + \beta_3)] \\
 &\quad - \alpha_1(1 - \beta_1 - \beta_3) \log[\alpha_1(1 - \beta_1 - \beta_3)] \\
 &\quad - \alpha_1(\beta_1 + \beta_3) \log[\alpha_1(\beta_1 + \beta_3)].
 \end{aligned}
 \tag{24}$$

Naturally, the mixed strategy probability space can model any state of correlation between  $x$  and  $y$  with the correlation give by

$$\rho_{xy}(\alpha_1, \beta_1, \beta_2, \beta_3) = \frac{\sqrt{\alpha_1(1 - \alpha_1)(\beta_1 - \beta_2)}}{\sqrt{\langle y \rangle [1 - \langle y \rangle]}}. \tag{25}$$

Then, when  $x$  and  $y$  are perfectly correlated we have  $\rho_{xy} = 1$  requiring the constraints  $\beta_1 = 1$  and  $\beta_0 = \beta_2 = \beta_3 = 0$ . When  $x$  and  $y$  are perfectly anti-correlated we have  $\rho_{xy} = -1$  requiring the constraints  $\beta_2 = 1$  and  $\beta_0 = \beta_1 = \beta_3 = 0$ . Finally, when  $x$  and  $y$  are independent we have  $\rho_{xy} = 0$  requiring the constraint  $\beta_1 = \beta_2$ .

### B. Behavioural strategy space $\mathcal{P}_B$

The behavioural strategy probability space [4] is denoted  $\mathcal{P}_B$  and is parameterized as shown in Fig. 6. The behavioural strategy space for the players is  $S^{XY} = \{(p, q, r) \in R_+^3 : 0 \leq p, q, r \leq 1\}$  after taking account of normalization. The associated tangent space is  $T^{XY} = \{z \in R^3\}$ . The probability  $P_{xy}(x, y)$  that  $x$  and  $y$  take on their respective values is

$$\begin{aligned}
 P_{xy}(0, 0) &= (1 - p)(1 - q) \\
 P_{xy}(0, 1) &= (1 - p)q \\
 P_{xy}(1, 0) &= p(1 - r) \\
 P_{xy}(1, 1) &= pr.
 \end{aligned}
 \tag{26}$$

This distribution gives the following expected values:

$$\begin{aligned}
 \langle x \rangle &= p \\
 \langle y \rangle &= q + p(r - q) \\
 \langle xy \rangle &= pr,
 \end{aligned}
 \tag{27}$$

while the variances of the  $x$  and  $y$  variables are

$$\begin{aligned}
 V(x) &= p(1 - p) \\
 V(y) &= [q + p(r - q)][1 - q - p(r - q)].
 \end{aligned}
 \tag{28}$$

The marginal and joint entropies between the  $x$  and  $y$  variables are

$$\begin{aligned}
 E_x &= -(1 - p) \log(1 - p) - p \log p \\
 E_y &= -[(1 - p)(1 - q) + p(1 - r)] \times \\
 &\quad \log[(1 - p)(1 - q) + p(1 - r)] \\
 &\quad - [(1 - p)q + pr] \log[(1 - p)q + pr] \\
 E_{xy} &= -(1 - p)(1 - q) \log[(1 - p)(1 - q)] \\
 &\quad - (1 - p)q \log[(1 - p)q] \\
 &\quad - p(1 - r) \log[p(1 - r)] \\
 &\quad - pr \log[pr].
 \end{aligned}
 \tag{29}$$

$\rho_{xy} = 1$	$\mathcal{P}_M$	$\mathcal{P}_B$	$\mathcal{P}_M _{\beta_1=1}$	$\mathcal{P}_B _{(q,r)=(0,1)}$
Parameters	$\alpha_1, \beta_1, \beta_2, \beta_3$	$p, q, r$	$\alpha_1$	$p$
Dimensions	4	3	1	1
$\nabla$ operator	$\frac{\partial}{\partial \alpha_1} \hat{\alpha}_1 + \frac{\partial}{\partial \beta_1} \hat{\beta}_1 + \frac{\partial}{\partial \beta_2} \hat{\beta}_2 + \frac{\partial}{\partial \beta_3} \hat{\beta}_3$	$\frac{\partial}{\partial p} \hat{p} + \frac{\partial}{\partial q} \hat{q} + \frac{\partial}{\partial r} \hat{r}$	$\frac{\partial}{\partial \alpha_1} \hat{\alpha}_1$	$\frac{\partial}{\partial p} \hat{p}$
Gradient	$\lim_{\beta_1 \rightarrow 1} \nabla(\cdot)$	$\lim_{(q,r) \rightarrow (0,1)} \nabla(\cdot)$	$\nabla$	$\nabla$
Probability Conservation				
$\nabla [P_{xy}(0,0) + P_{xy}(1,1)]$	$\alpha_1 \hat{\beta}_1 - (1 - \alpha_1) \hat{\beta}_2 + (2\alpha_1 - 1) \hat{\beta}_3$	$-(1-p)\hat{q} + p\hat{r}$	0	0
$\nabla [P_{xy}(0,1) + P_{xy}(1,0)]$	$-\alpha_1 \hat{\beta}_1 + (1 - \alpha_1) \hat{\beta}_2 - (2\alpha_1 - 1) \hat{\beta}_3$	$(1-p)\hat{q} - p\hat{r}$	0	0
Conditionals				
$\nabla P_{x y}(0 0)$	$\frac{\alpha_1}{1-\alpha_1} (\hat{\beta}_1 + \hat{\beta}_3)$	$\frac{p}{1-p} \hat{r}$	0	0
$\nabla P_{x y}(0 1)$	$\frac{1-\alpha_1}{\alpha_1} (\hat{\beta}_2 + \hat{\beta}_3)$	$\frac{1-p}{p} \hat{q}$	0	0
Expectations				
$\nabla \langle x \rangle$	$\hat{\alpha}_1$	$\hat{p}$	$\hat{\alpha}_1$	$\hat{p}$
$\nabla \langle y \rangle$	$\hat{\alpha}_1 + \alpha_1 \hat{\beta}_1 + (1 - \alpha_1) \hat{\beta}_2 + \hat{\beta}_3$	$\hat{p} + (1-p)\hat{q} + p\hat{r}$	$\hat{\alpha}_1$	$\hat{p}$
$\nabla \langle xy \rangle$	$\hat{\alpha}_1 + \alpha_1 \hat{\beta}_1 + \alpha_1 \hat{\beta}_3$	$\hat{p} + p\hat{r}$	$\hat{\alpha}_1$	$\hat{p}$
Variance				
$\nabla [V(x) + V(y) - 2\text{cov}(x,y)]$	$-\alpha_1 \hat{\beta}_1 + (1 - \alpha_1) \hat{\beta}_2 + (1 - 2\alpha_1) \hat{\beta}_3$	$(1-p)\hat{q} - p\hat{r}$	0	0
Entropy				
$\nabla [E_{xy} - E_x]$	$\neq 0$	$\neq 0$	0	0
Correlation				
$\nabla \rho_{xy}$	$\neq 0$	$\neq 0$	0	0

$\rho_{xy} = 0$	$\mathcal{P}_M$	$\mathcal{P}_B$	$\mathcal{P}_M _{\beta_1=\beta_2}$	$\mathcal{P}_B _{r=q}$
Parameters	$\alpha_1, \beta_1, \beta_2, \beta_3$	$p, q, r$	$\alpha_1, \bar{\beta} = \beta_1 + \beta_3$	$p, q$
Dimensions	4	3	2	2
$\nabla$ operator	$\frac{\partial}{\partial \alpha_1} \hat{\alpha}_1 + \frac{\partial}{\partial \beta_1} \hat{\beta}_1 + \frac{\partial}{\partial \beta_2} \hat{\beta}_2 + \frac{\partial}{\partial \beta_3} \hat{\beta}_3$	$\frac{\partial}{\partial p} \hat{p} + \frac{\partial}{\partial q} \hat{q} + \frac{\partial}{\partial r} \hat{r}$	$\frac{\partial}{\partial \alpha_1} \hat{\alpha}_1 + \frac{\partial}{\partial \bar{\beta}} \hat{\beta}$	$\frac{\partial}{\partial p} \hat{p} + \frac{\partial}{\partial q} \hat{q}$
Gradient	$\lim_{\beta_2 \rightarrow \beta_1} \nabla(\cdot)$	$\lim_{r \rightarrow q} \nabla(\cdot)$	$\nabla$	$\nabla$
Probability				
$\nabla [P_{xy}(0,0) - P_x(0)P_y(0)]$	$\alpha_1(1 - \alpha_1)(\hat{\beta}_1 - \hat{\beta}_2)$	$p(1-p)(\hat{r} - \hat{q})$	0	0
$\nabla [P_{xy}(0,1) - P_x(0)P_y(1)]$	$\alpha_1(1 - \alpha_1)(\hat{\beta}_2 - \hat{\beta}_1)$	$p(1-p)(\hat{q} - \hat{r})$	0	0
$\nabla [P_{xy}(1,0) - P_x(1)P_y(0)]$	$\alpha_1(1 - \alpha_1)(\hat{\beta}_2 - \hat{\beta}_1)$	$p(1-p)(\hat{q} - \hat{r})$	0	0
$\nabla [P_{xy}(1,1) - P_x(1)P_y(1)]$	$\alpha_1(1 - \alpha_1)(\hat{\beta}_1 - \hat{\beta}_2)$	$p(1-p)(\hat{r} - \hat{q})$	0	0
Conditionals				
$\nabla [P_{x y}(0 0) - P_x(0)]$	$\frac{\alpha_1(1-\alpha_1)}{1-\beta_1-\beta_3} (\hat{\beta}_1 - \hat{\beta}_2)$	$\frac{p(1-p)}{(1-q)} (\hat{r} - \hat{q})$	0	0
$\nabla [P_{x y}(0 1) - P_x(0)]$	$\frac{\alpha_1(1-\alpha_1)}{\beta_1+\beta_3} (\hat{\beta}_2 - \hat{\beta}_1)$	$\frac{p(1-p)}{q} (\hat{q} - \hat{r})$	0	0
Expectation				
$\nabla [\langle xy \rangle - \langle x \rangle \langle y \rangle]$	$\alpha_1(1 - \alpha_1)(\hat{\beta}_1 - \hat{\beta}_2)$	$p(1-p)(\hat{r} - \hat{q})$	0	0
Entropy				
$\nabla [E_{xy} - E_x - E_y]$	$\neq 0$	$\neq 0$	0	0
Correlation				
$\nabla \rho_{xy}$	$\neq 0$	$\neq 0$	0	0

TABLE I: A comparison of calculated results for mixed  $\mathcal{P}_M$  and behavioural  $\mathcal{P}_B$  strategy spaces with those same spaces when subject to isomorphic constraints. We examine points where respectively the  $x$  and  $y$  variables are first perfectly correlated with  $\rho_{xy} = 1$  and then independent with  $\rho_{xy} = 0$ . In the unconstrained behavioural spaces, all quantities are evaluated at points satisfying  $\lim_{\beta_1 \rightarrow 1}$  or  $\lim_{(q,r) \rightarrow (0,1)}$  when  $\rho_{xy} = 1$ , and at points satisfying  $\lim_{\beta_2 \rightarrow \beta_1}$  or  $\lim_{r \rightarrow q}$  when  $\rho_{xy} = 0$ . The isomorphically constrained spaces are respectively indicated by  $\mathcal{P}_M|_{\beta_1=1}$  and  $\mathcal{P}_B|_{(q,r)=(0,1)}$  for the perfectly correlated case, and  $\mathcal{P}_M|_{\beta_1=\beta_2}$  and  $\mathcal{P}_B|_{r=q}$  when the variables are independent. Game theory and probability theory assign different dimensionality and tangent spaces to these cases. Many calculated results differ between these spaces.



The behavioural probability space also allows modeling any arbitrary state of correlation between the  $x$  and  $y$  variables where the correlation between  $x$  and  $y$  is

$$\rho_{xy} = \frac{\sqrt{p(1-p)}(r-q)}{\sqrt{[q+p(r-q)][1-q-p(r-q)]}}. \quad (30)$$

Then,  $x$  and  $y$  are perfectly correlated at  $\rho_{xy}(p, 0, 1) = 1$ , perfectly anti-correlated at  $\rho_{xy}(p, 1, 0) = -1$ , and uncorrelated if either  $p = 0$  or  $p = 1$  or  $q = r$  giving  $\rho_{xy} = 0$ . Hence, the decision tree of Fig. 6 encompasses every possible state of correlation between  $x$  and  $y$ , and thus it can be used to perform a complete analysis.

### C. Isomorphic Mixed and Behavioural Spaces

The mixed  $\mathcal{P}_M$  and behavioural  $\mathcal{P}_B$  strategy spaces contain embedded probability spaces where  $x$  and  $y$  are respectively perfectly correlated, independent, or partially correlated. As previously, we will now perform a comparison of probability spaces, both with and without isomorphic constraints, for various correlation states between the  $x$  and  $y$  variables. That is, we will compare the mixed strategy space  $\mathcal{P}_M$  and behavioural strategy space  $\mathcal{P}_B$  with isomorphism constrained mixed and behavioural strategy spaces as indicated using the following notation.

The case of perfectly correlated  $x$  and  $y$  variables is modeled by the spaces

$$\begin{aligned} \lim_{\beta_1 \rightarrow 1} \mathcal{P}_M & \quad \text{mixed} \\ \mathcal{P}_M|_{\beta_1=1} & \quad \text{constrained mixed} \\ \lim_{(q,r) \rightarrow (0,1)} \mathcal{P}_B & \quad \text{behavioural} \\ \mathcal{P}_B|_{(q,r)=(0,1)} & \quad \text{constrained behavioural} \end{aligned} \quad (31)$$

In these spaces we expect all of the following to hold:

- $\nabla [P_{xy}(0, 0) + P_{xy}(1, 1)] = 0$ ,
- $\nabla [P_{xy}(0, 1) + P_{xy}(1, 0)] = 0$ ,
- $\nabla [P_{x|y}(0|0)] = 0$ ,
- $\nabla [P_{x|y}(0|1)] = 0$ ,
- $\nabla [\langle x \rangle - \langle y \rangle] = 0$
- $\nabla [\langle x \rangle - \langle xy \rangle] = 0$
- $\nabla [\langle y \rangle - \langle xy \rangle] = 0$
- $\nabla [V(x - y)] = \nabla [V(x) + V(y) - 2\text{cov}(x, y)] = 0$
- $\nabla [E_{xy} - E_x] = 0$ .

Alternately, when  $x$  and  $y$  are independent, the relevant spaces are

$$\begin{aligned} \lim_{\beta_1 \rightarrow \beta_2} \mathcal{P}_M & \quad \text{mixed} \\ \mathcal{P}_M|_{\beta_1=\beta_2} & \quad \text{constrained mixed} \\ \lim_{r \rightarrow q} \mathcal{P}_B & \quad \text{behavioural} \\ \mathcal{P}_B|_{r=q} & \quad \text{constrained behavioural} \end{aligned} \quad (32)$$

In all these spaces, the probability distributions satisfy

- $\nabla [P_{xy} - P_x P_y] = 0$

- $\nabla [P_{x|y} - P_x] = 0$
- $\nabla [\langle xy \rangle - \langle x \rangle \langle y \rangle] = 0$
- $\nabla [E_{xy} - E_x - E_y] = 0$ .

Table I records whether each of the expected relations is satisfied for each of the mixed and behavioural spaces when they are either unconstrained, or isomorphically constrained. As might be expected, the results indicate that the weak isomorphisms used to construct the mixed and behavioural spaces of game theory are not able to reproduce necessarily true results from probability theory. Hence, the rational player of game theory is unable to reliably reproduce results from probability theory. These differences between game theory and probability theory need to be resolved.

### IV. OPTIMIZING SIMPLE DECISION TREES

We now turn to consider how the differences between probability theory and game theory influence decision tree optimization. We consider the usual two potentially correlated random variables depicted in Fig. 6 and will use both the unconstrained behavioural probability space  $\mathcal{P}_B$  and the isomorphically constrained behavioural spaces  $\mathcal{P}_B|_{\rho_{xy}=\rho}$  for every value of the correlation state  $\rho \in [-1, 1]$ . Our goal is to present an optimization problem in which a rational player following the rules of game theory cannot achieve the payoff outcomes of a player following the rules of probability theory. We suppose that a player gains a payoff by advising a referee of the parameters of the decision tree probability space  $(p, q, r)$  to optimize a given nonlinear random function. The referee uses these parameters to determine the value of the function and provides a payoff equivalent to this value. (If desired, the referee could estimate the probability parameters by using indicator functions and observing an ensemble average of decision tree outcomes.)

There are many possible random functions which we could use, and some are listed in Table I. We could choose any relation of the form  $f = 0$  where probability theory shows  $\nabla f = 0$  and game theory has  $\nabla f \neq 0$ . Therefore  $\nabla f$  is effectively a discrepancy vector. We focus on the squared magnitude of the length of the discrepancy vector and examine functions of the form  $F = 1 - |\nabla f|^2$ . Immediately, probability theory will optimize this function at the point  $F = 1$  while game theory will locate an optimum at  $F < 1$ . In particular, we choose

$$f = P_{xy}(0, 0) + P_{xy}(1, 1) \quad (33)$$

so

$$\begin{aligned} F &= 1 - |\nabla [P_{xy}(0, 0) + P_{xy}(1, 1)]|^2 \\ &= 1 - |\nabla [1 - q + p(q + r - 1)]|^2. \end{aligned} \quad (34)$$

In the unconstrained behavioural space  $\mathcal{P}_B$ , a rational player will evaluate this as

$$F = 1 - (1 - q - r)^2 - (1 - p)^2 - p^2. \quad (35)$$

In turn, this will be maximized at points  $p = \frac{1}{2}$  and  $q + r = 1$  to give a maximum payoff of  $F_{\max} = \frac{1}{2}$ .

A contrasting result is obtained using the isomorphism constraints of probability theory where our player faces the optimization problem

$$\begin{aligned} \max F &= 1 - |\nabla [1 - q + p(q + r - 1)]|^2 \\ \text{subject to } \rho_{xy} &= \rho, \quad \forall \rho \in [-1, 1]. \end{aligned} \quad (36)$$

Our player might commence by adopting the constraint  $\rho_{xy} = 1$  implemented by  $(q, r) = (0, 1)$  to give

$$\begin{aligned} \max F &= 1 - |\nabla [1 - q + p(q + r - 1)]|^2 \Big|_{(q,r)=(0,1)} \\ &= 1. \end{aligned} \quad (37)$$

This analysis leads to an optimum point at arbitrary  $p$  and  $(q, r) = (0, 1)$  and a maximum payoff of  $F_{\max} = 1$ . Self-evidently, the player would cease their optimization analysis at this point as the achieved maximum can't be improved.

Of course, there are many random functions defined over decision trees which produce identical results when using or not using isomorphic constraints. We now briefly illustrate this using polylinear expected payoff functions, and consider optimizing the function

$$\begin{aligned} \max \langle \Pi \rangle &= 2\langle x \rangle + 3\langle y \rangle - 4\langle x \rangle \langle y \rangle. \\ \text{subject to } \rho_{xy} &= \rho, \quad \forall \rho \in [-1, 1] \end{aligned} \quad (38)$$

over the decision tree of Fig. 6. Of course, simple inspection will locate the optimum at  $(\langle x \rangle, \langle y \rangle) = (0, 1)$  giving an expected payoff of  $\langle \Pi \rangle = 3$ . However, we step through the process for later generalization to strategic games.

There are an infinite number of correlation constraints to be examined, but several are straightforward. When the variables are perfectly correlated at  $\rho_{xy} = 1$  via the constraint  $(q, r) = (0, 1)$ , we have  $\langle x \rangle = \langle y \rangle = \langle xy \rangle$  giving

$$\langle \Pi \rangle = \langle x \rangle. \quad (39)$$

This is optimized by setting  $\langle x \rangle = 1$  giving an expected payoff of  $\langle \Pi \rangle = 1$ . Conversely, when  $\rho_{xy} = 0$  and  $x$  and  $y$  are independent as occurs when using the constraint  $r = q$ , then the expectations are separable giving  $\langle xy \rangle = \langle x \rangle \langle y \rangle$  and

$$\langle \Pi \rangle = 2\langle x \rangle + 3\langle y \rangle - 4\langle x \rangle \langle y \rangle. \quad (40)$$

As the  $\langle x \rangle$  and  $\langle y \rangle$  variables are independent, a check of internal stationary points and the boundary leads to an optimal point at  $(\langle x \rangle, \langle y \rangle) = (0, 1)$  and an expected payoff of  $\langle \Pi \rangle = 3$ .

More general correlation states require use of, for instance, standard Lagrangian optimization procedures. However, we here adopt a numerical optimization approach by first using the correlation constraint to write the  $r$  variable as a function of  $p, q$  and the correlation constant  $\rho$ ,  $r = r_+(p, q, \rho)$ —see Eq. B1. The constraint  $0 \leq r \leq 1$  places limits on the permissible values of  $(p, q)$  and these are detailed in Eqs. B2 and B3. The problem is then solved using a typical Mathematica command line of [13]

$$\begin{aligned} \mathbf{NMaximize}[\{\mathbf{inRange}[r_+(p, q, \rho)] \times \\ [2p + 3q - 3pq - pr_+(p, q, \rho)], \\ 0 \leq p \leq 1 \ \&\& \ 0 \leq q \leq 1\}, \{p, q\}]. \end{aligned} \quad (41)$$

Here, a suitably defined “inRange” function determines whether  $r_+$  is taking permissible values between zero and unity allowing the payoff function to be examined over the entire  $(p, q)$  plane. The resulting optimal expected payoffs follow:

$\rho$	$(p, q, r)$	$\langle \Pi \rangle$
+1	(1., 0., 1.)	1.
+0.75	(0.8138, 0.3876, 1.)	1.03032
+0.5	(0.4831, 0.5917, 1.)	1.40068
+0.25	(0.2590, 0.7953, 1.)	2.02693
0	(0., 1., 1.)	3.
-0.25	(0., 1., 0.9378)	3.
-0.5	(0., 1., 0.7506)	3.
-0.75	(0., 1., 0.4386)	3.
-1	(0., 1., 0.)	3.

Some care must be taken to ensure convergence of the solutions. This analysis makes it evident that the player can maximize expected payoffs by choosing a correlation constraint where  $x$  and  $y$  is independent (say) allowing the setting  $(p, q, r) = (0, 1, 1)$  to gain a payoff of  $\langle \Pi \rangle = 3$ . Other choices would also have been possible.

We now turn to applying isomorphism constraints to the strategic analysis of game theory.

## V. OPTIMIZING A MULTISTAGE GAME TREE

In this section, we show that the use of isomorphic constraints can alter the outcomes of strategic games even when expected payoff functions are being used. As usual, we will consider either the behavioural strategy space  $\mathcal{P}_B$  (Eq. 26) or the isomorphically constrained behavioural spaces  $\mathcal{P}_B|_{\rho_{xy}=\rho}$  for every value of the correlation state  $\rho \in [-1, 1]$ .

We consider a strategic interaction between two players over multiple stages as depicted in the behavioural strategy space of Fig. 6. Here, two players denoted  $X$  and  $Y$  seek to optimize their respective payoffs

$$\begin{aligned} X : \max \Pi^X(x, y) &= 3 - 2x - y + 4xy \\ Y : \max \Pi^Y(x, y) &= 1 + 3x + y - 2xy. \end{aligned} \quad (43)$$

We assume that player  $X$  chooses the value of  $x$  and advises this to  $Y$  before  $Y$  determines the value of  $y$ .

In the unconstrained behavioural strategy space  $\mathcal{P}_B$ , this perfect information game is optimized using backwards induction to give the pure strategy choices  $(x, y) = (0, 1)$  achieving payoffs of  $(\Pi^X, \Pi^Y) = (2, 2)$ .

We now consider the constrained behavioural spaces  $\mathcal{P}_B|_{\rho_{xy}=\rho}, \forall \rho \in [-1, 1]$ . The two players are non-communicating and it is generally not possible to use a single value for the correlation  $\rho$ , and this generally makes the analysis intractable. However, player  $Y$  has total control over the setting of the correlation  $\rho$  in three cases—when  $\rho = \pm 1$  and  $\rho = 0$ . We consider these cases now. First consider the space  $\mathcal{P}_B|_{\rho_{xy}=1}$  in which the variables are functionally equal so  $y = x = xy$ . In this space the players face the respective optimization tasks

$$\begin{aligned} X : \max_x \Pi^X(x) &= 3 + x \\ Y : \Pi^Y(x) &= 1 + 2x. \end{aligned} \quad (44)$$

As a result, player  $X$  optimizes their payoff by setting  $x = 1$  giving the outcomes  $(\Pi^X, \Pi^Y) = (4, 3)$ . In contrast, in the space  $\mathcal{P}_B|_{\rho_{xy}=-1}$ , the variables are functionally related by  $y = 1 - x$  and  $xy = 0$ . These constraints render the optimization tasks as

$$\begin{aligned} X : \max_x \Pi^X(x) &= 2 - x \\ Y : \Pi^Y(x) &= 2 + 2x. \end{aligned} \quad (45)$$

Here, player  $X$  chooses  $x = 0$  to optimize their payoff leading to the outcomes  $(\Pi^X, \Pi^Y) = (2, 2)$ . Finally, when player  $Y$  chooses to discard all information about the  $x$  variable, then the variables  $x$  and  $y$  are independent and the chosen space is  $\mathcal{P}_B|_{\rho_{xy}=0}$ . In this space, there are no pure strategy solutions and the players will optimize expected payoffs. We have  $\langle x \rangle = p$  and  $\langle y \rangle = q$  and  $\langle xy \rangle = \langle x \rangle \langle y \rangle = pq$  giving the optimization problem

$$\begin{aligned} X : \max_p \langle \Pi^X \rangle &= 3 - 2p - q + 4pq \\ Y : \max_q \langle \Pi^Y \rangle &= 1 + 3p + q - 2pq. \end{aligned} \quad (46)$$

The best response functions or equivalent partial differentials are

$$\begin{aligned} X : \frac{\partial \langle \Pi^X \rangle}{\partial p} &= -2 + 4q \\ Y : \frac{\partial \langle \Pi^Y \rangle}{\partial q} &= 1 - 2p \end{aligned} \quad (47)$$

locating the optimal point at  $(p, q) = (\frac{1}{2}, \frac{1}{2})$  with expected payoffs of  $(\langle \Pi^X \rangle, \langle \Pi^Y \rangle) = (\frac{5}{2}, \frac{5}{2})$ .

At this stage of the analysis, both players have separately calculated an equilibrium point in three spaces  $\mathcal{P}_B|_{\rho_{xy}=\rho}$  for  $\rho \in \{-1, 0, 1\}$ , and the selection of these correlation states is solely at the discretion of player  $Y$ . The expected payoffs gained at each of these “local” equilibrium points can then be compared to obtain a “global” optimal expected payoff. For convenience, these are summarized here:

$$\begin{array}{cc} \rho & (\langle \Pi^X \rangle, \langle \Pi^Y \rangle) \\ -1 & (2, 2) \\ 0 & (\frac{5}{2}, \frac{5}{2}) \\ +1 & (4, 3). \end{array} \quad (48)$$

Based on these results, player  $Y$  will then rationally optimize their expected payoff by choosing to have their variables in a state of perfect correlation with  $\rho = 1$  in the space  $\mathcal{P}_B|_{\rho_{xy}=1}$ . Player  $X$ , also being a rational optimizer will play accordingly to give equilibrium payoffs of  $(\langle \Pi^X \rangle, \langle \Pi^Y \rangle) = (4, 3)$ .

As noted above, the more general treatment of a strategic game, even one as simple as this one, appears intractable.

## VI. CONCLUSION

A rational player must compare expected payoffs across the mixed strategy space in order to locate equilibria. As expectations are polylinear, such comparisons are mathematically equivalent to calculating gradients

and the issues raised in this paper apply. Further, it is perfectly possible that rational player might need to calculate the Fisher information defined in terms of gradients of probability distributions in order to optimize payoffs. It is perfectly possible that a rational player might need to optimize an Entropy gradient to maximize a payoff. It is even possible to define games where payoffs depend directly on the gradient of a probability distribution—shine light through glass sheets painted by players to alter transmission probabilities and make payoffs dependent on the resulting light intensity gradients (call it the interior decorating game). This paper has shown that rational players working with the standard strategy spaces of game theory will have difficulties with these games.

This paper has highlighted two alternate ways to optimize a multivariate function  $\Pi(x, y)$  where  $x$  and  $y$  might be functionally related in different ways,  $y = g_i(x)$  for different  $i$  say. The first approach, common to probability theory and general optimization theory, considers each potential functional relation as occupying a distinct space and approaches the optimization as a choice between distinct spaces. Any uncertainty about which space to choose does not leak into the properties of any individual space. If desired, isomorphic constraints can be used to embed all these distinct spaces into a single enlarged space for convenience, but if so, all the properties of the optimization problem are exactly preserved. The second approach, common to game theory, holds that the uncertainty about which functional relation to choose should appear in the same space as the variables  $(x, y)$ . This is accomplished by expanding the size of the space to include both the old variables  $x$  and  $y$  and sufficient new variables (not explicitly shown here) to contain all the potential functional relations and allow  $\lim_{y \rightarrow g_i(x)} \Pi(x, y) = \Pi[x, g_i(x)]$  for all  $i$ . This enlarged space then allows gradient comparisons to be made at points  $\Pi[x, g_i(x)] - \Pi[x, g_j(x)]$  for all  $i$  and  $j$  to locate optima. These two approaches can lead to conflicting optimization outcomes as while these approaches generally assign the same values to functions at all points,

$$\Pi(x, y)|_{y=g_i(x)} = \lim_{y \rightarrow g_i(x)} \Pi(x, y), \quad (49)$$

they typically calculate different gradients at those same points

$$\nabla \Pi(x, y)|_{y=g_i(x)} \neq \lim_{y \rightarrow g_i(x)} \nabla \Pi(x, y). \quad (50)$$

These differences can be extreme when the function  $\Pi(x, y)$  depends on global properties of the space—the dimension, volume, gradient, information or entropy say. In its approach, game theory differs from many other fields including other fields of economics. For example, the Euler-Lagrange equations of Ramsey-type models consider the functional variation of some function  $u[y(x), y'(x)]$  while ensuring a consistent treatment of the function  $y(x)$  and its gradient  $y'(x)$  [14]. Gradients are not taken in limits in these fields.

Throughout this paper, we have presumed that a rational player should be able to use standard techniques from either probability theory or optimization theory on the one hand, or decision theory and game theory on the other, and expect all of these methods to provide

consistent results. We have shown that when considering multiple, potentially correlated variables, and functions of these variables dependent on the geometry of the probability parameter space, then these methods can give rise to contradictory optimization outcomes. We have suggested decision and game theory are incomplete when they require the adoption of a single geometry for any decision or game tree, and that these fields should consider applying the alternate geometries of probability theory and optimization theory. Recognizing that a single multi-stage decision or game tree can encompass

an infinite number of incommensurate probability spaces might resolve some of the paradoxes of game theory, and have broader application.

## VII. ACKNOWLEDGMENTS

The author gratefully acknowledges discussions with Kae Nemoto.

- 
- [1] J. von Neumann and O. Morgenstern. *Theory of Games and Economic Behavior*. Princeton University Press, Princeton, 1944. Page numbers from 1953 edition.
  - [2] J. F. Nash. Equilibrium points in  $n$ -person games. *Proceedings of the National Academy of Sciences of the United States of America*, 36(1):48–49, 1950.
  - [3] J. Nash. Non-cooperative games. *Annals of Mathematics*, 54(2):286–295, 1951.
  - [4] H. W. Kuhn. Extensive games and the problem of information. In H. W. Kuhn and A. W. Tucker, editors, *Contributions to the Theory of Games, Volume II*, Princeton Annals of Mathematical Studies, No. 28, Princeton, 1953. Princeton University Press.
  - [5] S. Hart. Games in extensive and strategic forms. In R. J. Aumann and S. Hart, editors, *Handbook of Game Theory with Economic Applications*, pages 19–40, Amsterdam, 1992. North Holland.
  - [6] R. Selten. A reexamination of the perfectness concept for equilibrium points in extensive games. *International Journal of Game Theory*, 4:25–55, 1975.
  - [7] D. Chatterjee. *Abstract Algebra*. Prentice-Hall, New Delhi, 2005.
  - [8] K. Ito. *Introduction to Probability Theory*. Cambridge University Press, Cambridge, 1984.
  - [9] R. M. Gray. *Probability, Random Processes and Ergodic Processes*. Springer, Dordrecht, 2009.
  - [10] P. Walters. *An Introduction to Ergodic Theory*. Springer-Verlag, New York, 1982.
  - [11] E. Sernesi. *Linear Algebra: A Geometric Approach*. Chapman and Hall, Boca Raton, 1993.
  - [12] H.-O. Georgii. *Stochastics: Introduction to Probability and Statistics*. de Gruyter, Berlin, 2008.
  - [13] J. Pinter. *Global Optimization*. From MathWorld—A Wolfram Web Resource, created by Eric W. Weisstein. <http://mathworld.wolfram.com/GlobalOptimization.html>.
  - [14] F. P. Ramsey. A mathematical theory of savings. *Economic Journal*, 38(152):543–559, 1928.

### Appendix A: Optimization and isomorphic probability spaces

#### 1. Isomorphic dice

In each respective die space, the gradient operator is

$$\nabla = \sum_{i=1}^{n-1} \hat{p}_i \frac{\partial}{\partial p_i} \quad (\text{A1})$$

where a hatted variable  $\hat{p}_i$  is a unit vector in the indicated direction and we resolve the normalization constraint via

$p_n = 1 - \sum_{i=1}^{n-1} p_i$ . For the coin, we have

$$\begin{aligned} V &= \int_0^1 da \int_0^1 db \delta_{a+b=1} \\ &= \int_0^1 da \\ &= 1 \\ E_x &= -[a \log(a) + (1-a) \log(1-a)] \\ \nabla E_x &= -\hat{a} \log \frac{a}{1-a}. \end{aligned} \quad (\text{A2})$$

For the triangle, the equivalent functions are

$$\begin{aligned} V &= \int_0^1 da \int_0^1 db \int_0^1 dc \delta_{a+b+c=1} \\ &= \int_0^1 da \int_0^{1-a} db \\ &= \frac{1}{2} \\ E_x &= -[a \log(a) + b \log(b) + \\ &\quad (1-a-b) \log(1-a-b)] \\ \nabla E_x &= -\hat{a} \log \frac{a}{1-a-b} - \hat{b} \log \frac{b}{1-a-b}. \end{aligned} \quad (\text{A3})$$

Finally, for the square, we have

$$\begin{aligned} V &= \int_0^1 da \int_0^1 db \int_0^1 dc \int_0^1 dd \delta_{a+b+c+d=1} \\ &= \int_0^1 da \int_0^{1-a} db \int_0^{1-a-b} dc \\ &= \frac{1}{6} \\ E_x &= -[a \log(a) + b \log(b) + c \log(c) + \\ &\quad (1-a-b-c) \log(1-a-b-c)] \\ \nabla E_x &= -\hat{a} \log \frac{a}{1-a-b-c} - \hat{b} \log \frac{b}{1-a-b-c} \\ &\quad - \hat{c} \log \frac{c}{1-a-b-c}. \end{aligned} \quad (\text{A4})$$

The function  $F(a, b, c)$  has a directed gradient in the direction  $\frac{1}{\sqrt{2}}(1, -1, 0)$  of

$$\nabla F(a, b, c) \cdot \frac{1}{\sqrt{2}}(1, -1, 0) = V^2 \frac{1}{2} \log \frac{b}{a} \quad (\text{A5})$$

using Eq. A4. At points where  $(a, b, c) = (a, 1-a, 0)$  this gives a directed gradient of

$$\nabla F(a, 1-a, 0) \cdot \frac{1}{\sqrt{2}}(1, -1, 0) = V^2 \frac{1}{2} \log \frac{1-a}{a} \quad (\text{A6})$$

which is optimized at  $(a, b, c) = (\frac{1}{2}, \frac{1}{2}, 0)$ .

## 2. Continuous bivariate Normal spaces

Two continuous independent and normally distributed random variables  $x$  and  $y$  with respective means  $\mu_x$  and  $\mu_y$  and standard deviations  $\sigma_x$  and  $\sigma_y$  have joint and marginal distributions of

$$\begin{aligned} P_{xy} &= \frac{1}{2\pi\sigma_x\sigma_y} e^{-\frac{1}{2}\left[\frac{(x-\mu_x)^2}{\sigma_x^2} + \frac{(y-\mu_y)^2}{\sigma_y^2}\right]} \\ P_x &= \frac{1}{\sqrt{2\pi}\sigma_x} e^{-\frac{1}{2}\frac{(x-\mu_x)^2}{\sigma_x^2}} \\ P_y &= \frac{1}{\sqrt{2\pi}\sigma_y} e^{-\frac{1}{2}\frac{(y-\mu_y)^2}{\sigma_y^2}}. \end{aligned} \quad (\text{A7})$$

The conditional distribution for  $x$  given some value of  $y$  is

$$P_{x|y} = \frac{1}{\sqrt{2\pi}\sigma_x} e^{-\frac{1}{2}\frac{(x-\bar{\mu}_x)^2}{\sigma_x^2}}. \quad (\text{A8})$$

Two random normally distributed variables  $x$  and  $y$  with correlation value  $\rho$  have a joint distribution

$$\begin{aligned} P'_{xy} &= \frac{1}{2\pi\sigma_x\sigma_y\sqrt{1-\rho^2}} \times \\ &e^{-\frac{1}{2(1-\rho^2)}\left[\frac{(x-\mu_x)^2}{\sigma_x^2} - \frac{2\rho(x-\mu_x)(y-\mu_y)}{\sigma_x\sigma_y} + \frac{(y-\mu_y)^2}{\sigma_y^2}\right]}. \end{aligned} \quad (\text{A9})$$

The marginal distributions for the correlated case are identical to those of the independent space so  $P'_x = P_x$  and  $P'_y = P_y$ . The conditional distribution for  $x$  given some value of  $y$  is

$$P'_{x|y} = \frac{1}{\sqrt{2\pi(1-\rho^2)}\sigma_x} e^{-\frac{1}{2(1-\rho^2)}\frac{(x-\bar{\mu}_x)^2}{\sigma_x^2}}, \quad (\text{A10})$$

where the new conditioned mean is

$$\bar{\mu}_x = \mu_x + \rho\frac{\sigma_x}{\sigma_y}(y - \mu_y). \quad (\text{A11})$$

In the enlarged distribution space, the gradient operator is

$$\begin{aligned} \nabla &= \frac{\partial}{\partial x}\hat{x} + \frac{\partial}{\partial y}\hat{y} + \frac{\partial}{\partial\mu_x}\hat{\mu}_x + \frac{\partial}{\partial\mu_y}\hat{\mu}_y + \\ &\frac{\partial}{\partial\sigma_x}\hat{\sigma}_x + \frac{\partial}{\partial\sigma_y}\hat{\sigma}_y + \frac{\partial}{\partial\rho}\hat{\rho}. \end{aligned} \quad (\text{A12})$$

When suitably constrained by an isomorphism, the enlarged distribution satisfies

$$\begin{aligned} \nabla [P'_{xy} - P'_x P'_y] \Big|_{\rho=0} &= 0 \\ \nabla [P'_{x|y} - P'_x] \Big|_{\rho=0} &= 0. \end{aligned} \quad (\text{A13})$$

Conversely, when the parameter  $\rho$  is not externally constrained then these required relations are not held even in the limit as  $\rho \rightarrow 0$  as

$$\begin{aligned} \lim_{\rho \rightarrow 0} \nabla [P'_{xy} - P'_x P'_y] &= \hat{\rho} \lim_{\rho \rightarrow 0} \frac{\partial}{\partial\rho} P'_{xy} \neq 0 \\ \lim_{\rho \rightarrow 0} \nabla [P'_{x|y} - P'_x] &= \hat{\rho} \lim_{\rho \rightarrow 0} \frac{\partial}{\partial\rho} P'_{x|y} \neq 0. \end{aligned} \quad (\text{A14})$$

Expectations of the  $x$  and  $y$  variables must also satisfy certain gradient relations. As expectations integrate over the  $x$  and  $y$  variables, the gradient operator is a function of only five variables now,

$$\nabla = \frac{\partial}{\partial\mu_x}\hat{\mu}_x + \frac{\partial}{\partial\mu_y}\hat{\mu}_y + \frac{\partial}{\partial\sigma_x}\hat{\sigma}_x + \frac{\partial}{\partial\sigma_y}\hat{\sigma}_y + \frac{\partial}{\partial\rho}\hat{\rho}. \quad (\text{A15})$$

We then have

$$\nabla [\langle xy \rangle' - \langle x \rangle' \langle y \rangle'] \Big|_{\rho=0} = 0 \quad (\text{A16})$$

$$\lim_{\rho \rightarrow 0} \nabla [\langle xy \rangle' - \langle x \rangle' \langle y \rangle'] = \hat{\rho} \lim_{\rho \rightarrow 0} \frac{\partial}{\partial\rho} \langle xy \rangle' \neq 0.$$

## 3. Joint probability space optimization

The gradient operator in the probability space of the square dice with probability parameters  $(a, b, c)$  is

$$\nabla = \hat{a}\frac{\partial}{\partial a} + \hat{b}\frac{\partial}{\partial b} + \hat{c}\frac{\partial}{\partial c}, \quad (\text{A17})$$

where a hat indicates a unit vector in the indicated direction.

### a. Perfectly correlated probability spaces

We compare calculations when  $x$  and  $y$  are perfectly correlated at points  $(a, 0, 0, 1-a)$  in the isomorphically constrained space  $\mathcal{P}_{\text{corr}}$  and in the non-constrained space  $\mathcal{P}'_{\text{corr}}$ .

The joint entropy between  $x$  and  $y$  is

$$\begin{aligned} E_{xy}(a, b, c) &= -a \log a - b \log b - c \log c \\ &\quad - (1-a-b-c) \log(1-a-b-c) \end{aligned} \quad (\text{A18})$$

giving respective gradients in the  $\mathcal{P}_{\text{corr}}$  and  $\mathcal{P}'_{\text{corr}}$  spaces of

$$\begin{aligned} \nabla E_{xy} \Big|_{b=c=0} &= -\hat{a} \log\left(\frac{a}{1-a}\right) \\ \nabla E_{xy} &= -\hat{a} \log\left(\frac{a}{1-a-b-c}\right) \\ &\quad -\hat{b} \log\left(\frac{b}{1-a-b-c}\right) \\ &\quad -\hat{c} \log\left(\frac{c}{1-a-b-c}\right) \\ \lim_{(bc) \rightarrow (00)} \nabla E_{xy} &= \text{undefined}. \end{aligned} \quad (\text{A19})$$

Equating these gradients to zero locates the maximum at  $(a, b, c) = (\frac{1}{2}, 0, 0)$  in  $\mathcal{P}_{\text{corr}}$  and at  $(a, b, c) = (\frac{1}{4}, \frac{1}{4}, \frac{1}{4})$  in  $\mathcal{P}'_{\text{corr}}$ .

Writing  $(a, b, c) = (p_1, p_2, p_3)$ , the Fisher Information is a matrix with elements  $i, j \in \{1, 2, 3\}$  with

$$\begin{aligned} F_{ij} &= \\ \sum_{xy} P_{xy} &\left(\frac{\partial}{\partial p_i} \log P_{xy}\right) \left(\frac{\partial}{\partial p_j} \log P_{xy}\right). \end{aligned} \quad (\text{A20})$$

When isomorphically constrained in the space  $\mathcal{P}_{\text{corr}}$ , the Fisher Information is  $F_{ij}|_{b=c=0}$  with the only nonzero term being

$$\begin{aligned} F_{11} &= (1-a) \left[ \hat{a} \frac{\partial}{\partial a} \log(1-a) \right]^2 + a \left[ \hat{a} \frac{\partial}{\partial a} \log a \right]^2 \\ &= \frac{1}{a(1-a)} \end{aligned} \quad (\text{A21})$$

This means that the smaller the Variance the more the information obtained about  $a$ . In the unconstrained space  $\mathcal{P}'_{\text{corr}}$ , the Fisher Information is a very different,  $3 \times 3$  matrix.

The likelihood function estimates probability parameters from the observation of  $n$  trials with  $n_a$  appearances of event  $(x, y) = (0, 0)$ ,  $n_b$  appearances of event  $(x, y) = (0, 1)$ ,  $n_c$  appearances of event  $(x, y) = (1, 0)$ , and  $n_d$  appearances of event  $(x, y) = (1, 1)$ . We have  $n_a + n_b + n_c + n_d = n$ , giving the Likelihood function

$$L = f(n_a, n_b, n_c, n) a^{n_a} b^{n_b} c^{n_c} (1-a-b-c)^{n-n_a-n_b-n_c} \quad (\text{A22})$$

where  $f(n_a, n_b, n_c, n)$  gives the number of combinations. The optimization proceeds by evaluating the gradient of the Log Likelihood function. When isomorphically constrained in the space  $\mathcal{P}_{\text{corr}}$ , the gradient of the Log Likelihood function is

$$\nabla \log L|_{b=c=0} = \hat{a} \left[ \frac{n_a}{a} - \frac{n-n_a}{1-a} \right], \quad (\text{A23})$$

which equated to zero gives the optimal estimate at  $a = n_a/n$  and  $n_b = n_c = 0$  as expected. Conversely, when unconstrained in the space  $\mathcal{P}'_{\text{corr}}$ , the gradient of the Log Likelihood function evaluates as

$$\begin{aligned} \nabla \log L &= \hat{a} \left[ \frac{n_a}{a} - \frac{n-n_a-n_b-n_c}{1-a-b-c} \right] \\ &+ \hat{b} \left[ \frac{n_b}{b} - \frac{n-n_a-n_b-n_c}{1-a-b-c} \right] \\ &+ \hat{c} \left[ \frac{n_c}{c} - \frac{n-n_a-n_b-n_c}{1-a-b-c} \right]. \end{aligned} \quad (\text{A24})$$

This is obviously a very different result, though at points  $(a, b, c) = (a, 0, 0)$  equating the log Likelihood to zero locates the same estimate as before of  $a = n_a/n$  and  $n_b = n_c = 0$ .

In the unconstrained probability space  $\mathcal{P}'_{\text{corr}}$ , the expectation, variance, and entropy relations of interest evaluate as

$$\begin{aligned} \langle x \rangle - \langle y \rangle &= c - b \\ V(x) - V(y) &= (c-b)(a-d) \\ E_x &= -(a+b) \log(a+b) + \\ &\quad (1-a-b) \log(1-a-b) \\ E_{xy} &= -[a \log a + b \log b + c \log c + \\ &\quad (1-a-b-c) \log(1-a-b-c)], \end{aligned} \quad (\text{A25})$$

which in the limit gives an undefined gradient

$$\lim_{(bc) \rightarrow (00)} \nabla [E_{xy} - E_x] = \text{undefined}. \quad (\text{A26})$$

## b. Independent probability spaces

For the square die under consideration, we have probabilities and expectations of

$$\begin{aligned} P_{xy}(00) - P_x(0) &= ad - bc \\ \langle xy \rangle - \langle x \rangle \langle y \rangle &= ad - bc \\ P_{x|y}(0|0) - P_x(0) &= \frac{ad-bc}{a+c}, \end{aligned} \quad (\text{A27})$$

and entropies of

$$\begin{aligned} E_x &= -(a+b) \log(a+b) - (1-a-b) \log(1-a-b) \\ E_y &= -(a+c) \log(a+c) - (1-a-c) \log(1-a-c) \\ E_{xy} &= -a \log a - b \log b - c \log c - d \log d, \end{aligned} \quad (\text{A28})$$

giving gradients of

$$\begin{aligned} \lim_{ad \rightarrow bc} \nabla [E_{xy} - E_x - E_y] &= \quad (\text{A29}) \\ \lim_{ad \rightarrow bc} \nabla \left\{ a \log \left[ \frac{d a - ad + bc}{a d - ad + bc} \right] + b \log \left[ \frac{d b + ad - bc}{b d - ad + bc} \right] + \right. \\ \left. c \log \left[ \frac{d c + ad - bc}{c d - ad + bc} \right] + \log \left[ \frac{d - ad + bc}{d} \right] \right\} &\neq 0. \end{aligned}$$

## Appendix B: Optimizing simple decision trees

When the correlation (Eq. 30) between  $x$  and  $y$  is  $\rho_{xy} = \rho$ , and as long as both  $p \neq 0$  and  $p \neq 1$ , then the correlation constraint defines two surfaces in the  $(p, q, r)$  simplex at height

$$r_{\pm}(p, q, \rho) = \frac{\rho^2 - 2q(1-p)(\rho^2 - 1) \pm \rho \sqrt{\rho^2 + 4q(1-q) \frac{(1-p)}{p}}}{2[1 + p(\rho^2 - 1)]}. \quad (\text{B1})$$

The function  $r_+(p, q, \rho)$  will give the required correlation surfaces within the simplex. That is, when  $\rho = 0$  we have  $r_+(p, q, 0) = q$  as required. Similarly, when  $\rho = 1$  we have  $r_+(p, q, 1) \geq 1$  across the entire  $(p, q)$  plane with the equality  $r_+(p, q, 1) = 1$  only where  $q = 0$  or  $q = 1$ . We require  $\rho = 1$  at  $(q, r) = (0, 1)$ . Finally, when  $\rho = -1$  and  $x$  and  $y$  are perfectly anti-correlated, we have  $r_+(p, q, -1) \leq 0$  across the entire  $(p, q)$  plane with the equality  $r_+(p, q, -1) = 0$  only where  $q = 0$  or  $q = 1$ . We require  $\rho = -1$  at  $(q, r) = (1, 0)$ .

The strict requirement that  $0 \leq r_+(p, q, \rho) \leq 1$  establishes permissible regions on the  $(p, q)$  plane. For  $0 < \rho < 1$ , the permissible region is bounded by the  $q = 0$  line and the line

$$q(p, \rho) = \frac{p}{p + \frac{\rho^2}{1-\rho^2}}. \quad (\text{B2})$$

Similarly, for  $-1 < \rho < 0$ , the  $(p, q)$  region is bounded by the  $q = 1$  line and the line

$$q(p, \rho) = \frac{1}{1 + p \frac{1-\rho^2}{\rho^2}}. \quad (\text{B3})$$