

Space-Time Trade-offs for Stack-Based Algorithms^{*}

Luis Barba¹, Matias Korman^{2**}, Stefan Langerman^{***1}, Kunihiro Sadakane³, and Rodrigo I. Silveira^{†2}

¹ Université Libre de Bruxelles (ULB), Brussels, Belgium. {lbarbafl,stefan.langerman}@ulb.ac.be

² Universitat Politècnica de Catalunya (UPC), Barcelona, Spain.

{matias.korman,rodrigo.silveira}@upc.edu.

³ National Institute of Informatics, Tokyo, Japan. sada@nii.ac.jp

Abstract. In memory-constrained algorithms we have read-only access to the input, and the number of additional variables is limited. In this paper we introduce the compressed stack technique, a method that allows to transform algorithms whose space bottleneck is a stack into memory-constrained algorithms. Given an algorithm \mathcal{A} that runs in $O(n)$ time using $\Theta(n)$ variables, we can modify it so that it runs in $O(n^2/2^s)$ time using a workspace of $O(s)$ variables (for any $s \in o(\log n)$) or $O(n \log n / \log p)$ time using $O(p \log n / \log p)$ variables (for any $2 \leq p \leq n$). We also show how the technique can be applied to solve various geometric problems, namely computing the convex hull of a simple polygon, a triangulation of a monotone polygon, the shortest path between two points inside a monotone polygon, 1-dimensional pyramid approximation of a 1-dimensional vector, and the visibility profile of a point inside a simple polygon. Our approach exceeds or matches the best-known results for these problems in constant-workspace models (when they exist), and gives the first trade-off between the size of the workspace and running time. To the best of our knowledge, this is the first general framework for obtaining memory-constrained algorithms.

1 Introduction

The amount of resources available to computers is continuing to grow exponentially year after year. Many algorithms are nowadays developed with little or no regard to the amount of memory used. However, with the appearance of specialized devices, there has been a renewed interest in algorithms that use as little memory as possible. These kind of programs are useful because many of these machines have small-sized memories (due to price, theft, etc.).

Moreover, even if we can afford large amounts of memory, it might be preferable to limit the number of writing operations. For instance, writing into flash memory is a slow and costly operation, which also reduces the lifetime of the memory. Write-access to removable memory devices might also be limited for technical or security reasons. Whenever several concurrent algorithms are working on the same data write operations also become difficult to make. In order to deal with these situations, one should consider algorithms that cannot modify the input, and use as few variables as possible.

Several different memory-constrained models exist in the literature. In most of them the input is considered to be in some kind of read-only data structure. In addition to the input, the algorithm is allowed to use a small amount of variables to solve the problem. In this paper, we look for space-time trade-off algorithms; that is, we devise algorithms that are allowed to use up to s additional variables (for any parameter $s \leq n$). Naturally, our aim is that the running time of the algorithm decreases as s grows.

Many problems have been considered under this framework. In virtually all of the results, either an unconstrained algorithm is transformed to memory-constrained environments, or a new algorithm is created. Regardless of the type, the algorithm is usually an ad-hoc method tailored for the particular problem. In this paper, we take a different approach: we present a simple yet general approach to

^{*} M.K. and R.I.S. were partially supported by the ESF EUROCORES programme EuroGIGA - ComPoSe IP04 - MICINN Project EUI-EURC-2011-4306.

^{**} With the support of the Secretary for Universities and Research of the Ministry of Economy and Knowledge of the Government of Catalonia and the European Union.

^{***} Maître de Recherches du FRS-FNRS.

[†] Funded by the FP7 Marie Curie Actions Individual Fellowship PIEF-GA-2009-251235.

construct memory-constrained algorithms. Specifically, we present a method that transforms a class of algorithms whose space bottleneck is a stack into memory-constrained algorithms. In addition to being simple, our approach has the advantage of being able to work in a *black-box* fashion: provided that some simple requirements are met, our technique can be applied to any stack-based algorithm without knowing specifics details of the inner working.

Stack Algorithms. One of the main algorithmic techniques in computational geometry is the incremental approach. At each step, a new element of the input is considered and some internal structure is updated in order to maintain a partial solution to the problem, which in the end will result in the final output. We here focus on *stack algorithms*, that is, incremental algorithms where the internal structure is a stack (and possibly $O(1)$ extra variables). A more precise definition is given in Section 2.

We show how to transform any such algorithm into an algorithm that works in memory-constrained environments. The main idea behind our approach is to avoid storing the stack explicitly, reconstructing it whenever needed. The running time of our approach depends on the size of the workspace. Specifically, it runs in $O(n \log n / \log p)$ time and uses $O(p \log n / \log p)$ variables (for any $2 \leq p \leq n$). In particular, when $p = n^\varepsilon$ the technique gives a linear-time algorithm that uses only $O(n^\varepsilon / \varepsilon)$ variables (for any $\varepsilon > 0$).

If only $o(\log n)$ space is available, we must slightly restrict the class of algorithms considered. We say that a stack algorithm is *green*⁴ if, without using the stack, it is possible to reconstruct its top element in linear time (this will be formalized in Section 4.2). We show how to transform any green stack algorithm into one that runs in $O(n^2/2^s)$ time using $O(s)$ variables for any $s \in o(\log n)$.

Our techniques are conceptually very simple, and can be used with any (green) stack algorithm in an essentially black-box fashion. We only need to replace the stack data structure with the compressed data structure explained in Section 4.1, and create one or two additional operations for reconstructing elements in the stack. To the best of our knowledge, this is the first general framework for obtaining memory-constrained algorithms.

Applications. The technique is applicable, among others, to the following well-known and fundamental geometric problems (illustrated in Fig. 1):

Convex hull of a simple polygon The convex hull problem has already been studied in memory-constrained environments. Brönnimann and Chan [8] modified the method of Lee [22] so as to obtain several linear-time algorithms using memory-reduced workspaces. However, their model of computation allows in-place rearranging (and sometimes modifying) the vertices of the input and therefore does not fit in the memory constrained model considered here. To our knowledge, the only method that works in our model is the well-known *gift wrapping* or *Jarvis march* algorithm [?], which reports the convex hull of a set of points (or a simple polygon) in $O(n\bar{h})$ time using $O(1)$ variables, where \bar{h} is the number of vertices on the convex hull. In the worst case, we have $\bar{h} \in O(n)$, hence the algorithm is essentially quadratic. Our algorithm is significantly faster if more than constant space is allowed.

Triangulation of a monotone polygon The memory-constrained version of this problem was studied by Asano *et al.* [3]. In that paper, the authors give an algorithm that triangulates *mountains* (a subclass of monotone polygons in which one of the chains is a segment). Combining this result with a trapezoidal decomposition, they give a method to triangulate a planar straight-line graph. Both operations run in quadratic-time in an $O(1)$ -workspace.

Shortest path computation Without memory restrictions, the shortest path between two points in a simple polygon can be computed in $O(n)$ time [19]. Asano *et al.* [4] gave an $O(n^2)$ algorithm for solving this problem with $O(1)$ -workspace, which later was extended to $O(s)$ -workspaces [3]. Their algorithm starts with a (possibly quadratic) preprocessing phase that consists in repeatedly triangulating \mathcal{P} , and storing $O(s)$ edges that partition \mathcal{P} into $O(s)$ subpieces of size $O(n/s)$ each. Once the polygon is triangulated, they compute the geodesic between the two points in $O(n^2/s)$ time by navigating through the sub-polygons. Our triangulation algorithm removes the preprocessing overhead of Asano *et al.* when restricted to monotone polygons.

⁴ or environmentally friendly.

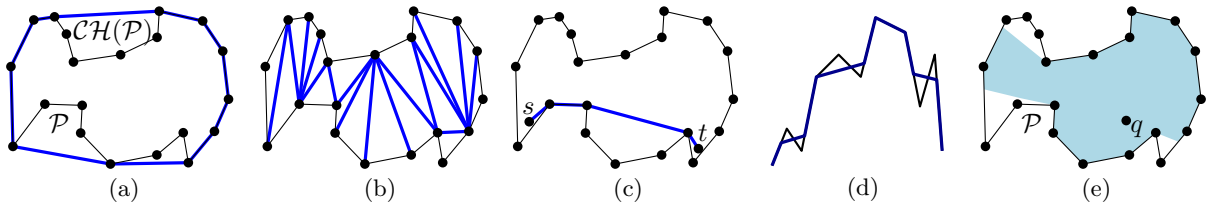


Fig. 1. Applications of the compressed stack technique, from left to right: convex hull of a simple polygon, triangulation of a monotone polygon, shortest path computation between two points inside a monotone polygon, optimal 1-d pyramid approximation, and visibility profile of a point $q \in \mathcal{P}$.

Optimal 1-dimensional pyramid approximation This problem consists in, given an n -dimensional vector $f = (x_1, \dots, x_n)$, finding a unimodal vector $\phi = (y_1, \dots, y_n)$ that minimizes the squared L_2 -distance $\|f - \phi\|^2 = \sum_{i=1}^n (x_i - y_i)^2$. Linear-time algorithms for the problem exist [12], but up to now it had not been studied for memory-constrained settings.

Visibility profile of a point in a simple polygon This problem has been extensively studied for memory-constrained settings. Asano *et al.* [4] specifically asked for a sub-quadratic algorithm in $O(1)$ -workspaces. Barba *et al.* [3] provided a space-time trade-off algorithm that runs in $O(\frac{nr}{2^s} + n \log^2 r)$ time (or $O(\frac{nr}{2^s} + n \log r)$ randomized expected time) using $O(s)$ variables (where $s \in O(\log r)$, and r is the number of reflex vertices of \mathcal{P}). Parallel to this research, De *et al.* [13] proposed a linear time algorithm which uses $O(\sqrt{n})$ variables.

We show in Section 5 that there exist green algorithms for all of the above applications (except for the shortest path computation), hence our technique results in new algorithms that run in $O(n^2/s)$ time for an $O(s)$ -workspace (for $s \in o(\log n)$) or $O(n \log n / \log p)$ time using $O(p \log n / \log p)$ variables (for any $2 \leq p \leq n$). In particular, when $p = n^{1/\varepsilon}$, they run in linear-time using $O(n^\varepsilon)$ variables (for any constant $\varepsilon > 0$). The running time of the trade-off matches or exceeds the best known algorithms throughout its space range.

2 Preliminaries

Given its importance, a significant amount of research has focused on memory-constrained algorithms, some of them dating back to the 1980s [25]. One of the most studied problems in this setting is that of selection [9, 14, 26, 29], where several time-space trade-off algorithms (and lower bounds) for different computation models exist.

In this paper, we use a generalization of the constant-workspace model, introduced by Asano *et al.* [5]. In this model, the input of the problem is in a read-only data structure. In addition to the input, an algorithm can only use a constant number of additional variables to compute the solution. Implicit storage consumption required by recursive calls is also considered part of the workspace. In complexity theory, the constant-work space model has been studied under the name of *log space* algorithms [2]. In this paper, we are interested in allowing more than a constant number of workspace variables. Therefore, we say that an algorithm is an s -workspace algorithm if it uses a total of $O(s)$ variables during its execution. We aim for an algorithm whose running time decreases as s grows, effectively obtaining a space-time trade-off. Since the size of the output can be larger than our allowed space s , the solution is not stored but reported in a write-only memory.

In the usual constant-workspace model, one is allowed to perform random access to any of the values of the input in constant time. The technique presented in this paper does not make use of such random access. Thus, unless the algorithm being adapted specifically needs it, our technique works in a more constrained model in which, given a pointer to a specific input value, we can either access it, or move the pointer to the previous or next input value. This is the case in which, for example, the input values are located in a doubly-linked list.

Many other similar models in which the usage of memory is restricted exist in the literature. We note that in some of them (like the *streaming* [18] or the *multi-pass* model [10]) the values of the input can only

be read once or a fixed number of times. We follow the model of constant-workspace and allow scanning the input as many times as necessary. Another related topic is the study of *succinct* data structures [20]. The aim of these structures is to use the minimum number of bits to represent a given input. Although this kind of approach drastically reduces the memory needed, in many cases $\Omega(n)$ bits are still necessary, and the input data structure needs to be modified.

Similarly, in the *in-place algorithm* model [8], one is allowed a constant number of additional variables, but it is possible to rearrange (and sometimes even modify) the input values. This model is much more powerful, and allows to solve most of the above problems in the same time as unconstrained models. Thus, our model is particularly interesting when the input data cannot be modified, write operations are much more expensive than read operation, or whenever several programs need to access the same data concurrently.

Stack Algorithms

Let \mathcal{A} be a deterministic algorithm that uses a stack, and possibly other data structures \mathcal{DS} of total size $O(1)$. We assume that \mathcal{A} uses a generalized stack structure that can access the last k elements that have been pushed into the stack (for some constant k). That is, in addition to the standard PUSH and POP operations, we can execute TOP(i) to obtain the i -th topmost element (for well-definedness purposes, this operation will return \emptyset if either the stack does not have i elements or $i > k$).

Algorithm 1 Basic scheme of a stack algorithm

```

1: Initialize stack and auxiliary data structure  $\mathcal{DS}$  with  $O(1)$  elements from  $\mathcal{I}$ 
2: for all subsequent input  $a \in \mathcal{I}$  do
3:   while some-condition( $a, \mathcal{DS}, \text{STACK.TOP}(1), \dots, \text{STACK.TOP}(k)$ ) do
4:     STACK.POP()
5:   end while
6:   if another-condition( $a, \mathcal{DS}, \text{STACK.TOP}(1), \dots, \text{STACK.TOP}(k)$ ) then
7:     STACK.PUSH( $a$ )
8:   end if
9: end for
10: Report(STACK)

```

We consider algorithms \mathcal{A} that have the structure shown in Algorithm 1. In such algorithms, the input is a list of elements \mathcal{I} , and the goal is to find a subset of \mathcal{I} that satisfies some property. The algorithm solves the problem in an incremental fashion, scanning the elements of \mathcal{I} one by one. At any point in the execution, the stack keeps the values that form the solution up to now. When a new element a is considered, the algorithm pops all values of the stack that do not satisfy certain condition, and if a satisfies some other property, it is pushed into the stack. Then it proceeds with the next element, until all elements of \mathcal{I} have been processed. The final result is contained in the stack, and in the end it is reported. This reporting is done by reporting the top of the stack, popping the top vertex, and repeating until the stack is empty.

We say that an algorithm that follows the scheme in Algorithm 1 is a *stack algorithm*. Notice that the scheme focuses on how the stack is handled, thus other operations could be present in \mathcal{A} , provided that the treatment of the stack is unaltered. For simplicity of exposition, we assume that only values of the input are pushed (see line 7 of Algorithm 1). In the general case one could push a tuple whose identifier is a . We allow this fact provided that the tuple has size $O(1)$.

Essentially, our technique consists in replacing the $O(n)$ -space stack of \mathcal{A} by a *compressed stack* which uses less space. As we will see in Section 4.1, most of the time of our compressed stack structure is spent computing the top element of the stack after a pop has been executed. For the case in which only $o(\log n)$ space is available, we must add one requirement to the algorithm. We require the existence of a GETTOP operation that, given an input value $a \in \mathcal{I}$ and a consecutive interval $\mathcal{I}' \subseteq \mathcal{I}$ of the input, computes the $(k + 1)$ -th topmost element of the stack, provided that it belongs to \mathcal{I}' . This operation should run

in $O(|\mathcal{I}'|)$ time using $O(s)$ variables. Whenever such operation exists, we say that \mathcal{A} is *green*. Notice that this procedure need not be used by \mathcal{A} . In fact, in Section 5 we give a list of green algorithms, but none of them uses their corresponding GETTOP operations. Full details on this operation are given in Section 4.2.

3 Compressed stack technique for $\Theta(\sqrt{n})$ -workspaces

As a warm-up, we first show how to reduce the working space to $O(\sqrt{n})$ variables without increasing the asymptotic running time. Let $a_1, \dots, a_n \in \mathcal{I}$ be the values of the input, in the order in which they are treated by \mathcal{A} . Although we do not need to explicitly know this ordering, we assume that given a_i , we can compute the next input element in constant time. In order to avoid explicitly storing the stack, we virtually subdivide the values of \mathcal{I} into blocks B_1, \dots, B_p , such that each block B_i contains n/p consecutive values⁵ In this section we take $p = \sqrt{n}$. Then the size of each block will be $n/p = p = \sqrt{n}$. Note that, since we scan the values of \mathcal{I} in order, we always know to which block the current value belongs to.

Naturally, the stack can contain elements of different blocks. However, by the scheme of the algorithm, we know that all elements of one block will be consecutively pushed into the stack (that is, if two elements of block B_i are in the stack, all elements in the stack between them must also belong to block B_i). We virtually group the elements in the stack according to the block that they belong to. At any point during the execution, we explicitly store the elements of the top two blocks in the stack. For the remaining blocks (if any), we store the first and last elements that were pushed into the stack. We say that these blocks are stored in *compressed* format. Note that we do not store anything for blocks that have no element pushed into the stack.

For any input value a , we define the *context* of a as the content of the auxiliary data structure \mathcal{DS} right after a has been treated. Note that the context occupies $O(1)$ space in total. For each block, regardless if we store it explicitly or in compressed format, we also store the context of the first element that was pushed into the stack.

It follows that for most blocks we only have the topmost and bottommost elements that we pushed into the stack (denoted a_t and a_b , respectively), but there could possibly be many more elements that we have not stored. For this reason, at some point during the execution of the algorithm we will need to reconstruct the missing elements in the compressed blocks of the stack. In order to do so we introduce a RECONSTRUCT operation. Given a_t , a_b and the context of a_b , RECONSTRUCT explicitly recreates all elements between a_b and a_t that were pushed into the stack right after a_t was processed. A key property of our technique is that the reconstruction can be done efficiently:

Lemma 1. RECONSTRUCT runs in $O(m)$ time and uses $O(m)$ variables, where m is the number of elements between a_b and a_t .

Proof. The way to implement RECONSTRUCT is applying the same algorithm \mathcal{A} , but starting from a_b , initialized with the context information stored with a_b , and stopping once we have processed a_t .

It suffices to show that running \mathcal{A} in this partial way results in the same (partial) stack as running \mathcal{A} for the whole input. The conditions evaluated in a stack algorithm (recall its structure in Algorithm 1) only use the context information: \mathcal{DS} and the top k elements of the stack. Further note that in a stack algorithm no input value is pushed twice. Since a_b is part of the stack from the beginning and up to the moment when a_t is processed, we conclude that a_b must be in the stack the whole time. In particular, the results of local conditions tested during the execution of \mathcal{A} between a_b and a_t will be equal to those executed during the execution of the RECONSTRUCT procedure.

Since \mathcal{A} is a deterministic algorithm, the sequences of pops and pushes must be the same in both runs, hence after treating a_t we will have effectively reconstructed the stack. Since there are at most m input values between a_b and a_t , the size of the stack during the reconstruction is bounded by $O(m)$. \square

⁵ For simplicity of exposition, we assume that n is a power of p . Otherwise it suffices to virtually add dummy elements to the input so that the requirement is satisfied. This constraint will not affect the asymptotic running time of the algorithm.

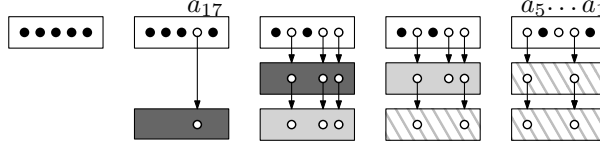


Fig. 2. Push operation: the top row has the 25 input values partitioned into blocks of size 5 (white points indicate values that will be pushed during the execution of the algorithm; black points are those that will be discarded). The middle and bottom rows show the situation of the compressed stack before and after a_{17} has been pushed into the stack. Block \mathcal{F} is depicted in dark gray, \mathcal{S} in light gray, and the remaining compressed blocks with a diagonal stripe pattern.

Each time we invoke procedure RECONSTRUCT, we do so with the first and last elements that were pushed into the stack of the corresponding block. In particular, we have the context of a_b stored, hence we can correctly invoke the procedure. Also note that we have $m \leq n/p = p = \sqrt{n}$, hence this operation does not use any additional space. In order to obtain the desired running time, we must make sure that not too many unnecessary reconstructions are done.

At any point of the execution, let \mathcal{F} and \mathcal{S} be the first and second topmost blocks in the stack, respectively. Recall that these are the only two blocks that are stored explicitly. Moreover, they are the latest blocks that we have visited and contained input values in the stack. There are two cases to consider whenever a value a is pushed: if a belongs to \mathcal{F} , it is added normally to the stack in constant time. Otherwise, we must create a new block containing only a . As a result, block \mathcal{F} will become a new block only containing a , \mathcal{S} will be the previous \mathcal{F} , and we must compress the former \mathcal{S} (see Fig. 2). All these operations can be done in constant space by smartly reusing pointers.

The pop operation is similar: as long as the current block \mathcal{F} contains at least one element, the pop is executed as usual. If \mathcal{F} is empty, we pop values from \mathcal{S} instead. If after a pop operation the block \mathcal{S} becomes empty, we pick the first compressed block from the stack (if any) and reconstruct it in full. Recall that we can do so in $O(\sqrt{n})$ time using $O(\sqrt{n})$ variables using Lemma 1. The reconstructed block becomes the new \mathcal{S} (and \mathcal{F} remains empty).

Theorem 1. *The compressed stack technique can be used to transform \mathcal{A} into an algorithm that runs in $O(n)$ time and uses $O(\sqrt{n})$ variables.*

Proof. The general working of \mathcal{A} remains unchanged, hence the difference in the running time (if any) will be due to push and pop operations. In most cases these operations only need a constant number of operations. The only situation in which an operation takes more than constant time is when pop is performed and block \mathcal{S} becomes empty. In this situation, we must pay $O(\sqrt{n})$ time to reconstruct another block from the stack.

Recall that \mathcal{A} scans the values of \mathcal{I} in order: if at some point in the execution we push an element a belonging to a block B_i , we know that no element of block B_j (for some $j < i$) will afterwards be pushed into the stack. In particular, whenever the pop operation takes $O(\sqrt{n})$ time, we know that no element of the block associated to \mathcal{S} is pushed (nor will be again be) into the stack. Thus, the cost of the reconstruction operation can be charged to that block. No block can be charged twice, hence at most $O(n/p)$ reconstructions are done. Since each reconstruction needs $O(p)$ time, the total time spent reconstructing blocks is bounded by $O(n)$.

Regarding space use, at any point of the execution we keep at most two blocks in explicit form and the others compressed. The two top blocks need $O(p)$ space whereas the remaining at most $p - 2$ blocks need $O(1)$ space each. Hence the space needed is $2(n/p) + p \times O(1)$, which equals $O(\sqrt{n})$ if $p = \sqrt{n}$. \square

4 Compressed stack technique

In this section we present our compressed stack technique in full generality. For simplicity in the exposition, we describe it for the case in which \mathcal{A} only accesses the topmost element of the stack (that is, $k = 1$). We first present it for $\Omega(\log n)$ -workspaces. Afterwards, we discuss the modifications needed for it to work on $o(\log n)$ -workspaces. Finally, we explain how to extend the algorithm for larger values of k .

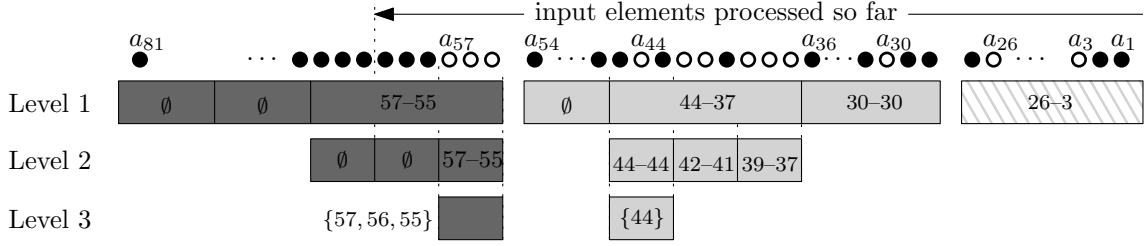


Fig. 3. A compressed stack for $n = 81$, $p = 3$ (thus $h = 3$). The compression levels are depicted from top to bottom (for clarity, the blocks of the same level are not equally-sized). Color notation for points and blocks is as in Fig. 2. Compressed blocks contain the indices corresponding to the first and last element inside the block (or three pairs if the block is partially compressed); explicitly stored blocks contain a list of the pushed elements.

4.1 For $\Omega(\log n)$ -workspaces

In this section we generalize the above approach to the general case in which we partition the input into p blocks for any parameter $2 \leq p \leq n$ (the exact value of p will be determined by the user). Similarly to the previous case, we virtually decompose the input into p blocks of size n/p each. Instead of explicitly storing the top two non-empty blocks, we further subdivide them into p sub-blocks. This process is then repeated for $h := \log_p n - 1$ levels until the last level, where the blocks are explicitly stored.

We consider three different levels of compression: a block is either stored (i) *explicitly* if it is stored in full, (ii) *compressed* if only the first and last elements of the block are stored, or (iii) *partially-compressed*, if the block is subdivided into p smaller sub-blocks, and only the first and last element of each sub-block are stored. Analogously to the previous section, for each block in either compressed or semi-compressed format we store the context right after the first value of that block was pushed into the stack.

During the execution of the algorithm, the first level of compression will contain p blocks, with the top two partially compressed and the rest compressed. The i -th level of compression (for $1 < i < h$) will consist of two blocks of size n/p^{i-1} that are partially compressed. Thus each block is further subdivided into p sub-blocks of size n/p^i each. The first two non-empty sub-blocks are given to a lower level. In the lower level, the given sub-blocks are further divided into sub-sub-blocks, and so on. This process repeats until the h -th level, in which the block size is $n/p^h = n/p^{\log_p n - 1} = p$, and is explicitly stored. Thus, in all but the lowest level, the top two blocks, denoted \mathcal{F}_i and \mathcal{S}_i for level i , are partially-compressed (whereas in the last level they are stored explicitly). See Fig. 3 for an illustration. Note that we allow blocks \mathcal{F}_i to be empty, but blocks \mathcal{S}_i can only be empty when the stack is empty.

Lemma 2. *The compressed stack structure uses $O(p \log n / \log p)$ space.*

Proof. At the first level of the stack we have p blocks. The first two are partially-compressed and need $O(p)$ space each. The remaining blocks of any level are compressed, and need $O(p)$ space in total. Thus, the total amount of space needed at the first level is bounded by $O(p)$.

At other levels of compression, we only keep two partially-compressed blocks (or two explicitly stored blocks for the lowest level). Regardless of the level in which it belongs to, each block needs $O(p)$ space. Since the total number of levels is h , the algorithm will never use more than $O(ph)$ space to store the compressed stack. \square

In the following we explain how to implement the push and pop operations so that the the compressed stack's structure is always maintained, and the running time complexity is not highly affected.

Push operation. A push can be treated in each level $i \leq h$ independently. First notice that by the way in which values of \mathcal{I} are pushed, the new value a either belongs to \mathcal{F}_i or it is the first pushed element of a new block. In the first case, we register the change to \mathcal{F}_i directly by updating the top value of the appropriate sub-block of \mathcal{F}_i (or adding it to the list of elements if $i = h$). If the value to push does not belong to \mathcal{F}_i we must create a new block, which will contain only a (and, if $i = 1$, we must compress the old \mathcal{S}_i). Since we are creating a block, we also store the context of a in the block. As in Section 3, these operations can be done in constant time for a single level.

Pop operation. This operation starts at the bottommost level h , and it will then be transmitted to levels above. Naturally, we must first remove the top element of \mathcal{F}_h (unless $\mathcal{F}_h = \emptyset$ in which case we must pop from \mathcal{S}_h instead). In the simplest case, the block from which we popped has at least one more element. If this holds, no block is destroyed and the structure of the stack will not be affected. Note that we know which element of the stack will become the new top (since we have it explicitly stored). Thus, we need only transmit the new top of the stack to levels above. In those levels, we need only update the top element of the corresponding sub-block.

The more complex situation happens when the pop operation emptied either \mathcal{F}_h or \mathcal{S}_h . In the former case, we transmit the information to a level above. In this level we mark the sub-block as empty and, if this results in an empty block, we again transmit the information to a level above, and so on. During this procedure several blocks \mathcal{F}_i may become empty, but no block of type \mathcal{S}_j will do so (since \mathcal{F}_i is always included in \mathcal{F}_{i-1}). Note that this is no problem, since in general we allow blocks \mathcal{F}_i to be empty.

Finally, it remains to consider the case in which the pop operation results in block \mathcal{S}_h becoming empty. First, we transmit this information to level above, which might also result in an empty block, and so on. We stop at a level i in which block \mathcal{S}_i is empty (in which either $i = 1$ or \mathcal{S}_{i-1} is not empty). We now must invoke the reconstruction procedure to obtain blocks \mathcal{S}_j for all $j \geq i$.

To reconstruct \mathcal{S}_i we obtain from one level higher ($i - 1$) the first and last elements that correspond to the next non-empty sub-block after \mathcal{S}_h . Recall that at level $i - 1$ we keep two blocks (of size n/p^{i-1}) in partially-compressed format. Hence, the values we need will be explicitly stored (since, by definition of i , block \mathcal{S}_{i-1} will not empty after the pop is executed). If $i = 1$ and we reached the highest level, we pick the first compressed block and reconstruct that one instead. In either case, the first and last elements of the block to reconstruct are always known. Once \mathcal{S}_i is reconstructed, we can proceed to reconstruct \mathcal{S}_{i+1} , and so on until we reconstruct \mathcal{S}_h .

Block Reconstruction. This operation is invoked when a block in the i -th level of compression needs to be reconstructed. We are given the first and last elements of that block that were pushed into the stack, denoted a_b and a_t , respectively, as well as the context right after a_b was inserted. Our aim is to obtain all stack elements between a_b and a_t right after a_t was pushed into the stack. This information should be in either explicit format (if $i = h$) or in partially-compressed format (if $i < h$).

In order to reconstruct the block we use our algorithm recursively. The base case (i.e., if $i = h$) is handled with Lemma 1. For larger blocks, we execute \mathcal{A} with the compressed data structure for a smaller size input (from a_b to a_t).

Lemma 3. RECONSTRUCT runs in $O(m)$ time and uses $O(p \log m / \log p)$ space, where m is the number of elements between a_b and a_t .

Proof. Correctness of the algorithm is analogous to the one given in Lemma 1: the algorithm is initialized with a_b and the context of a_b . Hence, the conditions evaluated during the execution of RECONSTRUCT will be equal to those of \mathcal{A} . In particular, the situation of the stack of both executions after a_t is treated will be the same. Regarding space, RECONSTRUCT uses a compressed stack and other $O(1)$ -sized data structures, hence at most $O(p \log m / \log p)$ space is needed. Also notice that we never recurse more than h levels, hence the memory spent in recursive calls is bounded by $O(h)$. \square

We can now prove the main result of this section.

Theorem 2. Any stack algorithm can be adapted so that, for any parameter $2 \leq p \leq n$, it solves the same problem in $O(n \log n / \log p)$ time using $O(p \log n / \log p)$ variables.

Proof. Notice that we can always determine the top element of the stack in constant time. Hence the main working of \mathcal{A} is unaffected. By Lemma 2, the compressed stack never goes above our allowed space. The other data structures use only $O(1)$ space, hence we only need to bound the space used in the recursion. By Lemma 3, we know that the space needed by RECONSTRUCT (and any necessary recursive reconstructions) is bounded by $O(p \log n / \log p)$.

Consider now the running time bound: each push operation needs a constant number of operations per level. Since each input value is pushed once, the total time spent in all push operations is $O(nh)$.

The analysis of pop operations uses a charging scheme: a single pop might empty several blocks (one in each level). For each block that is emptied, we must invoke the reconstruction procedure. Analogously to Theorem 1, we charge the reconstruction cost to the block that has been deleted. Blocks can only be deleted once by \mathcal{A} , hence no block can be charged twice. The total complexity of all blocks in a fixed level is bounded by n . By Lemma 3, the time needed to reconstruct a block is proportional to its size, hence at most $O(nh)$ time will be spent in block reconstruction. \square

4.2 For $o(\log n)$ -workspaces

The previous technique can be used provided that the workspace is of size at least $\Omega(\log n)$. In the following we adapt it for smaller workspaces. From now on, we assume that \mathcal{A} is green. The condition for an algorithm \mathcal{A} to be green is to have a GETTOP operation. The general idea of this operation is the following: imagine that \mathcal{A} is treating value a and at some point in time it pops the top element of the stack (denoted by t). Instead of reconstructing, we will invoke procedure GETTOP to find the new top element of the stack (denoted by ℓ). This operation must scan \mathcal{I} until ℓ is found. Although we do not know exactly where ℓ lies, we will use the information of our compressed stack to guide this operation. Hence, for efficiency reasons, we restrict the procedure to look within a given interval. That is, procedure GETTOP receives three parameters: (i) the input value a that is generating the pop, (ii) two input values $t, b \in \mathcal{I}$, such that t is the current element at the top of the stack (i.e., the one that needs to be popped), and $b \neq t$ is another element that is in the stack, and (iii) the context information right before b was pushed into the stack. GETTOP must report the pair $(\ell, \text{CONTEXT}(\ell))$ in $O(m)$ time and $O(s)$ variables, where m is the number of input values between b and t in \mathcal{I} . Observe that, since b is in the stack and $b \neq t$, the value ℓ must always exist. It is easy to see that a green stack algorithm \mathcal{A} can be made to run in $O(n^2)$ time using $O(s)$ variables using procedure GETTOP. In the following we show how to obtain an exponential decrease in the running time. Intuitively, our approach is to use a compressed stack until we run out of space, and use GETTOP to obtain the top element after each pop.

We apply the block partition strategy of the previous section, with $p = 2$ for s levels (recall that s is our allowed workspace). The only difference in the data structure occurs at the lowermost level, where each block has size $n/2^s$. Although we would like to store the blocks of the lowest level explicitly, the size of a single block is too large to fit into memory (if $s \in o(\log n)$, we have $n/2^s \in \omega(s)$). Instead, the blocks of the bottommost level are also stored in compressed format. Recall that we also store the context of the first element that is pushed into any block. Additionally, we store the context of $\text{STACK.TOP}(1)$ (i.e. the top of the stack).

Push operations are handled exactly as in Section 4.1 (taking into account that the last level is now in compressed format): at each level it suffices to update the topmost element of \mathcal{F}_i , or create a new block containing the new input value (if it belongs to a new block).

Pop operations are also handled in a similar fashion as in Section 4.1. In most cases, we must remove one element from \mathcal{F}_s , unless the block is empty. In that case, we pop from \mathcal{S}_s . If both are empty, we pop from \mathcal{F}_{s-1} , and so on. This process ends when either $\mathcal{F}_1 \cup \mathcal{S}_1 = \emptyset$ (so the stack becomes empty after the pop) or we reach a block B_i of level i that does not become empty after the pop. As in Section 4.1 all blocks \mathcal{S}_i of level $i < s$ that become empty must be reconstructed. This is done recursively using RECONSTRUCT. The only difference is at the bottommost level, where instead of reconstructing we use GETTOP with the top and bottom element of the block to obtain the new top element of the stack.

Lemma 4. *The space used by a pop operation in $o(\log n)$ -workspaces is $O(s)$. Moreover, the total time spent in all pop operations is $O(n^2/2^s)$.*

Proof. Similarly to Section 4.1, the recursion cannot go deeper than the height of the compressed stack. Since in this case we set the height equal to s , the space bound follows.

The bound on the running time is also similar: notice that procedure GETTOP is invoked at most once per pop operation (and only with blocks of the lowest level). Hence, the total time spent in GETTOP operations is bounded by $O(n^2/2^s)$. As in Section 4.1, we only invoke RECONSTRUCT with a block of level i when another block of the same level has been marked as empty. Hence, by the same charging scheme, the total time spent reconstructing blocks of a single level is bounded by $O(n)$. Since there are s levels, and $s \in o(\log n)$, the bound holds. \square

Theorem 3. *Any green stack algorithm can be adapted so that it solves the same problem in $O(n^2/2^s)$ time in an $O(s)$ -workspace (for any $s \in o(\log n)$).*

4.3 Compressed stack for $k \geq 2$

In the previous sections we assumed that \mathcal{A} only accesses the top element of the stack in one operation. In Section 5 we introduce several algorithms that must look at the top two elements, hence we generalize the compressed stack so that the top k elements of the stack are always accessible (for some positive constant k).

A simple way to allow access to the top k elements of the stack, without modifying the workings of the compressed stack, is to keep the top $k - 1$ elements in a separate *mini-stack*, while only storing the elements located further down in the compressed stack. We consider the mini-stack as part of the context, hence it will be stored every time the context is stored.

Stack operations Whenever the original stack contains $k - 1$ or fewer elements, all of these elements will be kept explicitly in the mini-stack, and the compressed stack will be empty. Push and pop operations in which the stack size remains below k will be handled in the mini-stack, and will not affect the compressed stack.

If the mini-stack already has $k - 1$ elements and a new element a must be pushed, we push a to the mini-stack, remove its *bottommost* element a' , and push a' into the compressed stack. Similarly, whenever we must pop an element, we remove the top element of the mini-stack. In addition, we also pop one element from the compressed stack and add this element as the bottommost element of the mini-stack.

The RECONSTRUCT operation is mostly unaffected by this modification. The only change is that whenever we reconstruct a block, we must also recreate the situation of the mini-stack right after the bottommost element was pushed. Recall that this information is stored as part of the context, hence it can be safely retrieved.

The mini-stack operations directly imply the following result.

Proposition 1. *By using a compressed stack with a mini-stack, the top k elements of the stack can be accessed and stored, without affecting the time and space complexity of the compressed stack technique.*

5 Applications

In this section we show how our technique can be applied to several well-known geometric problems. For each problem we present an existing algorithm that is a (green) stack algorithm, where our technique can be applied to produce a space-time trade-off.

5.1 Convex hull of a simple polygon

Computing convex hulls is a fundamental problem in computational geometry, used as an intermediate step to solve many other geometric problems. For the particular case of a simple polygon \mathcal{P} (Fig. 1(a)), there exist several algorithms in the literature that compute the convex hull of \mathcal{P} in linear time (see the survey by Aloupis [1]). Among these, we highlight the one of Lee [22] that is green.

Lemma 5. *Lee’s algorithm for computing the convex hull of a simple polygon [22] is green.*

Proof. The algorithm walks along the boundary of the given polygon (say, in counterclockwise order). At any instant of time, the vertices of the stack are a subchain of the input such that any three consecutive elements in the stack make a left turn. We note that Lee’s algorithm must look at the top two elements of the stack when determining if the current vertex must be pushed into the stack (hence, $k = 2$). It is straightforward to verify that indeed, this algorithm is a stack algorithm.

We now give the details of GETTOP(a, t, b , CONTEXT(b)) operation. Since $k = 2$, at any instant of time we have explicitly stored the top two elements of the stack. We must now find the third topmost

element of the stack, since it will become TOP(2) after the pop is executed. This element can be obtained by executing one step of the Gift wrapping algorithm [30] in clockwise order. This algorithm needs $O(1)$ space and needs linear time per point computed. Thus, we conclude that Lee’s algorithm is green. \square

Theorem 4. *The convex hull of a simple polygon can be reported in $O(n \log n / \log p)$ time using $O(p \log n / \log p)$ additional variables (for any parameter $2 \leq p \leq n$), or $O(n^2/2^s)$ time using $O(s)$ additional variables (for any parameter $s \in o(\log n)$).*

5.2 Triangulation of a monotone polygon

A simple polygon is called *monotone* with respect to a line ℓ if for any line ℓ' perpendicular to ℓ , the intersection of ℓ' and the polygon is connected. In our context, the goal is to report the diagonal edges of a triangulation of the given monotone polygon (see Fig. 1 (b)). Monotone polygons are a well-studied class of polygons because they are easier to handle than general polygons, can be used to model (polygonal) function graphs, and often can be used as stepping stones to solve problems on simple polygons (after subdividing them into monotone pieces). It is well-known that a monotone polygon can be triangulated in linear time using linear space [16, 27]. We note that there also exists a linear-time algorithm that triangulates any simple polygon [11] (that is, \mathcal{P} need not be monotone), but that algorithm does not follow the scheme of Algorithm 1, hence our approach cannot be directly used. However, our technique can be applied to a well-known algorithm for triangulating a monotone polygon due to Garey *et al.* [16]. For simplicity, we present it below for x -monotone polygons. An x -monotone polygon is defined by two chains: the top chain and the bottom chain, which connect the leftmost vertex to the rightmost one.

Lemma 6. *Garey et al.’s algorithm for triangulating a monotone polygon [16] is green.*

Proof. Our technique can be applied to the well-known algorithm for triangulating a monotone polygon due to Garey *et al.* [16]. For simplicity, we present it here for x -monotone polygons. An x -monotone polygon is defined by two chains: the top chain and the bottom chain, which connect the leftmost vertex to the rightmost one.

The triangulation algorithm consists in walking from left to right on both chains at the same time, drawing diagonals whenever possible, and maintaining a stack with vertices that have been processed but that are still missing some diagonal. At any instant of time, the vertices of the stack are a subchain of either the upper chain making left turns, or a subchain of the lower chain making right turns. As the algorithm proceeds, it processes each vertex in order of x -coordinate. In a typical step, when a vertex v is handled, the algorithm draws as many diagonals as possible from v to other vertices in the stack, popping them, and finally adding v to the stack. Unlike in other results of this Section, the stack contains the elements that have *not* been triangulated yet. In all other aspects it follows the scheme of Algorithm 1, hence it is a stack algorithm.

Similarly to the convex hull, this algorithm checks the top two elements of the stack. Thus, GET-TOP(a, t, b , CONTEXT(b)) operation must find the third topmost element of the stack (since it will become TOP(2) after the pop is executed). Analogous to the convex hull case, this point can be obtained by executing one step of the Gift wrapping algorithm [30] in reverse order (i.e., walking from right to left). \square

Theorem 5. *A triangulation of a monotone polygon of n vertices can be reported in $O(n \log n / \log p)$ time using $O(p \log n / \log p)$ additional variables (for any parameter $2 \leq p \leq n$), or $O(n^2/2^s)$ time using $O(s)$ additional variables (for any parameter $s \in o(\log n)$).*

The only previous work on polygon triangulation in memory-constrained environment is due to Asano *et al.* [3]. In that paper, the authors give an algorithm that triangulates *mountains* (a subclass of monotone polygons in which one of the chains is a segment). Combining that result with a trapezoidal decomposition, they give a method to triangulate a planar straight-line graph. Both operations run in quadratic time in an $O(1)$ -workspace. Our method speeds up the first part half of their algorithm, hence if one were to obtain a time-space trade-off for computing the trapezoidal decomposition, we would instantly obtain a similar result for triangulating any polygon.

5.3 Computing the shortest path between two points in a monotone polygon

Shortest path computation is another fundamental problem in computational geometry with many variations, especially queries restricted within a bounded region (see [23] for a survey). Given a polygon \mathcal{P} , and two points $p, q \in \mathcal{P}$, their *geodesic* is defined as the shortest path that connects p and q among all the paths that stay within \mathcal{P} (Fig. 1(c)). It is easy to verify that, whenever \mathcal{P} is a simple polygon, the geodesic always exists and is unique. The length of that path is called the *geodesic distance*.

Asano *et al.* [3, 4] gave an $O(n^2/s)$ algorithm for solving this problem in $O(s)$ -workspaces, provided that we allow an $O(n^2)$ -time preprocessing. This preprocessing phase essentially consists in repeatedly triangulating \mathcal{P} , and storing $O(s)$ edges that partition \mathcal{P} into $O(s)$ subpieces of size $O(n/s)$ each. Theorem 5 allows us to remove the preprocessing overhead of Asano *et al.* when \mathcal{P} is a monotone polygon.

Theorem 6. *Given a monotone polygon \mathcal{P} of n vertices and two points $p, q \in \mathcal{P}$, we can compute the geodesic that connects them in $O(n^2/s)$ time in an $O(s)$ -workspace (for any $s \leq n$).*

Proof. Recall that the algorithm of Asano *et al.* has two phases: a preprocessing part (which runs in $O(n^2)$ time) and a navigation time (which runs in $O(n^2/s)$ time). If we replace the triangulation procedure given by Asano *et al.* in [3] by the algorithm given in Theorem 5, we reduce the running time for the preprocessing phase. Since the running time is now dominated by the navigation algorithm, we can push the preprocessing part of the algorithm to the query itself. The running time would become $O(n^2/2^s + n^2/s) = O(n^2/s)$. \square

We note that the navigation algorithm can also be improved using a modified version of the compressed stack technique. This method essentially keeps two stacks forming a funnel where the target destination lies, hence by compressing them we would obtain a trade-off similar to those as for the preprocessing stage. However, the details of this modification are much more intricate and fall outside the scope of this paper (thus we omit them).

5.4 Optimal 1-dimensional pyramid

A vector $\phi = (y_1, \dots, y_n)$ is called *unimodal* if $y_1 \leq y_2 \leq \dots \leq y_k$ and $y_k \geq y_{k+1} \geq \dots \geq y_n$ for some $1 \leq k \leq n$. The 1-D optimal pyramid problem [12] is defined as follows. Given an n -dimensional vector $f = (x_1, \dots, x_n)$, find a unimodal vector $\phi = (y_1, \dots, y_n)$ that minimizes the squared L_2 -distance $\|f - \phi\|^2 = \sum_{i=1}^n (x_i - y_i)^2$ (Fig. 1(d)). This problem has several applications in the fields of computer vision [7] and data mining [15, 24]. Although the linear-time algorithm of Chun *et al.* [12] does not exactly fit into our scheme, it can be modified so that our approach can be used as well.

Theorem 7. *The 1-D optimal pyramid for an n -dimensional vector can be computed in $O(n \log n / \log p)$ time using $O(p \log n / \log p)$ additional variables (for any parameter $2 \leq p \leq n$), or $O(n^2/2^s)$ time using $O(s)$ additional variables (for any $s \in o(\log n)$).*

Proof. Chun *et al.* [12] showed that if the location of the peak is fixed in the k -th position, the optimal vector ϕ is given by the lower hull $H_\ell(k)$ of x_1, \dots, x_k and the lower hull $H_r(k)$ of x_{k+1}, \dots, x_n . Thus, their approach is to compute and store the sum of L_2 -distances $D_\ell(k) = \sum_{i=1}^k (x_i - y_i)^2$ and $D_r(k) = \sum_{i=k+1}^n (x_i - y_i)^2$, and returning the index i that minimizes $D_\ell(i) + D_r(i)$.

The algorithm of Chun *et al.* uses an array of size $\Theta(n)$ to store the values $D_\ell(i)$ and $D_r(i)$ for $i \leq n$. Thus, before using our compressed stack technique we must first modify their algorithm so that this extra array is not needed. The idea is to compute values $D_\ell(i)$ and $D_r(i)$ in an incremental fashion, while storing at any instant of time the index k that minimizes $D_\ell(k) + D_r(k)$.

We will scan the points of the input from right to left, processing values one by one. It is straightforward to modify the compressed convex hull algorithm so that, instead of reporting the hull, we compute the values $D_\ell(i)$ or $D_r(i)$ (depending on which points the convex hull was computed). Since we are scanning the points from right to left, we can easily obtain $D_\ell(i)$ from $D_\ell(i-1)$ without affecting the time or space complexities. However, the same is not true when computing $D_r(i)$ from $D_r(i-1)$, since we have to *rollback* the treatment of a vertex in the convex hull algorithm.

To achieve this, we use two stacks. The main one is used by the convex hull algorithm, thus at any instant of time it contains the elements that form the upper envelope $H_\ell(i)$. The secondary one contains all the points that were popped by the top element of the stack (recall that this element is denoted by $\text{POP}(1)$). Naturally, we will keep both stacks in compressed format, hence the space bounds are asymptotically unaffected.

Thus, we initialize the primary stack with $H_r(1)$, and the secondary one with the points that were popped by the top of $H_r(1)$. Note that $H_r(1)$ can be computed using Theorem 4. Whenever a rollback is needed, we pop the top element of the primary stack, and we push the elements in the secondary stack back into the primary one. Note that, although we do not have all of these points explicitly, we can obtain them invoking procedure RECONSTRUCT. Also notice that, when we apply the reconstruction procedure, we can update the secondary stack with the input values that were popped by the new top of the stack.

We now show that the running time bounds hold. The initialization can be done in the specified time by directly using Theorem 4. Observe that points may appear three times in the stack: once during the initialization phase, once in the secondary stack (when a vertex would remove them from the hull), and also they re-enter the primary stack a second time during a rollback (if they were pushed and popped in the primary stack at some point). A point v is popped the second time from the primary stack only when we execute $\text{ROLLBACK}(v)$. Hence, it will never be accessed again.

That is, a point is pushed (hence, popped) at most three times. As always, each push operation takes $O(h)$ time. Pop operations can also be handled with the charging scheme and take $O(h + n_a)$ time, where n_a is the size of the destroyed block $O(n/s^2 + n_a)$ for $o(\log n)$ -workspaces). Notice that a block can be charged three times, but this does not asymptotically increase the running time. \square

Remark Unlike in other applications, this algorithm loses the black box property. That is, \mathcal{A} must know whether or not the stack is being handled in compressed format (and must act differently in each of the cases). This is caused by the need of the ROLLBACK operation that is not needed in all other algorithms.

5.5 Visibility profile in a simple polygon

In the visibility profile problem we are given a simple polygon \mathcal{P} , and a point $q \in \mathcal{P}$ from where the visibility profile needs to be computed. A point $p \in \mathcal{P}$ is visible (with respect to q) if and only if $pq \subset \mathcal{P}$, where pq denotes the segment connecting points p and q . The set of points visible from q is denoted by $\text{Vis}_{\mathcal{P}}(q)$ and is called the *visibility profile* (or polygon) of q (see Fig. 1(e)). Visibility computations arise naturally in many areas, such as computer graphics and geographic information systems, and have been widely studied in computational geometry.

We refer the reader to the survey by O'Rourke [28] and the book by Ghosh [17] for a review of the planar visibility literature in memory-unconstrained models. Among several linear-time algorithms, we are interested in the method of Joe and Simpson [21] since it is green.

Lemma 7. *Joe and Simpson's algorithm for computing the visibility profile [21] is green.*

Proof. This algorithm scans the vertices of the polygon one by one in counterclockwise order. When processing a new vertex v , a number of cases are considered, which essentially depend on whether q , v , and its previous or next vertex make a right or left turn. A condition based on these cases determines whether some vertices that up to now were considered visible are not, thus must be popped, and whether v is visible and thus should be pushed. Since vertices are processed in an incremental order, and $O(1)$ additional variables are used, Joe and Simpson's method is a stack algorithm.

We note that not only vertices of \mathcal{P} are pushed into the stack: let v be a visible vertex that makes a left or right turn. Consider the ray emanating from q towards v and let e be the first edge of \mathcal{P} that properly intersects with the ray. The intersection point between e and the ray is called the *shadow* of v and is the last visible point from q in the direction of v . It is easy to see that the visibility region is a polygon whose vertices are vertices that were originally present in \mathcal{P} or shadows of reflex vertices.

We now show how to implement $\text{GETTOP}(v, t, b, \text{CONTEXT}(b))$ operation. Geometrically speaking, this operation must give the visible vertex that came before t in the stack. Let t' be the next clockwise

vertex in the chain from t to b . If, ignoring the polygon edges after t , the segment qt' is unobstructed, then the next visible vertex will dimply be t' . Otherwise, there is a discontinuity in the visibility. In [6] (Lemma 1) it was shown that any such change in the visibility can only happen because of a reflex vertex. Hence, the next visible point is either (i) the reflex vertex r that is angularly located between t and t' (with respect to q) and that is angularly closest to t or (ii) the shadow of r . Both points can be found in linear time by performing a variation of the *ray-shooting* operation in constant-workspace (see details of the claim and the implementation in [6], Lemma 2). \square

Theorem 8. *The visibility profile of a point q with respect to \mathcal{P} can be reported in $O(n \log n / \log p)$ time using $O(p \log n / \log p)$ additional variables (for any parameter $2 \leq p \leq n$), or $O(n^2/2^s)$ time using $O(s)$ additional variables (for any parameter $s \in o(\log n)$).*

6 Conclusions

In this paper we have shown how to transform any stack algorithm so as to work in memory-constrained models. The main benefit is the fact that the method can be used in a black box fashion without knowing the specifics of the algorithm. Surprisingly, the space-time trade-off is exponential for small workspaces (i.e., $s \in o(\log n)$), whereas the improvement in larger workspaces is smaller. Hence, it seems natural to use $O(\log n)$ workspaces whenever space constraints are an issue.

We note that the problem is much simpler when we are allowed to rearrange the values of the input: it suffices to partition the input in three parts (stack, discarded values, and values not processed yet), and rearrange the input values as necessary. Indeed, this fact was already observed by Brönnimann and Chan [8] (for the problem of computing the convex hull of simple polygons) and De *et al.* [13] (for the visibility problem). Thus, our approach is useful when the input is in a read-only data structure.

A natural open problem is extending this approach to other data structures. We are confident that this approach can be extended to *deque*s (a stack-like structure in which we can push and pop from either extreme). It would be more interesting if we could also compress trees or more complex data structures. Methods for compressing dequeues or trees would allow us to generalize the algorithms presented in Section 5 so as to compute the convex hull of a polygonal line (instead of a polygon) or triangulate a simple polygon (instead of a monotone one), respectively.

References

1. G. Aloupis. A history of linear-time convex hull algorithms for simple polygons. <http://cgm.cs.mcgill.ca/~athens/cs601/>.
2. S. Arora and B. Barak. *Computational Complexity - A Modern Approach*. Cambridge University Press, 2009.
3. T. Asano, K. Buchin, M. Buchin, M. Korman, W. Mulzer, G. Rote, and A. Schulz. Memory-constrained algorithms for simple polygons. *CoRR*, abs/1112.5904, 2011.
4. T. Asano, W. Mulzer, G. Rote, and Y. Wang. Constant-work-space algorithms for geometric problems. *JoCG*, 2(1):46–68, 2011.
5. T. Asano and G. Rote. Constant-working-space algorithms for geometric problems. In *CCCG*, pages 87–90, 2009.
6. L. Barba, M. Korman, S. Langerman, and R. Silveira. Computing the visibility polygon using few variables. In *Proc. of the 22nd International Symposium on Algorithms and Computation (ISAAC'11)*, pages 70–79, 2011.
7. I. Bloch. Unifying quantitative, semi-quantitative and qualitative spatial relation knowledge representations using mathematical morphology. In *Proceedings of the 11th international conference on Theoretical foundations of computer vision*, pages 153–164, Berlin, Heidelberg, 2003. Springer-Verlag.
8. H. Brönnimann and T. M. Chan. Space-efficient algorithms for computing the convex hull of a simple polygonal line in linear time. *Comput. Geom.*, 34(2):75–82, 2006.
9. T. M. Chan. Comparison-based time-space lower bounds for selection. *ACM Trans. Algorithms*, 6:26:1–26:16, 2010.
10. T. M. Chan and E. Y. Chen. Multi-pass geometric algorithms. *Discrete & Computational Geometry*, 37(1):79–102, 2007.

11. B. Chazelle. Triangulating a simple polygon in linear time. *Discrete & Computational Geometry*, 6:485–524, 1991.
12. J. Chun, K. Sadakane, and T. Tokuyama. Linear time algorithm for approximating a curve by a single-peaked curve. *Algorithmica*, 44(2):103–115, 2006.
13. M. De, A. Maheshwari, and S. C. Nandy. Space-efficient algorithms for visibility problems in simple polygon. *CoRR*, abs/1204.2634, 2012.
14. G. N. Frederickson. Upper bounds for time-space trade-offs in sorting and selection. *J. Comput. Syst. Sci.*, 34(1):19–26, 1987.
15. T. Fukuda, Y. Morimoto, S. Morishita, and T. Tokuyama. Data mining with optimized two-dimensional association rules. *ACM Trans. Database Syst.*, 26(2):179–213, June 2001.
16. M. R. Garey, D. S. Johnson, F. P. Preparata, and R. E. Tarjan. Triangulating a simple polygon. *Inf. Process. Lett.*, 7(4):175–179, 1978.
17. S. Ghosh. *Visibility Algorithms in the Plane*. Cambridge University Press, New York, NY, USA, 2007.
18. M. Greenwald and S. Khanna. Space-efficient online computation of quantile summaries. In *SIGMOD*, pages 58–66, 2001.
19. L. J. Guibas and J. Hershberger. Optimal shortest path queries in a simple polygon. *J. Comput. Syst. Sci.*, 39(2):126–152, Oct. 1989.
20. G. Jacobson. *Succinct Static Data Structures*. PhD thesis, Carnegie-Mellon, Jan. 1989. Tech Rep CMU-CS-89-112.
21. B. Joe and R. B. Simpson. Corrections to Lee’s visibility polygon algorithm. *BIT Numerical Mathematics*, 27:458–473, 1987.
22. D. T. Lee. On finding the convex hull of a simple polygon. *International Journal of Parallel Programming*, 12(2):87–98, 1983.
23. J. S. B. Mitchell. Shortest paths and networks. In J. E. Goodman and J. O’Rourke, editors, *Handbook of Discrete and Computational Geometry*, pages 607–642. Chapman & Hall/CRC, 2nd edition, 2004.
24. Y. Morimoto, T. Fukuda, S. Morishita, and T. Tokuyama. Implementation and evaluation of decision trees with range and region splitting. *Constraints*, 2:401–427, 1997. 10.1023/A:1009755828992.
25. J. I. Munro and M. Paterson. Selection and sorting with limited storage. *Theor. Comput. Sci.*, 12:315–323, 1980.
26. J. I. Munro and V. Raman. Selection from read-only memory and sorting with minimum data movement. *Theor. Comput. Sci.*, 165:311–323, 1996.
27. J. O’Rourke. *Computational Geometry in C*. Cambridge University Press, 1994.
28. J. O’Rourke. Visibility. In *Handbook of Discrete and Computational Geometry*, chapter 28, pages 643–664. CRC Press, Inc., 2nd edition, 2004.
29. V. Raman and S. Ramnath. Improved upper bounds for time-space tradeoffs for selection with limited storage. In *Proceedings of the 6th Scandinavian Workshop on Algorithm Theory*, SWAT ’98, pages 131–142, London, UK, 1998. Springer-Verlag.
30. R. Seidel. Convex hull computations. In *Handbook of Discrete and Computational Geometry*, chapter 22, pages 495–512. CRC Press, Inc., 2nd edition, 2004.