

On the Efficient Calculation of a Linear Combination of Chi-Square Random Variables with an Application in Counting String Vacua

Johannes Bausch

December 3, 2024

Abstract

Linear combinations of chi square random variables occur in a wide range of fields. Unfortunately, a closed, analytic expression for the pdf is not yet known. As a first result of this work, an explicit analytic expression for the density of the sum of two gamma random variables is derived. Then a computationally efficient algorithm to numerically calculate the linear combination of chi square random variables is developed. An explicit expression for the error bound is obtained. The proposed technique is shown to be computationally efficient, i.e. only polynomial in growth in the number of terms compared to the exponential growth of most other methods. It provides a vast improvement in accuracy and shows only logarithmic growth in the required precision. In addition, it is applicable to a much greater number of terms and currently the only way of computing the distribution for hundreds of terms. As an application, the exponential dependence of the eigenvalue fluctuation probability of a random matrix model for 4d supergravity with N scalar fields is found to be of the asymptotic form $\exp(-0.35N)$.

1. Review and Main Results

1.1. Introduction

Linear combinations of χ^2 random variables occur in many different fields, in statistical hypothesis testing as well as in high energy physics. In string theory, they have had a relative recent comeback, occurring frequently in the study of random matrix models, such as the spectral analysis of the *Wishart* ensemble. Those models have proven an invaluable tool for making statistical claims about the existence of stable vacua in various theories of supergravity. We will revisit one of these applications in section 5.

For a full understanding of a random variable, its distribution is of course of utmost importance. Unfortunately, for the probability density function (pdf) of a linear combination of χ^2 random variables, there is no known closed analytic expression yet. The great number of related publications—see section 1.2—proves the ongoing interest in this topic.

It is surprising, however, that *none* of the known methods for calculating this pdf seems computationally viable for more than a handful of terms, at most. In fact, the ones that are accurate enough suffer from exponential growth in the number of terms to calculate, see for example [1] and the comment on this method in [2]. Other known methods are discussed in section 1.2.

Unfortunately, this lack of methodology proved to be an obstacle to making quantitative analytic claims about the existence of aforementioned vacua in a model of $4d$ random supergravity, see [3]. Motivated by this fact, we present a relatively simple procedure that is nonetheless far superior in speed and accuracy to the hitherto published methods.

1.2. The Existing Literature

As already mentioned, there exist many approaches to calculating or approximating the distribution of a linear combination of χ^2 random variables. For our purposes, one exclusion criterion is that the method has to be quantitatively accurate, which means that we need an explicit expression for the error. This excludes fits to other distributions, as for examples the three moment fit suggested by [4] or the more recent mixture approximation by [5]. Let us discuss the techniques which pass this requirement.

One brute-force method is of course to draw a couple of million random variables, multiply them with the weights and calculate the distribution empirically. This works well when one is interested in the quantiles that lie around the bulk of the mass. In our example, however, the very low quantiles are of interest, and we simply do not have enough statistics to calculate those. Note that importance sampling can—unfortunately—not be used, since we do not know the complete distribution.

Another often-used ansatz is to expand the moment generating function in a series representation and inverting term by term. One such example (for gamma random variables) is given in [6]. Unfortunately, the prefactors in the expansion cannot be calculated in polynomial time. Another example (for chi squares) is [7] where, again, the prefactors are hard to compute. The method targeted at exponential distributions suggested in [8] suffers from the same exponential growth, which is easy to see by looking at the suggested functional form. A more recent example is [9], which uses Laguerre polynomials. The same problem persists here; in addition, the error bound given suggests that obtaining an accurate result will require a very large number of terms.

As a third group, there are techniques that use numerical integration to obtain the density function, see for example [10] and [2]. Unfortunately, in both papers, the number of dimensions over which we have to integrate for n terms is $n - 1$. While this might be feasible for small n , it is not for our application—just sampling two points in any direction grows as 2^n , and even using sophisticated *Monte Carlo* or *Gibbs sampling* algorithms does

not help when n is of order 1000. Another method, which has only one integral to calculate, [11], has the problem of a highly oscillatory integrand that has to be integrated over \mathbb{R} , which seems impossible to do to the required accuracy.

To summarize, none of the above-mentioned techniques is feasible in our regime of interest—either due to computational restrictions or because the answer is not precise enough. In this paper, I develop a method which is both fast, arbitrarily accurate and computationally efficient even for a vast number of terms, especially in the low quantile regime that we are interested in.

2. Analytic Results

2.1. Main Result

I will first state the main result and prove the details in due course.

As stated in the first chapter, the problem is to calculate the density function of $Z = \sum_{i=1}^n a_i X_i$, where $X_i \sim \chi_r^2$ are iid random variables for some $r > 0$ and $a_i \in \mathbb{R}_{>0}$. Let $\mathbf{T}_n : \mathcal{C}^n \rightarrow \mathbb{R}[n]$ denote the *Taylor-Maclaurin* map which assigns to a function its *Taylor* polynomial to order n around 0, and $\mathbf{R}_n : \mathcal{C}^n \rightarrow \mathcal{C}^n$ its associated remainder map.

Theorem 1. *Let $r \in 2\mathbb{N}_0 + 1$, $Z = \sum_{i=1}^n (a_i X_i + b_i Y_i)$, $X_i, Y_j \sim \chi_r^2$ iid random variables, $a_i, b_i \in \mathbb{R}_{>0}$ for some $n > 0$ and $a_1 < b_1 < \dots < a_n < b_n$. Let $m_1, \dots, m_n \in \mathbb{N}_0$ and $\bar{m} := \max\{m_1, \dots, m_n\}$. Then the density function f_Z is given by*

$$f_Z(x) = C\theta(x) (\mathbf{T}(x) + \mathbf{R}(x)) \quad ,$$

where $\bigstar_{i=1}^n f_i := f_1 \bar{*} \dots \bar{*} f_n$,

$$\mathbf{T}(x) = \left(\bigstar_{i=1}^n e^{-\frac{a_i + b_i}{4a_i b_i}} \cdot \left(\mathbf{T}_{m_i} \mathbf{I}_{\frac{r}{2} - \frac{1}{2}} \right) \left(\frac{b_i - a_i}{4a_i b_i} \cdot \right) \right) (x)$$

and

$$C = \left(\frac{\Gamma\left(\frac{1}{2} - \frac{r}{2}\right)}{\Gamma(r)} \right)^n \prod_{i=1}^n (4a_i b_i)^{-r} \left(\frac{b_i - a_i}{8a_i b_i} \right)^{\frac{1}{2} - \frac{r}{2}}$$

and

$$\begin{aligned} 0 < \mathbf{R}(x) &< \bar{\mathbf{R}}(x) - \mathbf{T}(X) \\ &:= \left(\bigstar_{i=1}^n e^{-\frac{a_i + b_i}{4a_i b_i}} \cdot \left(\mathbf{T}_{m_i} \mathbf{I}_{\frac{r}{2} - \frac{1}{2}} + \mathbf{R}_i \right) \left(\frac{b_i - a_i}{4a_i b_i} \cdot \right) \right) (x) - \mathbf{T}(x) \quad . \end{aligned}$$

Finally, $\forall x \leq y \in \mathbb{R}_{>0}$, R_i is bounded by

$$\begin{aligned} R_i(x) &:= \mathbf{R}_{m_i} \mathbf{I}_{\frac{r}{2}-\frac{1}{2}} \left(\frac{b_i - a_i}{4a_i b_i} x \right) \\ &\leq \frac{x^{m_i+1}}{(m_i + 1)!} \left(\frac{b_i - a_i}{4a_i b_i} \right)^{m_i+1} \mathbf{I}_{\frac{r}{2}-\frac{1}{2}}^{(m_i+1)} \left(\frac{b_i - a_i}{4a_i b_i} y \right) \quad . \end{aligned}$$

This result—simple as it is—does not look particularly promising, since it contains a convolution of exponentially many terms. Fortunately, though, the next statement shows that this method is indeed surprisingly easy to compute, at least for $r = 1$.

Theorem 2. *Let the setup be as in theorem 1 and $r = 1$. Then the computational complexity to calculate a value x of f_Z with relative error smaller than $R_{\max} \in (0, 1)$ is $O(n^2 \bar{y}^2 (\log n - \log(R_{\max})))$, where $\bar{y} := x \max_{i=1, \dots, n} \left\{ \frac{b_i - a_i}{4b_i a_i} \right\}$.*

In other words, this means that the algorithm is at most polynomial in the number of terms in our sum, polynomial in \bar{y} as given above and logarithmically in the precision we want to obtain.

Our numerical analysis shows that this bound is by no means optimal, and there's strong evidence that it can be generalized to arbitrary r .

I will now give a rather detailed proof. The mathematics involved is not particularly deep, but contains some ideas that are essential for later use.

2.2. The Linear Combination of Two Gamma and χ^2 Random Variables

Definition 1. *Let $X \sim \Gamma(\alpha, \beta)$ be a gamma-distributed random variable with shape parameter $\alpha \in \mathbb{R}_{>0}$ and rate parameter $\beta \in \mathbb{R}_{>0}$. Then its density function f_X is given by*

$$f_X(x) = \theta(x) \frac{\beta^\alpha}{\Gamma(\alpha)} x^{\alpha-1} e^{-\beta x} \quad . \quad (1)$$

Note the following

Remark 1. *If $X \sim \Gamma(\alpha, \beta)$, then $cX \sim \Gamma(\alpha, c\beta)$ for $c \in \mathbb{R}_{>0}$.*

This is why β is also called *inverse shape parameter*. This immediately leads me to the following

Lemma 1. *Let $Z = X + Y$ where $X \sim \Gamma(\alpha_1, \beta_1)$ and $Y \sim \Gamma(\alpha_2, \beta_2)$ are independent Gamma distributions. Then the density function f_Z is given by*

$$f_Z(z) = \theta(z) \frac{\beta_1^{\alpha_1} \beta_2^{\alpha_2}}{\Gamma(\alpha_1 + \alpha_2)} z^{\alpha_1 + \alpha_2 - 1} e^{-\beta_2 z} {}_1F_1(\alpha_1; \alpha_1 + \alpha_2; (\beta_2 - \beta_1)z) \quad , \quad (2)$$

where ${}_1F_1$ is a confluent hypergeometric function (Kummers function of the first kind).

Proof. We have to calculate the convolution $f_Z \equiv f_X * f_Y$ over \mathbb{R} .

$$\begin{aligned} (f_X * f_Y)(z) &= \frac{\beta_1^{\alpha_1} \beta_2^{\alpha_2}}{\Gamma(\alpha_1) \Gamma(\alpha_2)} \int_{\mathbb{R}} \theta(x) \theta(z-x) x^{\alpha_1-1} (z-x)^{\alpha_2-1} e^{-\beta_1 x - \beta_2 (z-x)} dx \\ &= \frac{\beta_1^{\alpha_1} \beta_2^{\alpha_2}}{\Gamma(\alpha_1) \Gamma(\alpha_2)} e^{-\beta_2 z} \theta(z) \int_0^z x^{\alpha_1-1} (z-x)^{\alpha_2-1} e^{(\beta_2 - \beta_1)x} dx, \end{aligned}$$

which can be further simplified by substituting $x = zt \Rightarrow dx = zdt$, so

$$\begin{aligned} (f_X * f_Y)(z) &= \theta(z) \frac{\beta_1^{\alpha_1} \beta_2^{\alpha_2}}{\Gamma(\alpha_1) \Gamma(\alpha_2)} e^{-\beta_2 z} z^{\alpha_1-1+\alpha_2-1+1} \int_0^1 t^{\alpha_1-1} (1-t)^{\alpha_2-1} e^{(\beta_2 - \beta_1)zt} dt \\ &\equiv \theta(z) \frac{\beta_1^{\alpha_1} \beta_2^{\alpha_2}}{\Gamma(\alpha_1) \Gamma(\alpha_2)} e^{-\beta_2 z} z^{\alpha_1+\alpha_2-1} \frac{\Gamma(\alpha_1) \Gamma(\alpha_2)}{\Gamma(\alpha_1 + \alpha_2)} {}_1F_1(\alpha_1; \alpha_1 + \alpha_2; (\beta_2 - \beta_1)z) \\ &= \theta(z) \frac{\beta_1^{\alpha_1} \beta_2^{\alpha_2}}{\Gamma(\alpha_1 + \alpha_2)} z^{\alpha_1+\alpha_2-1} e^{-\beta_2 z} {}_1F_1(\alpha_1; \alpha_1 + \alpha_2; (\beta_2 - \beta_1)z), \end{aligned}$$

where we have used the integral representation of ${}_1F_1$ in the second to last line. \square

Observe that equation 2 is indeed symmetric under exchange of the subscripts $1 \leftrightarrow 2$, as expected.

Definition 2. Let $X \sim \chi_k^2$ be a chi-square random variable with k degrees of freedom. Then the density function f_X is given by

$$f_X(x) = \theta(x) \frac{x^{\frac{k}{2}-1} e^{-\frac{x}{2}}}{2^{\frac{k}{2}} \Gamma\left(\frac{k}{2}\right)}. \quad (3)$$

Remark 2. If $X \sim \chi_k^2$, then $aX \sim \Gamma\left(\frac{k}{2}, \frac{1}{2a}\right)$ for $a \in \mathbb{R}_{>0}$.

As a second important result, which will find its application later, we conclude the following

Corollary 1. Let $X, Y \sim \chi_k^2$ two iid chi-square random variables with k degrees of freedom. Let $Z := aX + bY$, $a, b \in \mathbb{R}_{>0}$. Then the density function f_Z is given by

$$f_Z(z) = \theta(z) \frac{1}{(4ab)^k} \left(\frac{b-a}{8ab}\right)^{\frac{1}{2}-\frac{k}{2}} \frac{\Gamma\left(\frac{1}{2}-\frac{k}{2}\right)}{\Gamma(k)} e^{-\frac{a+b}{4ab}z} I_{\frac{k}{2}-\frac{1}{2}}\left(\frac{b-a}{4ab}z\right), \quad (4)$$

where I_ν is the ν th order modified Bessel function of the first kind.

Proof. This follows from lemma 1, remark 2 and from the identity (known as *Kummer's second transform*)

$${}_1F_1(\alpha; 2\alpha; x) \equiv e^{\frac{x}{2}} \left(\frac{x}{4}\right)^{\frac{1}{2}-\alpha} \Gamma\left(\frac{1}{2} + \alpha\right) I_{\alpha-\frac{1}{2}}\left(\frac{x}{2}\right) . \quad \square$$

Equation 4 struck my interest for the following reason: for small z , given a and b are of the same order, the prefactor in the modified *Bessel* function is small, so a promising ansatz for an approximation should be a *Taylor-Maclaurin* series for I_ν . The exponential then restricts most of the mass to lower values of z , which, in addition, suppresses the error introduced from the expansion. Furthermore, the leading nontrivial expansion term of $I_0(z)$ is of order $O(z^2)$ and for general I_ν only every second order monomial is present. All this will be quantified in the next chapters.

At first, though, we need some more results that will come into play later.

2.3. Convolution Algebra

Definition 3. Let $\bar{*} : \mathcal{C}(\mathbb{R}) \times \mathcal{C}(\mathbb{R}) \rightarrow \mathcal{C}(\mathbb{R})$ be defined as

$$(f \bar{*} g)(z) = \int_{\mathbb{R}} \theta(x) \theta(z-x) f(x) g(z-x) dx \equiv \int_0^z f(x) g(z-x) dx$$

for $f, g \in \mathcal{C}(\mathbb{R})$.

This map is well-defined, as follows from [12], Th. 1.3, and could well be extended to spaces such as $L^1(\mathbb{R})$, but we do not need more here. Important is the following

Lemma 2. Let $P_N := \{e^{b_i x} x^{n_i} : b_i \in \mathbb{R}, n_i \in \mathbb{N}_0, n_i < N\}$ where $N \in \mathbb{N}$. Let further $f, g \in P_N$: $f(x) = e^{ax} x^n$, $g(x) = e^{bx} x^m$ and define

$$(f \tilde{*} g)(x) := \begin{cases} 0 & : a = b \\ (f \bar{*} g)(x) & : a \neq b \end{cases} .$$

Then $(\langle P_N \rangle_{\mathbb{R}}, \tilde{*})$ forms an algebra over $\mathbb{R} \forall N \in \mathbb{N}$, where $\tilde{*}$ extends canonically to the linear hull.

Proof. The case $a = b$ is trivial. Analogously to the proof of lemma 1, we have

$$(f \tilde{*} g)(x) = \theta(x) e^{bx} \frac{\Gamma(m+1)\Gamma(n+1)}{\Gamma(n+m+2)} x^{m+n+1} {}_1F_1(m+1; n+m+2; (a-b)x) .$$

Using that, for integers $r, s \in \mathbb{N}_{>0}$, $r < s$, we have (see [13])

$${}_1F_1(r; s; z) \equiv \frac{(s-2)!(1-s)_r}{(r-1)!} z^{1-s} .$$

$$\left(\sum_{k=0}^{s-r-1} \frac{z^k (-s+r+1)_k}{k!(2-s)_k} - e^z \sum_{k=0}^{r-1} \frac{(-z)^k (1-r)_k}{k!(2-s)_k} \right) ,$$

we note that the lowest occurring power of z is of order $O(z^{1-s})$ or, including the previous result, a constant. The highest occurring power is of order $O(z^{-r})$ resp. $O(z^n)$ or $O(z^{r-s})$ resp. $O(z^m)$. \square

Note that the use of $\tilde{*}$ over $*$ is just a technicality. We will see that we can use $*$ as long as our exponentials are distinct.

Lemma 2 is an important result, as it claims that convolving two terms does not result in higher order monomials in our expression. But we can make even stronger claims.

Remark 3. Let $f_1, \dots, f_n \in P_N$, $g_1, \dots, g_m \in P_N$, all f_i, g_j having pairwise distinct exponentials, and $a_1, \dots, a_n, b_1, \dots, b_m \in \mathbb{R}$. Then $\exists l \leq (n+m)N$, $h_1, \dots, h_l \in P_N$ pairwise distinct and $c_1, \dots, c_l \in \mathbb{R}$:

$$\left(\sum_{i=1}^n a_i f_i \tilde{*} \sum_{j=1}^m b_j g_j \right) (x) = \sum_{i=1}^l c_i h_i(x) \quad .$$

Proof. Here, the same notation as in the proof for lemma 2 is used. Counting the number of independent exponentials l_e , we obtain $l_e \equiv n+m$. The maximum number of monomials multiplied with an exponential is then $\max\{s-r-1, r-1\} = \max\{n, m\} \leq N$. \square

This by itself can still grow very quickly for more than two convolutions, but the next result puts a stricter bound on the number of terms if we convolve multiple times.

Lemma 3. Let $f_1, \dots, f_q \in \langle P_N \rangle_{\mathbb{R}}$ so that f_i has n_i distinct exponentials, and $a_1, \dots, a_q \in \mathbb{R}$. Then $\exists l \leq N \sum_{i=1}^q n_i$, $h_1, \dots, h_l \in P_N$ pairwise independent and $c_1, \dots, c_l \in \mathbb{R}$:

$$(a_1 f_1 \tilde{*} \dots \tilde{*} a_q f_q)(x) = \sum_{i=1}^l c_i h_i(x) \quad .$$

Proof. Let us consider the first convolution. We first note that the number of distinct exponentials l_e in remark 3 is $l_e = n_1 + n_2$, even if we replace the monomials with arbitrary polynomials. The rest then follows from induction and the fact that $(\langle P_N \rangle_{\mathbb{R}}, \tilde{*})$ —being an algebra—is closed. \square

With these basic facts, let us now discuss the details for theorem 1 and lemma 3. actual algorithm to calculate the distribution of a linear combination of chi square random variables.

3. The Density Function of a Linear Combination of χ^2 Random Variables

3.1. Density Function

Proof of theorem 1. The main statements all follow from corollary 1 and are a straightforward application of *Taylor's theorem*, where $I_{\frac{r}{2}-\frac{1}{2}} \in \mathcal{C}^\infty(\mathbb{R}) \forall r \in 2\mathbb{N}_0 + 1$. The estimate

for the remainder is a simple uniform estimate, using the fact that $I^{(k)}(x)$ is strictly monotonically increasing $\forall x \in \mathbb{R}_{>0}, \nu \geq 0$ and $k \in \mathbb{N}_0$. \square

It might seem like a restriction that r has to be odd. Note though that the case r even is simple, since—as already mentioned—we would only have to convolve terms from P_N (see definition 2). Also observe that it is not of great significance that this expansion holds only for an even number of terms, as convolving numerically *once* is easily accomplished.

The claim of theorem 2 is that this density is very efficient to calculate to high precision, especially if the argument is not too big. To quantify this a bit more, we have to relate the magnitude of the error to the prefactors a_i, b_i and the abscissa x .

3.2. Error Estimate and Complexity Class

Let us consider the general case. We are interested in all $x \in [0, x_{\max}) =: \Omega$ for some $x_{\max} > 0$. Let $f, g \in L^1(\Omega) \cap \mathcal{C}^\infty(\Omega)$ positive and $\mathbf{T}_n g \uparrow g$. Then

$$\begin{aligned} |(f \bar{*} (g - \mathbf{T}_n g))(x)| &= \int_{\Omega} f(x-y)(g - \mathbf{T}_n g)(y) dy \\ &\leq \int_{\Omega} \|f\|_{\infty}^{\Omega} (g - \mathbf{T}_n g)(y) dy = x_{\max} \|f\|_{\infty}^{\Omega} \int_{\Omega} (g - \mathbf{T}_n g)(y) dy \quad . \end{aligned}$$

This of course also holds when we have an additional weight function η in the product, which we will denote by $\bar{*}_{\eta}$. Assume now we want to have the error ratio below some fixed $R_{\max} > 0$. Then one can estimate

$$\begin{aligned} \frac{(f \bar{*}_{\eta} (g - \mathbf{T}_n g))(x)}{(f \bar{*}_{\eta} g)(x)} &\leq \frac{x_{\max} \|f\|_{\infty}^{\Omega} \int_{\Omega} \eta(y)(g - \mathbf{T}_n g)(y) dy}{x_{\max} \|f\|_{\infty}^{\Omega} \int_{\Omega} \eta(y)g(y) dy} \\ &= 1 - \frac{\int_{\Omega} \eta(y)(\mathbf{T}_n g)(y) dy}{\int_{\Omega} \eta(y)g(y) dy} = 1 - \frac{\|\eta(\mathbf{T}_n g)\|_1^{\Omega}}{\|\eta g\|_1^{\Omega}} \stackrel{!}{\leq} R_{\max} \end{aligned}$$

or

$$\|\eta(\mathbf{T}_n g)\|_1^{\Omega} \stackrel{!}{\geq} (1 - R_{\max}) \|\eta g\|_1^{\Omega} \quad . \quad (5)$$

For the numerical algorithm, this is basically what one uses to determine how many *Taylor* terms have to be kept to satisfy the inequality. This integration can be performed very fast numerically, since the integrand is sufficiently regular and the integration region compact.

Since this result does not depend on f —which is one of the reasons why the error is exaggerated gravely, more of this later—we can inductively determine how many terms we have to keep: in the most naïve way possible, for m functions, we remain below the error bound R_{\max} if each convolution separately satisfies the error bound $\frac{R_{\max}}{m-1}$.

Just to get the order of the complexity class right, let us consider our special case

$$\eta(x) = e^{-\frac{a+b}{4ab}x} \quad \text{and} \quad g(x) = I_{\frac{r}{2}-\frac{1}{2}}\left(\frac{b-a}{4ab}x\right) \quad \text{for} \quad a, b \in \mathbb{R}_{>0} \quad .$$

Then

$$\|\eta(\mathbf{T}_n g)\|_1^\Omega \geq \|\eta\|_1^\Omega \|T_n g\|_\infty^\Omega$$

using *Hölder's inequality*, and applying the same to the right hand side of equation 5, we obtain the relation

$$\|\mathbf{T}_n g\|_\infty^\Omega \stackrel{!}{\geq} (1 - R_{\max}) \|g\|_\infty^\Omega \quad .$$

Since I_ν is monotoneously increasing, this is equivalent to

$$(\mathbf{T}_n g)(x_{\max}) \geq (1 - R_{\max}) g(x_{\max})$$

or

$$(\mathbf{R}_n g)(x_{\max}) \leq R_{\max} g(x_{\max}) \quad .$$

Let now $y := \frac{b_i - a_i}{4a_i b_i} x_{\max}$. Using the uniform estimate from theorem 1,

$$\frac{y^{n+1}}{(n+1)!} I_{\frac{r}{2} - \frac{1}{2}}^{(n+1)}(y) \stackrel{!}{\leq} R_{\max} I_{\frac{r}{2} - \frac{1}{2}}(y) \quad .$$

For $r = 1$, e.g. if all our random variables are χ_1^2 -distributed, we know that $I_0^{(n)}(x) < I_0(x) \forall x \geq 0$. We need

$$\frac{x^n}{n!} \leq e^{-r} \quad \Leftrightarrow \quad \log\left(\frac{x^2}{n}\right) \leq -\frac{r}{n} \quad \Leftrightarrow \quad n \geq r W^{-1}\left(\frac{r}{x^2}\right) \quad ,$$

where, in the second step, the inequality $n! \geq n^{\frac{n}{2}}$ is used. For large n , it could be replaced by $n! \geq n^{rn}$ for some $r = r_n \in [\frac{1}{2}, 1)$. W is the *Lambert W* function. With this result, we finally require

$$\frac{y^{n+1}}{(n+1)!} \stackrel{!}{\leq} R_{\max} =: e^{-r_{\max}} \quad \text{or roughly} \quad n \in O(r_{\max} y_{\max}^2) \quad .$$

Note that these final estimates tremendously overestimate the error and should not be used to actually determine the number of terms that have to be kept. Equation 5 gives a far more reliable result.

Combining this with our results from examining the convolution algebra, lemma 3, we can finally prove our second main result.

Proof of theorem 2. Consider the i th convolution. A straightforward algorithm has to convolve $N_1 \cdot i$ terms with $N_2 \cdot 1$ terms. Using the notation from above, an upper bound surely is $N_1 = N_2 \in O\left(\left|\log\left(\frac{R_{\max}}{n-1}\right)\right| \bar{y}^2\right) \equiv O((\log(n) - \log(R_{\max}))\bar{y})$, thus—in a straightforward implementation—we will have to convolve the terms pairwise, i.e. $i ((\log(n) - \log(R_{\max}))\bar{y}^2)^2$

times. Summing all steps up, one concludes that the number of terms that have to be convolved are

$$\begin{aligned}
& O\left(\sum_{i=1}^{n-1} i \left((\log(n) - \log(R_{\max}))\bar{y}^2\right)^2\right) \\
&= O\left((\log(n) - \log(R_{\max}))\bar{y}^4 \cdot \frac{1}{2}n(n-1)\right) \\
&= O\left(\frac{n^2 \log(n)}{\log(R_{\max})}\bar{y}^4\right) \quad . \quad \square
\end{aligned}$$

This of course neglects implementation details—I assume for example that the integration estimate equation 5 is constant for all terms. The convolution itself can be done by multiplying matrices and then sorting vectors, which is more likely to be in $O(n \log n)$, but this would only introduce a minor change in our end result.

Moreover, one finds that for our application (see section 5), the overall growth is rather linear in n , so it remains an open question to obtain a better estimate on the complexity of the algorithm and to generalize the result to arbitrary r .

3.3. A Better Error Estimate

Just as a side note and to prove that it is rather simple to optimize this algorithm further, note the following

Remark 4. Let $\Omega \subset \mathbb{R}$ be a closed interval, $f \in \mathcal{C}^\infty(\Omega) : f^{(k)}(x) \geq 0 \ \forall x \in \Omega$ and $m \geq n \in \mathbb{N}_0$ arbitrary. Then

$$(\mathbf{R}_n f)(x) \leq ((\mathbf{T}_m - \mathbf{T}_n)f)(x) + M_m \quad \forall x \in \Omega \quad ,$$

where $(\mathbf{R}_m f)(x) \leq M_m \ \forall x \in \Omega$.

This obvious application of the *Lagrange* remainder formula can be used to reduce the expansion order for the error bound. We thus save ourselves almost *half* of the work, namely the expansion of the estimate polynomial. I have found this improvement to be significant.

4. Numerical Analysis

We now turn to a numerical analysis of our proposed technique, theorem 1. The implementation is quite straightforward and done using MATHEMATICA. As already mentioned, equation 5 is used to decide how many *Taylor* terms to keep in each step, i.e. the m_i are determined this way. The actual convolution can be implemented very efficiently as a simple algebraic method, since we never leave our $\bar{*}$ algebra.

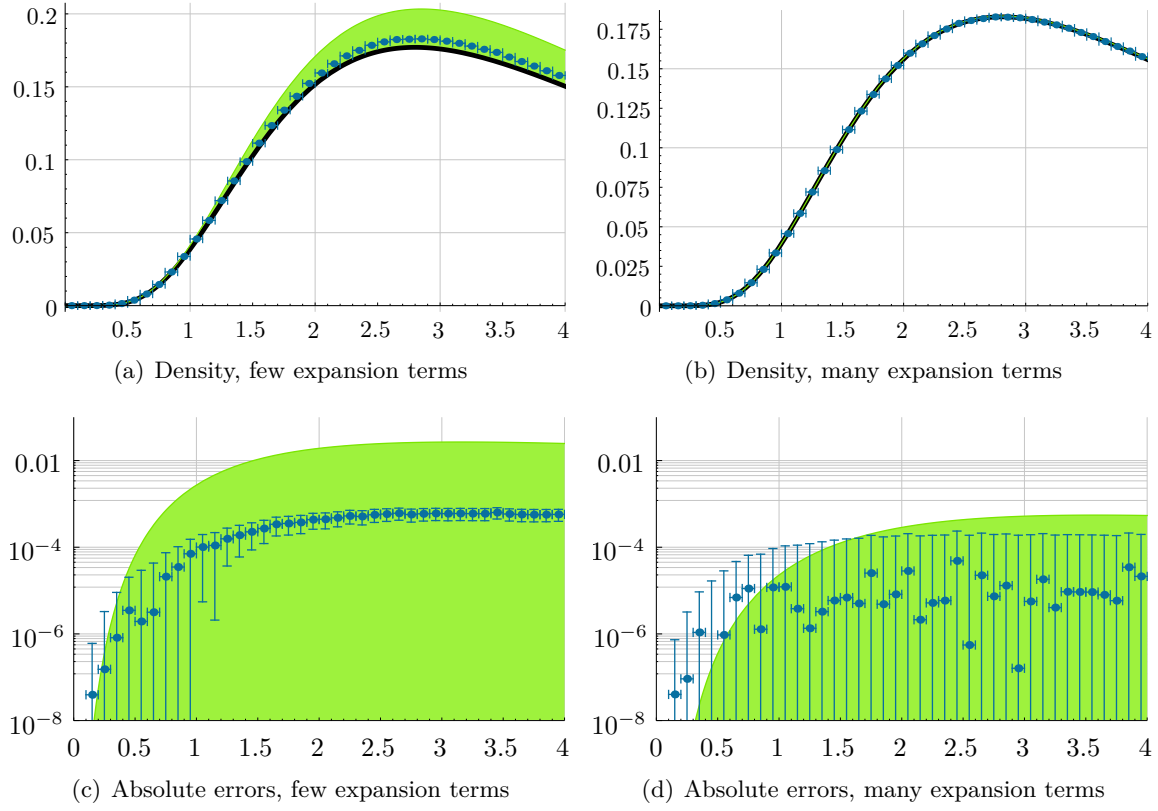


Figure 1: The distribution for 20 χ^2 random variables. Figure (a) shows the density compared to an empirical histogram distribution. Figure (c) shows the absolute predicted error vs. the true error, compared to the histogram distribution. (b) and (d) is are the same, with more expansion terms. Note that the uncertainty in the histogram distribution is—due to computational restrictions—huge.

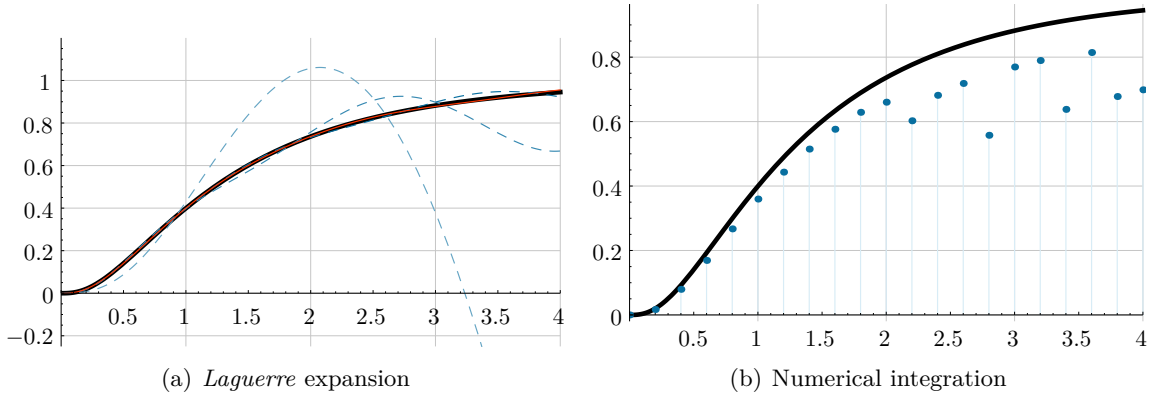


Figure 2: The cumulative distribution for 6 χ^2 random variables. Figure (a) shows an expansion in Laguerre polynomials as proposed by [9], with 1, 6, 11 (blue, dashed) and 16 (orange, overlays thick black line) expansion terms. Figure (b) shows a numerical integration proposed by [2]. The black line is my method, which is exact at the shown resolution.

4.1. Comparisons with other Methods

One way of checking our results quantitatively is comparing them to *Monte Carlo* simulations, namely building a histogram distribution from a table of drawn values. This will only work in the regime with a lot of mass in the distributions, the tails will not receive enough data points to be quantitatively correct.

In figure 1, you can see the density for $n = 20$, where the weights were taken from equation 7. Depending on the threshold that is taken for the error bound, equation 5, the expansion comes arbitrarily close to the empirical distribution. Note that the error bound shrinks accordingly and—as expected—we only have an error in the positive y direction. Also observe that our error bound still vastly overestimates the true error.

In figure 2, my method is compared to two more recently published techniques, where the six weights are again taken from equation 7. The series expansion (a) can be made quite accurate (although the error bound—not shown—is very bad and suggests we expand to much higher order), at the cost of exponentially growing computation time. For more than 10 terms, it seems impossible to expand to high enough order in any sensible time.

On the other hand, the numerical integration—performed with MATHEMATICA’s adaptive quasi *Monte Carlo* method with about 10^5 integrand evaluations—suffers from severe convergence problems.

Just as a comparison: The *Laguerre* expansion takes about 10 seconds for 16 terms, the numerical integration about 250 seconds (for all the values shown—for a single value it is about 10 seconds), whereas my method needs about 0.2 seconds. While not representative, this should give a rough idea of what to expect; they were all run on one i7-2670QM core.

While it is true that implementing the *Laquerre* expansion or the numerical integration in C could be orders of magnitudes faster, mind that our method is executed by MATHEMATICA, too.

5. Counting String Vacua

5.1. Background and Motivation

String theory admits some 10^{500} vacuum solutions—for an interesting digression, see [14]. They emerge from the parameter space describing the internal compact manifold, which string theory requires in addition to our $3+1$ dimensional spacetime. This parameter space is called the *moduli space of supersymmetric vacua*. At low energies, these moduli appear as massless scalar fields with their own equations of motion and potential.

The question of how many of those configurations correspond to physically stable solutions is an active field of research. One vacuum configuration—a *deSitter* spacetime—is particularly physically motivated, since it agrees with the recent discovery of an accelerated expanding universe.

Following the work of [3], in the study of $\mathcal{N} = 1$ supergravities, it was shown that the fraction of metastable *deSitter* vacua shrinks exponentially with the number of scalar fields $N \gg 1$. By constructing a random matrix model for the Hessian matrix \mathbf{H} of the scalar potential and calculating its eigenvalue spectrum, local minima can be found.

The suggested functional dependence for N fields for the probability of the smallest eigenvalue fluctuating to a positive value—which renders \mathbf{H} positive definite—was

$$P_N \propto \exp(-cN^p) \quad \text{where } c, p > 0 \quad . \quad (6)$$

The Hessian matrix can be block-diagonalized to $\mathbf{H} = \text{diag}(m_-, m_+)$, where m_{\pm} denotes a mass matrix. An important result is the explicit expression for the smallest eigenvalue of the mass matrix,

$$m_{\pm}^2 = F^2 \mathcal{T}_{\pm} - F^2 \mathcal{S} \quad .$$

\mathcal{T}_{\pm} and \mathcal{S} are given by

$$\begin{aligned} \mathcal{T}_{\pm} &= \frac{2}{3}\omega^2 + K_{11}^e K_{\bar{1}\bar{1}e} - K_{1\bar{1}1\bar{1}} \pm \left| U_{111} F^{-1} e^{-\theta_F} - \frac{2}{3}\omega^2 e^{2i(\theta_F - \theta_W)} \right| \quad , \\ \mathcal{S} &= \sum_{b'=2}^N \frac{|U_{11b'}|^2}{\lambda_{b'}^2} \end{aligned}$$

where

$$\omega = \frac{\sqrt{3}}{F}|W| \quad \text{and} \quad F \propto \frac{1}{\sqrt{N}} \quad .$$

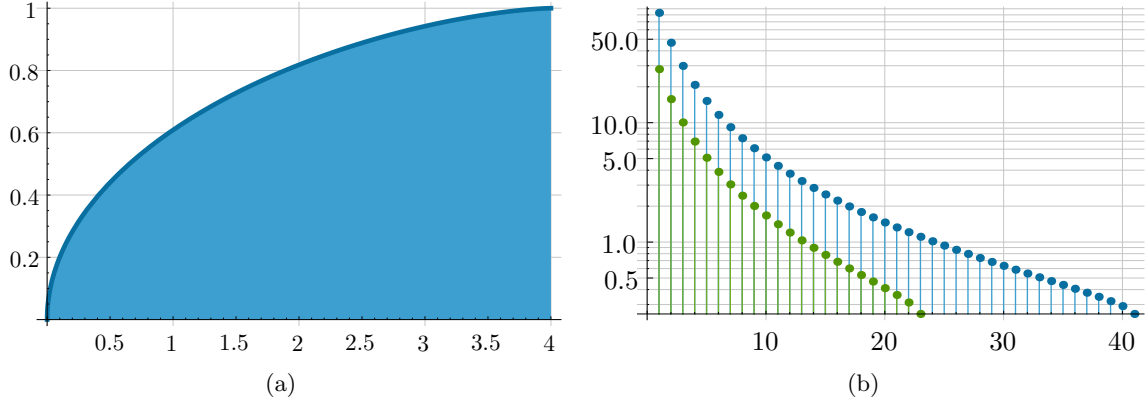


Figure 3: (a) The *Marčenko-Pastur* law. (b) Weights for $N = 24$ and $N = 42$, as determined by equation 8.

Here, K denotes the Kähler potential and W the superpotential, which are taken to be random functions. U and F are derivatives of W . As shown, the statistical properties of \mathcal{T}_{\pm} can be neglected for large N and replaced by its expectation value, so $\mathcal{T}_{-} \approx 1$. The last term thus gives the leading contribution to the fluctuation probability, i.e. $\mathbb{P}(\mathcal{S} \leq 1)$. The $U_{11b'}$ are $N - 1$ independent and identically normally distributed random variables $\sim \mathcal{N}(0, 1)$, while the denominators $\lambda_{b'}^2$ are determined by the *Marčenko-Pastur* law

$$f_{\text{MP}}(\lambda) = \frac{1}{2\pi\lambda N\sigma^2} \sqrt{\lambda(4N\sigma^2 - \lambda)} \quad \text{where} \quad \sigma = \frac{1}{\sqrt{N}} \quad . \quad (7)$$

It can be justified to take the weights $\lambda_{b'}^{-2}$ such that

$$\lambda_{b'}^2 = \langle \lambda_{b'}^2 \rangle \quad : \quad \int_0^{\langle \lambda_{b'}^2 \rangle} f_{\text{MP}}(\lambda) d\lambda = \frac{b'}{N} \quad . \quad (8)$$

This corresponds to numerically inverting the function f_{MP} on the range $(0, 4)$, which is well defined (unfortunately, this cannot be done analytically). f_{MP} and the weights for specific N can be seen in figure 3.

In order to calculate the fluctuation probability $\mathbb{P}(\mathcal{S} \leq 1)$, we need to know the distribution of \mathcal{S} , which is a linear combination of iid χ_1^2 random variables. In [3], a three moment fit ([4]) is used to approximate the distribution with a single χ_p^2 variable—the quality of which we will discuss later. By then fitting the N -dependence to equation 6, the parameters obtained were

$$p = 1.28 \pm 0.10 \quad \text{and} \quad c = 0.29 \pm 0.06 \quad .$$

In contrast, by simulating the full mass matrix numerically, the values

$$p \approx 0.24 \quad \text{and} \quad c \approx 23$$

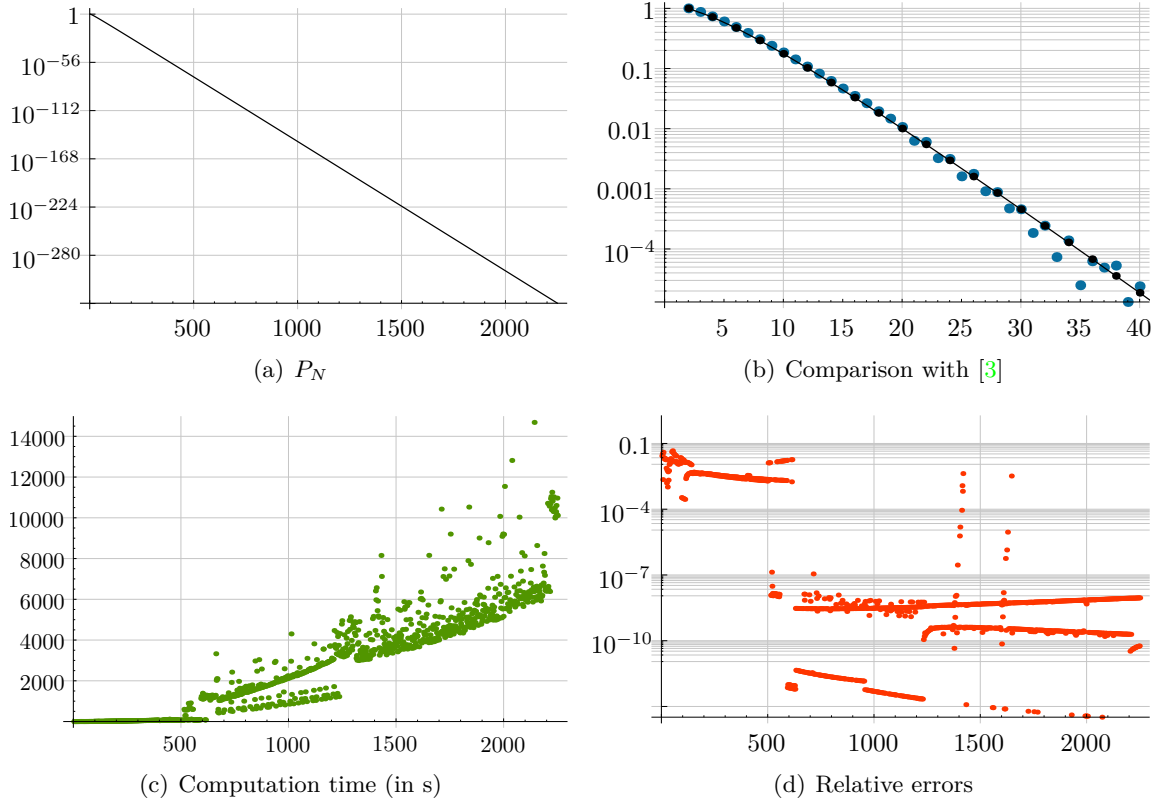


Figure 4: Figure (a) shows the N dependence of P_N . Figure (b) shows that the result is coherent with the simulation of the mass matrix, as done by [3]. Figure (c) shows the computation time needed to calculate the values and (d) the relative errors, as determined by the algorithm.

were computed. The difference is significant.

5.2. Simulation

Let us return to the issue of finding the N dependence of the fluctuation probability of the mass matrix in our $4d$ random supergravity. We want to calculate

$$P_N := \mathbb{P} \left(F^2 \sum_{b'=2}^N \frac{|U_{11b'}|^2}{\langle \lambda_{b'}^2 \rangle} \leq 1 \right) =: \mathbb{P} \left(\sum_{i=2}^N a_i X_i \leq 1 \right) =: \mathbb{P}(Y_N \leq 1) \quad , \quad (9)$$

where $X_i \sim \chi^2(1)$ and $a_i := (N \langle \lambda_{b'}^2 \rangle)^{-1}$.

Using the method discussed in section 2, we calculate the pdf f_{Y_N} for N from 2 to 2250 and integrate it over $(0, 1)$, which gives P_N . All the while the simulation keeps track of the relative error and ensures that it stays below 0.05. The results can be seen in figure 4.

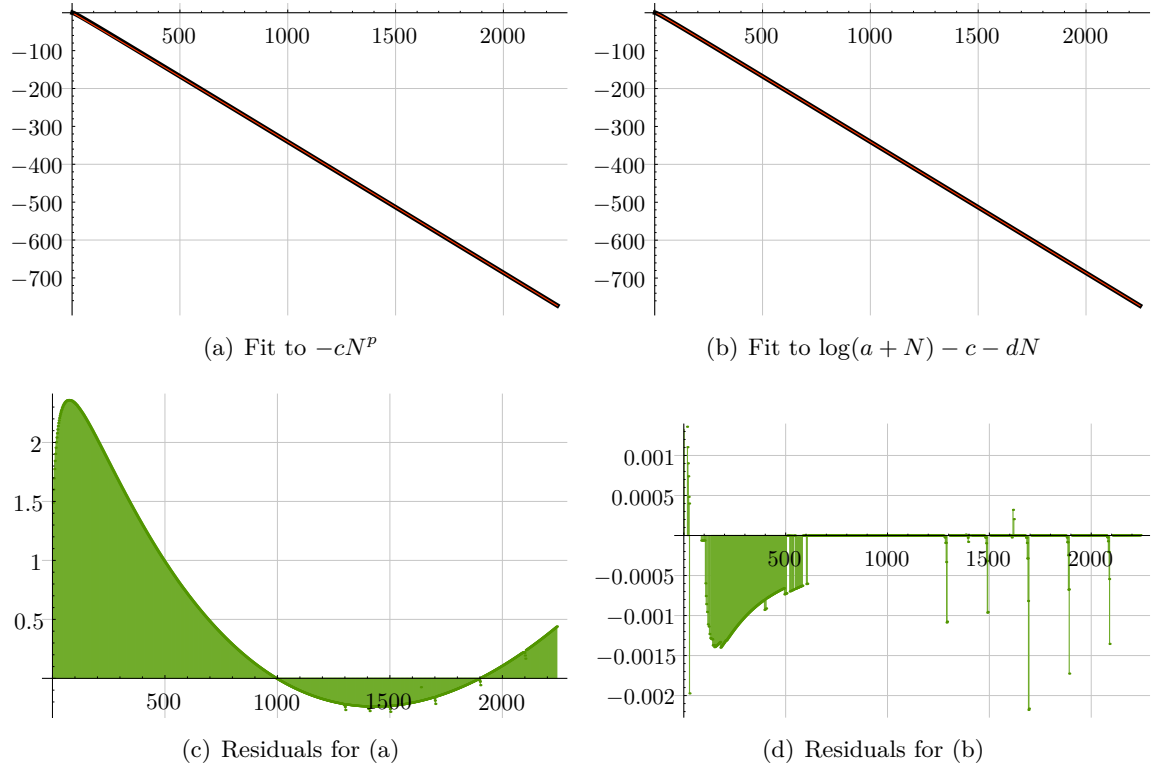


Figure 5: Figure (a) and (b) show plots of fits (orange) to our data (blue) for both proposed models. Figure (c) and (d) show the corresponding residuals.

The first 400 values were calculated on a single i7-2670QM, while the rest were computed on a small cluster with slower individual CPUs (i7-860) and varying load balance, which is where the big amount of noise for the computation time and the relative errors originates.

The simulation agrees very well with the numerical simulations of the mass matrix, as can be seen in the low N regime figure 4(b). For larger N , figure 4(a), the overall shape then follows more and more that of a simple exponential, i.e. $\propto e^{-cN}$ for some c .

5.3. Data Analysis

Indeed, by fitting the suggested functional dependence e^{-cN^p} , the residuals show a strong characteristic shape, see figure 5. While the overall shape matches pretty well, another function,

$$e^{\log(a+N)-c-dN} \equiv (a+N)e^{-c-dN} \quad , \quad (10)$$

matches the shape a lot better, as can be seen by looking at the corresponding residuals. While figure 5(d) still shows a correlation for the residuals, they are now of the same order

(a) Parameters for $-cN^p$			(b) Parameters for $\log(a + N) - c - dN$		
	Estimate	Standard Error		Estimate	Standard Error
c	0.31395	0.00011	a	1.88	0.06
p	1.01171	0.00005	c	0.75652	0.00011
			d	0.34657360	$4 \cdot 10^{-8}$

Table 1: Fit parameters for both proposed models.

as the proposed error, figure 4(d). This means that this model is correct, within the given precision.

The fit parameters and standard deviations for both models can be found in table 1.

This is the major result of my application. In brief, it means that the probability of finding a metastable *deSitter* vacuum follows the asymptotic form

$$P_N \sim N e^{-0.34657360 \pm 4 \cdot 10^{-8} N} \quad .$$

6. Conclusions and Future Work

The first main result is the analytic expression for the density of a sum of Γ random variables (lemma 1). With this expression as a building block, I have derived an efficient algorithm (lemma 2) for the calculation of a linear combination of an even number of χ_r^2 random variables, which, in the case $r = 1$, is proven to be computationally efficient.

It remains an open question to refine and extend lemma 3 to arbitrary degrees of freedom. Nonetheless, I am confident that the algorithm will stay polynomial in n .

With these methods, a reliable estimate for the probability of a metastable deSitter vacuum in a $\mathcal{N} = 1$ 4d supergravity has been shown to be of the asymptotic form $N e^{-0.35N}$, where N denotes the number of scalar fields in the theory. As discussed, this last result gives a much weaker bound than the one suggested by [3] or [15].

This result is significant. One important implication for the existence of flux vacua is the following. If we assume that there are $M \in \mathcal{O}(10^{500})$ local extrema, of which $M_+ \ll M$ are metastable *deSitter* vacua, we can conclude that

$$\log(a + N) - c - dN \sim \log N - dN \sim \log \left(\frac{M_+}{M} \right) \quad .$$

Consequently, this description of a 4d random supergravity is plausible—i.e. $M_+ > 1$, which means that there is at least one metastable vacuum—if $-500 \log 10 \lesssim \log N - dN$ or $N \lesssim 3300$.

Acknowledgement

I am grateful to Liam McAllister for helpful discussions and for pointing out this project to me. I would also like to thank David Marsh and Timm Wrase for their simulation data and for reviewing my ideas.

A. More Exact Formulae for χ^2 Random Variables

There are a few more analytic expressions for the pdf f of a sum of χ^2 random variables.

Remark 5. Let $X, Y, Z \sim \chi_1^2$ iid random variables and $a, b \in \mathbb{R}_{>0}$. Then

$$\begin{aligned} f_{aX+aY+bZ}(x) &= \theta(x) \sqrt{\frac{1}{\pi a^2 b}} \sqrt{\frac{b-a}{ab}} e^{-\frac{x}{2b}} F\left(\sqrt{\frac{b-a}{2ab}} x\right) \\ &\equiv \theta(x) \sqrt{\frac{1}{4a^2 b}} \sqrt{\frac{b-a}{ab}} e^{-\frac{x}{2a}} \operatorname{erfi}\left(\sqrt{\frac{b-a}{2ab}} x\right) \quad , \end{aligned}$$

where F is the Dawson integral and erfi the imaginary error function.

Remark 6. Let $X, Y, Z, W \sim \chi_1^2$ iid random variables and $a, b \in \mathbb{R}_{>0}$. Then

$$f_{aX+aY+aZ+bW}(x) = \theta(x) \frac{1}{4} \frac{1}{\sqrt{a^3 b}} e^{-\frac{a+b}{4ab}x} \left(I_0\left(\frac{a-b}{4ab}x\right) + I_1\left(\frac{a-b}{4ab}x\right) \right) \quad .$$

B. Literature

- [1] Mathai, A.: *Storage capacity of a dam with gamma type inputs*. Annals of the Institute of Statistical Mathematics, 34:591–597, 1982, ISSN 0020-3157.
- [2] Akkouchi, Mohamed: *On the convolution of gamma distributions*. Soochow J. Math., 31(2):205–211, April 2005.
- [3] Marsh, David, Liam McAllister, and Timm Wrase: *The Wasteland of Random Supergravities*. J. High Energy Phys., 1203:102, 2012.
- [4] Solomon, Herbert and Michael A. Stephens: *Distribution of a sum of weighted chi-square variables*. J. Amer. Statist. Assoc., 72(360):pp. 881–885, 1977.
- [5] Bruce G. Lindsay, Ramani S. Pilla and Prasanta Basak: *Moment-based approximations of distributions using mixtures: Theory and applications*. Ann. Inst. Statist. Math., 52(2):pp. 215–230, 2000.
- [6] Moschopoulos, P.: *The distribution of the sum of independent gamma random variables*. Ann. Inst. Statist. Math., 37:541–544, 1985.

- [7] Moschopoulos, P.: *The distribution function of a linear combination of chi-squares*. Computers and Mathematics with Applications, 10(4-5):383 – 386, 1984.
- [8] Akkouchi, Mohamed: *On the convolution of exponential distributions*. J. Chungcheong Math. Soc., 21(4):501–510, December 2008.
- [9] Castaño-Martínez, Antonia and Fernando López-Blázquez: *Distribution of a sum of weighted noncentral chi-square variables*. TEST, 14:397–415, 2005.
- [10] Fleiss, Joseph L.: *On the distribution of a linear combination of independent chi squares*. J. Amer. Statist. Assoc., 66(333):pp. 142–144, 1971.
- [11] Davies, Robert B.: *The distribution of a linear combination of chi-squared random variables*. J. Appl. Stat., 29:323–333, 1980.
- [12] Stein, Elias M. and Guido Weiss: *Introduction to Fourier Analysis on Euclidean Spaces*. Princeton University Press, 1971.
- [13] Wolfram Web Resources: *Kummer confluent hypergeometric function, specialized values*, 2012. <http://functions.wolfram.com/07.20.03.0024.01>.
- [14] Susskind, Leonard: *The Anthropic landscape of string theory*. 2003.
- [15] Chen, Xingang, Gary Shiu, Yoske Sumitomo, and S.H. Henry Tye: *A Global View on The Search for de-Sitter Vacua in (type IIA) String Theory*. J. High Energy Phys., 1204:026, 2012.