

# Probabilistic interconnection between interdependent networks promotes cooperation in the public goods game

B Wang<sup>1</sup>, X Chen<sup>2</sup> and L Wang<sup>3</sup>

<sup>1</sup> Center for Complex Systems - Xidian University, Xi'an 710071, China

<sup>2</sup> Evolution and Ecology Program, International Institute for Applied Systems Analysis (IIASA), Schlossplatz 1, A-2361 Laxenburg, Austria

<sup>3</sup> Center for Systems and Control, State Key Laboratory for Turbulence and Complex Systems - Peking University, Beijing 100871, China

E-mail: wangbaokui660@gmail.com, chenx@iiasa.ac.at and longwang@pku.edu.cn

**Abstract.** Most previous works study the evolution of cooperation in a structured population by commonly employing an isolated single network. However, realistic networks are composed of many interdependent ones coupled with each other, rather than the isolated single network. In this paper, we consider a network including two interdependent networks  $A$  and  $B$ , which have the same size, and each node in network  $A$  probabilistically connects the corresponding node in network  $B$ . We introduce the public goods game into such network, and study how the probabilistic interconnection influences the evolution of cooperation. Simulation results show that there exists an intermediate region of interconnection probability leading to the maximum cooperation level in the whole network. Interestingly, we find that at the optimal interconnection probability the fraction of interconnections between cooperators in networks  $A$  and  $B$  is maximal. Also, even if initially there are no cooperators in one interdependent network, cooperation can still be promoted by probabilistic interconnection, and the cooperation levels in networks  $A$  and  $B$  can more easily reach agreement at an intermediate interconnection probability. Our results may be helpful in understanding the cooperative behavior in some realistic interdependent networks and thus highlight the importance of probabilistic interconnection on the evolution of cooperation.

PACS numbers: 87.23.Ge, 87.23.Kg, 89.75.Fb

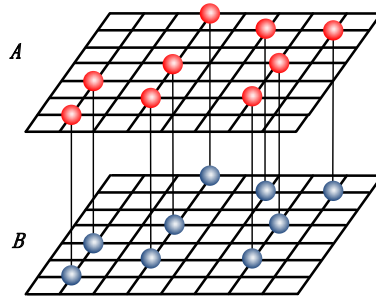
## 1. Introduction

The emergence of cooperation among selfish individuals in real world is still a challenging problem in social and biological systems [1]. Evolutionary game theory has provided a uniform framework to improve our understanding of the emergence and sustenance of cooperation among unrelated individuals [2]. The public goods game (PGG), as one of the most famous paradigms, is often used for discussing the conflict between individuals and common interests [3].

In a typical PGG, cooperators (C) contribute an amount  $c$  to the public good and defectors (D) do not contribute. The total contribution is multiplied by an enhancement factor  $r$  ( $r > 1$ ) and then equally distributed by all the members in the group. Therefore, Ds obtain the same benefit of Cs with no cost, which confronts the individuals with the temptation to defect by taking advantage of the public good without contribution. Correspondingly, the Tragedy of the Commons is induced. In order to elucidate why cooperators thrive under the exploitation of defectors in PGG, many mechanisms have been proposed, such as voluntary participation [4, 5], social diversity [6, 7, 8, 9], punishment [10, 11, 12, 13], reward [14, 15], coordinated investments [16], the Matthew effect [17], and conditional strategies [18].

It is worth pointing out that all the previous works enumerated above are based on the limited case of an isolated single complex network, e.g., square lattice, regular ring, or scale-free network. However, empirical evidences show that real world networks are not isolated or disintegrated, but constructed by lots of interdependent networks, which influence one another directly or indirectly [19]. In other words, the real world in which we are living is a huge network of networks [20, 21, 22, 23, 24]. In social systems, because of the social attribute of human, the success of one individual not only depends on their local individuals in the same domain, but also depends on the individuals in other domains. For example, in order to achieve the all-round development, one individual may participate in various activities and invest in various domains such as education and health. These actions promote the development of the corresponding industries, as well as in turn affect the individual satisfaction and development. Thus, it is interesting to study the social dynamics on the realistic network constructed by at least two interdependent networks, and far less attention has been paid on the evolution of cooperation in this type of networks.

Moreover, we would like to distinguish the interdependent networks from community structure network and hierarchical network by network structure and social implication. From the network structure, in a community structure network, the connections are tight in communities but sparse between them [25, 26]. In a hierarchical network, small groups of nodes organize in a hierarchical manner into increasingly large groups, while maintaining a scale-free topology [27]. However, in interdependent networks, the interacting networks are connected by the interconnections, which are independent of the interacting networks and can be tight or sparse in different context. The probabilistic interconnection between interdependent networks determines the



**Figure 1.** Interdependent networks composed of networks  $A$  (denoted by red nodes) and  $B$  (denoted by blue nodes). Individuals are arranged on two square lattices of the same population size. Under the probabilistic interconnection, a fraction of nodes in network  $A$  are connected with the corresponding nodes in network  $B$ . Here, a node from one network can connect at most one node from the other network.

coupling effect between them [28]. From the social implication, the communities in a community structure network probably share common properties and play similar roles [29]. They can interact with the others to complete one overall functionality. While in a hierarchical network, the individual in the center of bigger cluster means being at higher level in the hierarchy [30]. However, the networks composing interdependent networks may have different properties or roles. These networks interact with each other, influence each other and complement each other [31]. Remarkably, recently Wang *et al* studied the impact of biased utility functions on interdependent networks which were connected by utility functions [32]. They showed that the benefits of enhanced public cooperation on the two interdependent networks are as biased as the utility functions. They emphasized that the positive effect of biased utility functions is due to the suppressed feedbacks of individual success, which leads to a spontaneous separation of characteristic time scales of the evolutionary process on the two interdependent networks. However, we would like to point out that interdependent networks in their work are only coupled by the utility functions, and indeed they may be also connected by probabilistic interconnection.

In this paper, we develop a simple model of two interdependent networks connected by probabilistic interconnections to study the evolution of cooperation on them and the coupling effects between them. For simplicity, we employ two identical spatial structures  $A$  and  $B$  of the same size. Moreover, we assume that each node in network  $A$  connects the corresponding node in network  $B$  with probability  $p$ , here the interconnection probability  $p$  controls the number of links between network  $A$  and network  $B$ . For  $p = 0$ , there are no interconnections between the two networks. In other words, networks  $A$  and  $B$  are totally separated. In the opposite limit, that is,  $p = 1$ , all the nodes in networks  $A$  and  $B$  are completely connected in order. For  $0 < p < 1$ , the actual number of interconnections between  $A$  and  $B$  is subject to a binomial distribution. We find that there exists an optimal intermediate region of the interconnection probability  $p$  maximizing the cooperation level in the whole network. Surprisingly, even if initially there are no cooperators in one interdependent network, by means of the coupling

effects, the cooperation level on both networks can more easily reach agreement at an intermediate interconnection probability.

## 2. Model

We investigate the evolutionary PGG on interdependent networks  $A$  and  $B$ , as shown in figure 1. In order to focus explicitly on the impact of the probabilistic interconnection and easily compare our results with previous works, the two interdependent networks we employed are both  $L \times L$  square lattices with periodic boundary conditions and von Neumann neighborhoods. They have the same population size,  $N_A = N_B$ . Each node in network  $A$  connects the corresponding node in network  $B$  with probability  $p$ . Meanwhile, we assume that a node from one network connects to no more than one node from the other network.

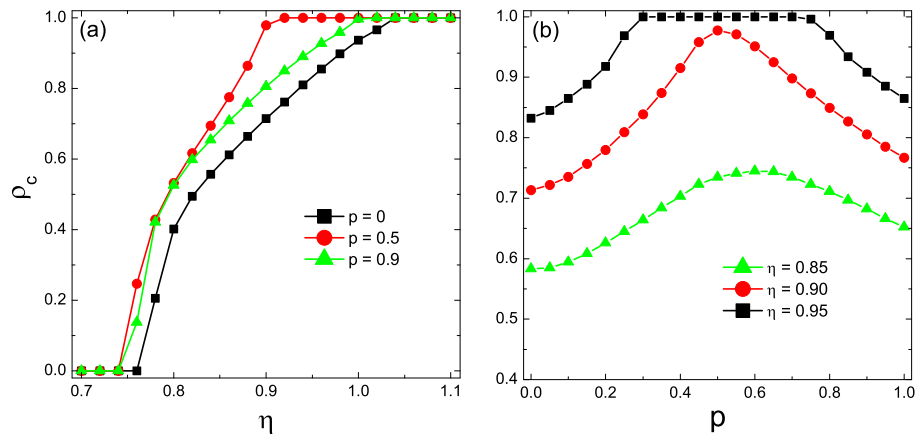
Initially, individuals in each network are designated either as a cooperator or a defector with equal probability. Depending on the local links between individuals and the probabilistic interconnections between interdependent networks, individuals on both networks not only engage in five local PGGs which are centered on himself and the nearest neighbors on the same network, may but also engage in one long-range PGG which is centered on the corresponding node on the other network. In addition, cooperators contribute  $c = 1$  to every PGG involved, and defectors contribute nothing. The total contribution is subsequently multiplied by the enhancement factor  $r$ , and then shared equally by all of the group members irrespective of their strategies. The results obtained below are from the renormalized PGG enhancement factor  $\eta = r/(M+1+p)$  [4, 7, 16, 33], where  $M = 4$  is the number of local nearest neighbors of focal individuals. The payoff of defectors engaging in one PGG is  $P_d = r \cdot n_c / (M+1+p) = \eta \cdot n_c$ , and the corresponding payoff of cooperators is then  $P_c = P_d - 1$ , where  $n_c$  is the number of cooperators in the group. After engaging in all the groups, player  $x$  is allowed to learn from a randomly selected neighbor  $y$  including the long-range one. To be specific, player  $x$  adopts the strategy of the random neighbor  $y$  with a probability determined by the difference of their payoffs

$$W_{(x \leftarrow y)} = \frac{1}{1 + \exp[(P_x - P_y)/\kappa]}, \quad (1)$$

where  $\kappa$  denotes the noise effect in the strategy adoption process [34]. Following previous study [35], we simply set  $\kappa = 0.5$  in this work, and mainly focus on the impact of probabilistic interconnection.

## 3. Simulation and analysis

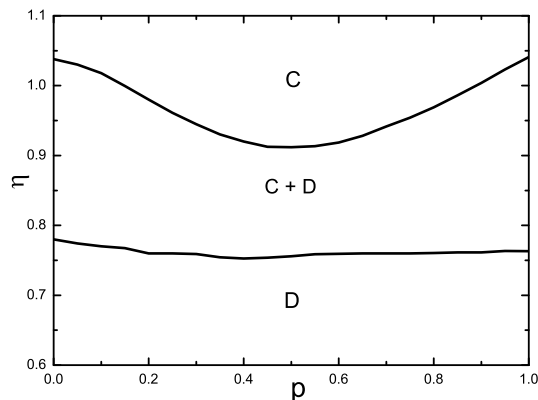
In the following, we show the simulation results carried out on the interdependent networks both of size  $100 \times 100$ . It is known that network size can strongly influence the dynamics of such system [36]. Thus, we have also used different larger system size in our study, e.g.,  $200 \times 200$ . The simulation indicates that our results are robust



**Figure 2.** Frequency of cooperators among interdependent networks as a function of normalized enhancement factor  $\eta$  with different values of  $p$  in (a) and as a function of interconnection probability  $p$  with different values of  $\eta$  in (b).

in larger systems. Initially, cooperators and defectors are randomly distributed on both interdependent networks with equal probability. We define that  $\rho_{ac}$  denotes the frequency of cooperators of network  $A$ , and  $\rho_{bc}$  the frequency of cooperators of network  $B$  correspondingly. Meanwhile, we define that  $\rho_c$  denotes the frequency of cooperators in the whole network. In our work, we adopt the synchronous Monte Carlo simulation procedure to update the strategies of players. Unless otherwise stated, all the simulation results shown below are required up to  $3 \times 10^4$  generations and then sampled by another  $10^3$  generations. The results are averaged over 30 realizations of different initial conditions.

We first plot the frequency of cooperators of the whole system as a function of the renormalized enhancement factor  $\eta$  for different values of  $p$  in figure 2(a). For  $p = 0.5$ , we find that the cooperation level is enhanced obviously on a large scale of  $\eta$  and the full cooperation state is achieved at  $\eta = 0.92$ . While  $p = 0$ , we note that the full cooperation state is achieved at  $\eta = 1.04$  which falls behind  $p = 0.5$ . For  $p = 0.9$ , at the same values of  $\eta$ , the cooperation level is higher than that of  $p = 0$  but lower than that of  $p = 0.5$  and the full cooperation state is achieved at  $\eta = 0.98$ . We note that, as shown in figure 2(a), the probabilistic interconnection between interdependent networks can significantly influence the evolution of cooperation of the whole system. In order to study the role of probabilistic interconnection in promoting cooperation intensively, we investigate the frequency of cooperation as a function of  $p$  for different  $\eta$  in figure 2(b). We observe that, for each fixed  $\eta$ , there exists an optimal intermediate region of  $p$  maximizing the cooperation level. The probabilistic interconnection promoting cooperation resembles an interesting resonancelike phenomenon reflected by the optimal cooperation level at the intermediate interconnection probability. Additionally, we find that, for each fixed  $\eta$ , the cooperation level of the whole system  $\rho_c$  at  $p = 1.0$  is larger than that at  $p = 0$ . In addition, we would like to point out that it is difficult to use theoretical analysis, e.g., pair-approximation method to investigate the cooperation level in this



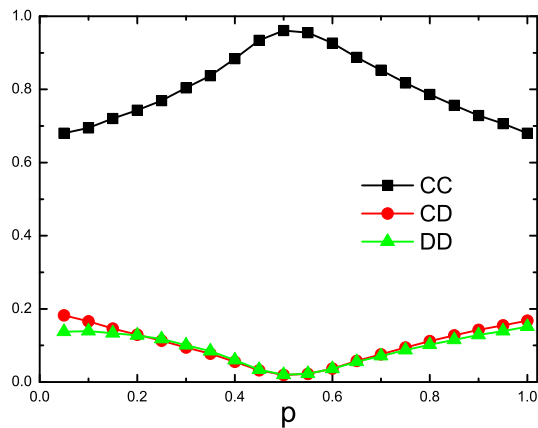
**Figure 3.** The complete  $p-\eta$  phase diagram for PGG on the interdependent networks. The upper (lower) boundary is the extinction thresholds of cooperators(defectors) correspondingly.

system. However, these simulation results presented in figure 2 clearly evidence that the introduction of probabilistic interconnection between two interdependent networks significantly influences the evolution of cooperation on both of them and there exists some intermediate values of  $p$  to maximize the cooperation level in the whole system.

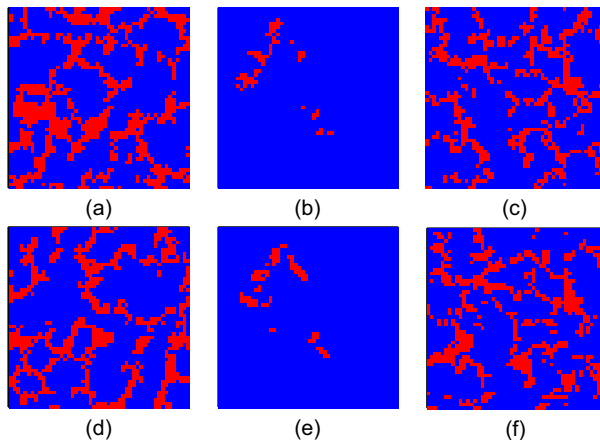
In figure 3, we draw the full  $p-\eta$  phase diagram for the evolution of cooperation on the interdependent networks. It is worth noting that, for each value of  $p$ , there exists a lower critical value and an upper critical value for  $\eta$  respectively. Below the lower critical value, defectors dominate the whole population; while above the upper critical value, cooperators dominate the whole population. We observe that for intermediate  $p$ , both the upper and lower boundaries attain their minimum values, where the coupling effect between interdependent networks is the strongest. Clearly, the upper critical value of  $\eta$  first monotonously decreases until reaching the minimal value at about  $p = 0.5$ , then increases with increasing  $p$ . This result further indicates that the impact of the effective interaction topology induced by the probabilistic interconnection reaches the strongest at intermediate  $p$ .

In order to intensively investigate this coupling interconnections between interdependent networks, we calculate the fractions of three types of links  $CC$ ,  $CD$  and  $DD$  at equilibrium for different  $p$  in figure 4. Interestingly, we find that the frequency of  $CC$  links between interdependent networks for  $\eta = 0.9$  is pretty similar with the frequency of cooperators in the whole system shown in figure 2(b) for corresponding  $\eta$ . This phenomenon indicates that the coupling effect due to the interconnections between interdependent networks fundamentally influences the cooperation level in the whole system. To describe the strategy relationship between interdependent networks, especially to quantitatively describe the assortment of  $CC$  links between interdependent networks, we employ the correlation coefficient between individuals [37]

$$r_c = \frac{E(S_i S_j) - E(S_i)E(S_j)}{\sqrt{E(S_i^2) - E(S_i)^2} \sqrt{E(S_j^2) - E(S_j)^2}}, \quad (2)$$



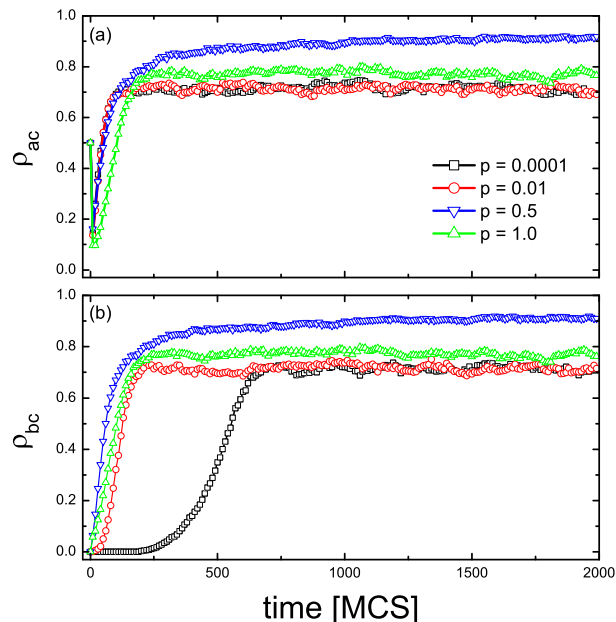
**Figure 4.** Frequencies of three different types of interconnections,  $CC$ ,  $CD$  and  $DD$ , between interdependent networks for  $\eta = 0.9$ .



**Figure 5.** Snapshots of the typical distributions of cooperators (blue) and defectors (red) on network  $A$  (a-c) and network  $B$  (d-f) obtained by  $\eta = 0.9$  and different values of  $p$ . These snapshots are a  $50 \times 50$  portion of the full  $100 \times 100$  lattices. (a)  $p = 0$  ( $\rho_{ac} = 0.7024$ ), (b)  $p = 0.5$  ( $\rho_{ac} = 0.9744$ ), (c)  $p = 1.0$  ( $\rho_{ac} = 0.768$ ), (d)  $p = 0$  ( $\rho_{bc} = 0.736$ ), (e)  $p = 0.5$  ( $\rho_{bc} = 0.9704$ ) and (f)  $p = 1.0$  ( $\rho_{bc} = 0.7648$ ).

where  $S_i$  and  $S_j$  are the strategies of a random pair of connected individuals  $i$  and  $j$ . If  $i$  is a  $C$ ,  $S_i = 1$ . Otherwise,  $S_i = 0$ .  $E(\cdot)$  is the expected value of corresponding strategy. In an infinite system, we approximately consider a simplified correlation coefficient  $r_c = (\rho_{CC} - \rho_c^2)/(\rho_c - \rho_c^2)$ , where  $\rho_{CC}$  is the fraction of  $CC$  links between interdependent networks. We calculate that  $r_c > 0$  for different  $\eta$ , when  $0 < \rho_c < 1$ . It means that there exists strong positive strategy relationship between interdependent networks. Thus, these interconnections which fundamentally determine the evolution of cooperation in spatial public goods game strengthen the coupling effects between interdependent networks.

To understand this coupling effect intuitively, in the following we present some snapshots of the numerical simulation results of both networks  $A$  and  $B$  at stationary state for fixed  $\eta = 0.9$  and three different values of  $p$ , as shown in figure 5. It can be



**Figure 6.** Simultaneous time evolution of cooperation level on networks  $A$  ( $\rho_{ac}$ ) and  $B$  ( $\rho_{bc}$ ) for  $\eta = 0.9$ . Initially, cooperators and defectors are randomly distributed on network  $A$  with equal probability, but the individuals on network  $B$  are all defectors.

observed that, for intermediate  $p = 0.5$ , cooperators can dominate defectors in networks  $A$  and  $B$ , respectively. Whereas for small  $p = 0$  or large  $p = 1.0$ , cooperators can only coexist with defectors in the long run. These snapshots demonstrate that, at intermediate  $p$ , the cooperation level in networks  $A$  and  $B$  is respectively higher than ones for other values of  $p$ , thus the fraction of cooperators in the whole population is highest at these intermediate  $p$  values. Moreover, for different values of  $p$ , the cooperation level in network  $A$  is similar to that in network  $B$ . And similar spatial patterns simultaneously display in networks  $A$  and  $B$  especially for intermediate  $p$ , which show that the strong coupling effects exhibit between these two interdependent networks.

Finally, to further explore the coupling effects between networks  $A$  and  $B$  on the evolution of cooperation, in figure 6 we study the time evolution of fraction of cooperators in networks  $A$  and  $B$  respectively by assuming that two different initial conditions for networks  $A$  and  $B$ . Initially, cooperators and defectors are randomly distributed on network  $A$ , while only defectors are distributed on network  $B$ . In figure 6(a), we find that the cooperation level for different  $p$  first decreases sharply and then rapidly increases to the equilibrium state. The fraction of cooperators in network  $B$  monotonously increases with time for different values of  $p$ , even for very small  $p = 0.0001$ . Interestingly, for each value of  $p$ , the final fraction of cooperators in network  $B$  at equilibrium is similar to the value in network  $A$ . Remarkably, the fractions of cooperators in networks  $A$  and  $B$  can reach the similar level much faster for intermediate  $p = 0.5$ , and the final level is higher than the ones for other values of  $p$ . These results imply that the strongest coupling effect between the two interdependent networks



emerges at intermediate value of  $p$ , which promotes the emergence of cooperation in the whole system.

#### 4. Discussion and conclusion

Let us further discuss the differences between our model and some relevant previous works [30, 38, 39, 40, 41, 42, 43]. In ref. [38], Chen *et al* studied the evolutionary Prisoner's Dilemma game on a community network model which exhibits scale-free property. They showed that the cooperation level decreases with the increment of the average degree and reducing inter-community links can promote cooperation when keeping the total links unchanged. In ref. [39], Wang *et al* analytically studied the evolution of cooperation in multilevel public goods games with community structures. They demonstrated that cooperation and punishment are more abundant than defection in the case of sufficiently large community size and number with different imitation strength between communities. In ref. [30], Vukov and Szabó studied how the cooperation level is affected by the number of hierarchical levels and by the temptation to defect. They showed that the highest frequency of cooperation can be observed at the top level if the number of hierarchical levels is low, and for larger number of hierarchical levels, the highest cooperation level occurs in the middle layers. However, as we described above, these works are all based on the limit of an isolated single network with community or hierarchical structure which do not investigate the complex nature of the real world composed of interdependent networks. In our study, the interdependent networks are composed of two interacting networks. However, the interaction and learning style adopted in our work may fuel confusion about the interdependent networks and community structure network. In particular, the probabilistic interconnections build a bridge between the interdependent networks. They inspires individuals on different networks to interact with each other, influence each other and complement each other, thereby promoting the evolution of cooperation of the whole system and enhancing the coupling effects between interdependent networks. Even if we detach the interaction process and learning process in this model, because of the strong coupling effect between interdependent networks, these two processes can still influence the dynamics of the whole system ultimately.

Recently, Vilone *et al* studied the role of shot-cuts in promoting cooperation in a network whose topology interpolates between a ring and the complete graph by changing a single parameter  $p$  [40]. Fu *et al* showed that optimal cooperation level exists at some intermediate topological heterogeneity for different temptations to defect [41]. In our model, the introduction of probabilistic interconnection controlled by parameter  $p$  communicates one network to another. Unlike the previous works, these probabilistic interconnections significantly influence the dynamical behavior of the whole system by the coupling effects between them.

In ref. [42], Perc studied the effects of additive spatiotemporal random variations on evolutionary PDG and the results indicated a resonancelike behavior at an intermediate

disorder. In ref. [43], Ren *et al* found an optimal amount of randomness to induce the highest level of cooperation. Whereas in our model, there also resembles an interesting resonancelike phenomenon reflected by the optimal cooperation level at the intermediate interconnection probability. Introducing appropriate interconnections between interdependent networks can significantly influence the formation process of clusters which determines the evolution of cooperation of the whole system to a great extent. Remarkably, we note that, because of the strong strategy relationship between interdependent networks, the patterns of clusters in both networks are very similar even by the approximate locations of cooperators and defectors, which present an even richer resonancelike behavior. Thus, our study further complements the investigation about coupling effect between interdependent networks in the framework of evolutionary graph theory, and enriches the knowledge of evolutionary dynamics in the PGG.

In sum, we have studied the evolution of cooperation on two interdependent networks coupled by probabilistic interconnection. We have shown that the introduction of probabilistic interconnection provides a new way of understanding the emergence and maintenance of cooperation among selfish individuals in sizable groups. We find that there exists an optimal intermediate region of  $p$  maximizing the cooperation level in the whole system. Importantly, we clearly evidence that the introduction of probabilistic interconnection between interdependent networks strengthens the coupling effect between them. Therefore, the probabilistic interconnection between interdependent networks just like a bridge opening the way for the neighboring networks to interact with each other. By means of this simple model, we would like to reveal the internal mechanisms about how the evolution of cooperation thrives in the real world constructed by interdependent networks. Although this model is simple and does not include every kind of circumstances existing, we hope this beneficial attempt can highlight the way of exploring the internal mechanisms of promoting the evolution of cooperation on interdependent networks which is closer to reality.

## Acknowledgments

We gratefully thank J. Gao, Y. Liu, T. Wu and X. Wang for useful discussion and comments. This work was supported by 973 Program (Grant NO. 2012CB821203), NSFC (Grant Nos. 61020106005, 10972002 and 61104212) and the Fundamental Research Funds for the Central Universities (Grand Nos. K50511040005 and K50510040003).

## References

- [1] Axelrod R and Hamilton W D, 1981 *Science* **211** 1390
- [2] Szabó G and Fáth G, 2007 *Phys. Rep.* **446** 97
- [3] Brandt H, Hauert C and Sigmund K, 2003 *Proc. R. Soc. Lond. B* **270** 1099
- [4] Hauert C, Monte S D, Hofbauer J and Sigmund K, 2002 *Science* **296** 1129
- [5] Szabó G and Hauert C, 2002 *Phys. Rev. Lett.* **89** 118101

- [6] Santos F C, Santos M D and Pacheco J M, 2008 *Nature* **454** 213
- [7] Gao J, Li Z, Wu T and Wang L, 2010 *Physica A* **389** 3166
- [8] Shi D, Zhuang Y and Wang B, 2010 *Europhys. Lett.* **90** 58003
- [9] Santos F C, Pinheiro F L, Lenaerts T and Pacheco J M, 2012 *J. Theor. Biol.* **299** 88
- [10] Helbing D, Szolnoki A, Perc M and Szabó G, 2010 *New J. Phys.* **12** 083005
- [11] Rand D G and Nowak M A, 2011 *Nat. Commun.* **2** 434
- [12] Szolnoki A, Szabó G and Perc M 2011 *Phys. Rev. E* **83** 036101
- [13] Sigmund K, Silva H D, Traulsen A and Hauert C, 2010 *Nature* **466** 861
- [14] Szolnoki A and Perc M, 2010 *Europhys. Lett.* **92** 38003
- [15] Forsyth P A and Hauert C, 2011 *J. Math. Biol.* **63** 109
- [16] Vukov J, Santos F C and Pacheco J M, 2011 *J. Theor. Biol.* **287** 37
- [17] Perc M, 2011 *Phys. Rev. E* **84** 037102
- [18] Szolnoki A and Perc M, 2012 *Phys. Rev. E* **85** 026104
- [19] Gao J, Buldyrev S V, Stanley H E and Havlin S, 2012 *Nat. Phys.* **8** 40
- [20] Parshani R, Buldyrev S V and Havlin S, 2010 *Phys. Rev. Lett.* **105** 048701
- [21] Rinaldi S M, Peerenboom J P and Kelly T K, 2001, *IEEE Control Syst. Mag.* **21** 11
- [22] Newman D E , Nkei B, Carreras B A, Dobson I, Lynch V E and Gradney P, 2005 *Proceedings of the 38th Annual Hawaii International Conference on System Sciences* 63c
- [23] Brummitt C D, D'Souza R M and Leicht E A, 2012 *Proc. Natl. Acad. Sci. USA* **111** 0586109
- [24] Son S, Bizhani G, Christensen C, Grassberger P and Paczuski M, 2012 *Europhys. Lett.* **97** 16006
- [25] Girvan M and Newman M E J, 2002 *Proc. Natl. Acad. Sci. USA* **99** 7821
- [26] Newman M E J, 2012 *Nat. Phys.* **8** 25
- [27] Ravasz E and Barabási A-L, 2003 *Phys. Rev. E* **67** 026112
- [28] Buldyrev S V, Parshani R, Paul G, Stanley H E and Havlin S, 2010 *Nature* **464** 1025
- [29] Fortunato S, 2010 *Phys. Rep.* **486** 75
- [30] Vukov J and Szabó G, 2005 *Phys. Rev. E* **71** 036133
- [31] Gao J, Buldyrev S V, Stanley H E and Havlin S, 2011 *Phys. Rev. Lett.* **107** 195701
- [32] Wang Z, Szolnoki A and Perc M, 2012 *Europhys. Lett.* **97** 48001
- [33] Wu T, Fu F and Wang L, 2009 *Europhys. Lett.* **88** 30011
- [34] Szabó G and Tóke C, 1998 *Phys. Rev. E* **58** 69
- [35] Szolnoki A, Perc M and Szabó G, 2009 *Phys. Rev. E* **80** 056109
- [36] Szolnoki A, Perc M and Szabó G, 2009 *Phys. Rev. E* **80** 056104
- [37] Robert G T, Steven B L, Eric L, Don H J, Chiyeko T and Malvin C T, 1994 *Biol. Cybern.* **70** 209
- [38] Chen X, Fu F and Wang L, 2007 *Physica A* **378** 512
- [39] Wang J, Wu B, Ho D W C and Wang L, 2011 *Europhys. Lett.* **93** 58001
- [40] Vilone D, Sánchez A and Gómez-Gardeñes J, 2011 *J. Stat. Mech.* **4** P04019
- [41] Fu F, Liu L and Wang L, 2007 *Eur. Phys. J. B* **56** 367
- [42] Perc M, 2006 *New J. Phys.* **8** 22
- [43] Ren J, Wang W and Qi F, 2007 *Phys. Rev. E* **75** 045101(R)