

# Spectral and transport properties of one-dimensional nanoring superlattice

M A Pyataev and M A Kokoreva

Mordovian State University, 430005 Saransk, Russia

E-mail: pyataevma@gmail.com, maria-kokoreva@yandex.ru

**Abstract.** Spectral properties of periodic one-dimensional array of nanorings in a magnetic field are investigated. Two types of the superlattice are considered. In the first one, rings are connected by short one-dimensional wires while in the second one rings have immediate contacts between each other. The dependence of the electron energy on the quasimomentum is obtained from the Schrödinger equation for the Bloch wave function. We have found an interesting feature of the system, namely, presence of discrete energy levels in the spectrum. The levels can be located in the gaps or in the bands depending on parameters of the system. The levels correspond to bound states and electrons occupying these levels are located on individual rings or couples of neighbouring rings and does not contribute to the charge transport. The wave function for the bound states corresponding to the discrete levels is obtained. Modification of electron energy spectrum with variation of system parameters is discussed.

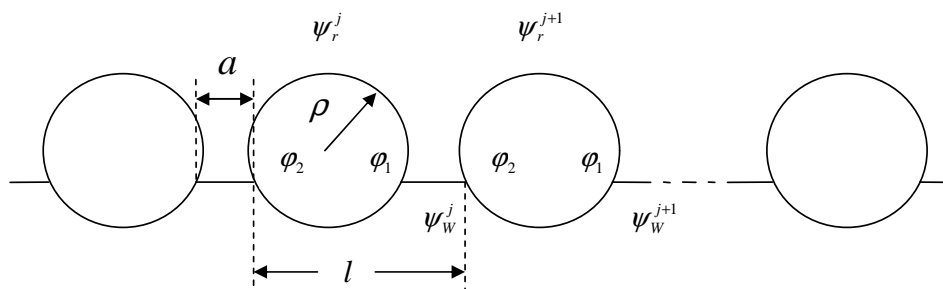
PACS numbers: 73.23.Ad, 73.21.Cd

## 1. Introduction

The electron transport in various one-dimensional serial structures attracts considerable attention in the last few years. In particular, transmission properties of multiply connected stubs [1–6], quantum dots [7–10] and quantum rings in linear [11–24] and rectangular arrays [25,26] have been studied theoretically. The interest to the systems is stipulated by the possibility to tune the resistance in a very wide range by application of electric or magnetic field and the possibility to obtain specific transport properties of the system by variation of its geometry. The superlattice made of nanorings is of particular interest because the quantum ring is one of the simplest systems which exhibits quantum interference phenomena [27–29] such as Aharonov–Bohm oscillations [30–33], persistent current [34–36] and Fano resonances [37,38]. A number of experimental studies have shown that quantum interference effects can be observed at individual quantum rings [39–45] and two-dimensional arrays [46,47] of rings.

Theoretical investigations of chains containing finite number of elements [14–19] have shown that the conductance of the system demonstrates the miniband structure of the electron energy spectrum even at a few rings in the chain. That means the dependence of conductance on Fermi energy exhibits a series of almost rectangular up-and-down steps corresponding to bands and gaps in the spectrum. Finite number of elements in the structure leads to appearance of oscillations at the bounds of the steps. The increase of this number makes the form of the conductance closer to the ideal rectangular pattern.

The most of studies of electron transport in arrays of quantum rings are based on the scattering matrix approach. This approach is useful due to its universality. However it does not allow to reveal some interesting features of the electron energy spectrum. In particular, the existence of discrete energy levels [24] in the band gap is not detected by the approach since those levels do not contribute to the electron transport.



**Figure 1.** Scheme of the superlattice.

The purpose of the present work is the investigation of the electron energy spectrum and the conductance of an infinite periodic one-dimensional structure made of Aharonov–Bohm rings. We have considered two variants of the system. The first one consists of rings of radius  $\rho$  connected by one-dimensional wires of length  $a$  (figure 1). In the second variant, rings have immediate point contacts between each other. In both variants,

angles defining the points of contacts are denoted by  $\varphi_1$  and  $\varphi_2$ . Through the paper we use polar angle  $\varphi \in [0, 2\pi)$ . Without loss of generality we can take  $\varphi_1 = 0$ .

## 2. Dispersion relation

Each point in the structure is characterized by the cell number  $j$  and continuous coordinates  $\xi$  in the cell, namely  $\xi = \varphi$  in the ring and  $\xi = x$  in the connecting wire. We denote the electron Hamiltonian of the ring by  $H_r$

$$H_r = \frac{\hbar^2}{2m^*\rho^2} \left( i \frac{\partial}{\partial \varphi} + \frac{\Phi}{\Phi_0} \right)^2 \quad (1)$$

where  $m^*$  is the electron effective mass,  $\Phi = \pi\rho^2 B$  is the magnetic flux through the ring and  $\Phi_0 = 2\pi\hbar c/e$  is the magnetic flux quantum. The Hamiltonian  $H_w$  of the electron in the wire has the form

$$H_w = -\frac{\hbar^2}{2m^*} \frac{\partial^2}{\partial x^2} \quad (2)$$

In the further analysis we need the eigenvalues of the Hamiltonian  $H_r$

$$E_m = \varepsilon (m + \eta)^2 \quad (3)$$

where  $\varepsilon = \hbar^2/2m^*\rho^2$  and  $\eta = \Phi/\Phi_0$ .

According to the Bloch theorem the wave function should satisfy the condition

$$\psi^{j+1}(\xi) = e^{iq_l} \psi^j(\xi) \quad (4)$$

where  $\psi^j(\xi)$  is the wave function in  $j$ -th cell,  $l$  is the period of the structure and  $q$  is the quasimomentum. We denote the wave functions on the ring and on the wire by  $\psi_r^j(\varphi)$  and  $\psi_w^j(x)$  respectively.

The contact between the rings and the wires is defined by linear boundary conditions for the wave function and its derivative. The general form of the boundary conditions can be obtained from the current conservation law [24, 27, 28]. We will restrict ourself by the case of continues wave function that corresponds to equal effective width of rings and connecting wires.

The condition of continuity can be written in the following form

$$\psi_w^j(0) = \psi_r^j(\varphi_1) \quad (5a)$$

$$\psi_w^j(a) = \psi_r^{j+1}(\varphi_2) \quad (5b)$$

The current conservation law requires that the sum of wave function derivatives calculated in the outgoing direction from the contact was proportional to the value of the wave function at the contact point

$$\psi_r^{\prime j}(\varphi_1 + 0) - \psi_r^{\prime j}(\varphi_1 - 0) + \rho \psi_w^{\prime j}(0) = v_1 \psi_r^j(\varphi_1) \quad (6a)$$

$$\begin{aligned} \psi_r^{\prime j+1}(\varphi_2 + 0) - \psi_r^{\prime j+1}(\varphi_2 - 0) - \rho \psi_w^{\prime j}(a) \\ = v_2 \psi_r^{j+1}(\varphi_2) \end{aligned} \quad (6b)$$

where  $\psi_w'$  is the derivative of  $\psi_w$  on  $x$  and  $\psi_r'$  is the derivative of  $\psi_r$  on angle  $\varphi$ . As follows from equations (6a) and (6b) each contact is described by one real dimensionless

parameter  $v_j$  that determines the strength of the point perturbation in the contact. Positive  $v_j$  corresponds to repulsive potential (barrier) in the contact and negative value is responsible for attractive potential (well). In the present paper, we will restrict ourself by the case of identical contacts  $v_1 = v_2 = v$ .

To obtain the energy spectrum of the system we construct a solution of the Schrödinger equation in each part of the elementary cell and then glue the wave function at contact points using the Bloch theorem and boundary conditions. It is obvious that the wave function in the wire is the superposition of propagating waves

$$\psi_w^j(x, E) = \alpha_1^j(E)e^{ikx} + \alpha_2^j(E)e^{-ikx} \quad (7)$$

where  $\alpha_1^j$  and  $\alpha_2^j$  are some coefficients and  $k = \sqrt{2m^*E}/\hbar$ .

Since the contacts create point perturbations for the electron motion on the ring the solution of the Schrödinger equation can be found with the help of the zero-range potential theory [48, 49] that was effectively used before for investigation of various nanosystems with point contacts [50–54]. According to this theory the electron wave function on the ring for  $E \neq E_m$  can be represented in terms of the Green function  $G(\varphi, \varphi_i; E)$  of the Hamiltonian  $H_r$

$$\psi_r^j(\varphi, E) = \beta_1^j(E)G(\varphi, \varphi_1; E) + \beta_2^j(E)G(\varphi, \varphi_2; E) \quad (8)$$

where  $\beta_1^j$  and  $\beta_2^j$  are some coefficients. The Green function of the Hamiltonian  $H_r$  is well-known [27]

$$G(\varphi, \varphi_i; E) = \frac{m^*}{2\hbar^2 k} \left[ \frac{\exp(i(\varphi_i - \varphi \pm \pi)(\eta - k\rho))}{\sin \pi(\eta - k\rho)} - \frac{\exp(i(\varphi_i - \varphi \pm \pi)(\eta + k\rho))}{\sin \pi(\eta + k\rho)} \right] \quad (9)$$

where “plus” sign corresponds to  $\varphi \geq \varphi_i$  and “minus” sign should be used otherwise.

We note that if electron energy coincides with an eigenvalue  $E_m$  of the Hamiltonian  $H_r$  then there is another solution of the Schrödinger equation. The wave function may be represented in this case by the following equation

$$\psi_r^j(\varphi, E_m) = \gamma_1^j e^{im\varphi} + \gamma_2^j e^{-im\varphi} \quad (10)$$

The existence of this solution leads to appearance of an interesting phenomenon, namely the discrete levels in the band structure.

Applying conditions (5a) – (6b) to the wave function given by equations (7) and (8), we obtain the system of four equations for the coefficients  $\alpha_i^j$  and  $\beta_i^j$  ( $i = 1, 2$ ). Existence of a nontrivial solution for this system leads to the following equation for energy

$$2k\rho(Q_{21}e^{iq\ell} + Q_{12}e^{-iq\ell}) - 2k\rho[v \det Q + \text{tr} Q] \cos(ka) + [\det Q (k^2\rho^2 - v^2) - 2v \text{tr} Q - 4] \sin(ka) = 0 \quad (11)$$

where  $Q_{ij}(E) = \frac{\hbar^2}{m^*\rho} G(\varphi_i, \varphi_j, E)$  is the so-called Krein’s Q-matrix [48, 55],  $\det Q$  and  $\text{tr} Q$  are the determinant and the trace of Q-matrix respectively. We note that equation (11) is valid only for the system with one ring in the elementary cell. In particular, this

equation describes the superlattice made of rings with diametrically opposite contacts at arbitrary magnetic field or the system with arbitrary positions of contacts at zero magnetic field.

### 3. Rings with immediate contacts

We will start our analysis from the superlattice constructed of the rings with immediate contacts between each other ( $a = 0$ ). The boundary conditions in this case may be represented as follows

$$\psi_r^j(\varphi_2) = \psi_r^{j+1}(\varphi_1) \quad (12a)$$

$$\begin{aligned} \psi_r^j(\varphi_1 + 0) - \psi_r^j(\varphi_1 - 0) \\ + \psi_r^{j+1}(\varphi_2 + 0) - \psi_r^{j+1}(\varphi_2 - 0) = v_s \psi_r^j(\varphi_2) \end{aligned} \quad (12b)$$

where  $v_s = v_1 + v_2$ . The dispersion relation (11) acquires the form

$$v_s \det Q + 2 \operatorname{tr} Q - 2(Q_{21}e^{iql} + Q_{12}e^{-iql}) = 0 \quad (13)$$

We note that equation (13) is valid either for the superlattice with diametrically opposite contacts in arbitrary magnetic field or for the zig-zag superlattice with arbitrary contact position in the zero magnetic field. The general case of zig-zag superlattice in arbitrary magnetic field is considered in the next section.

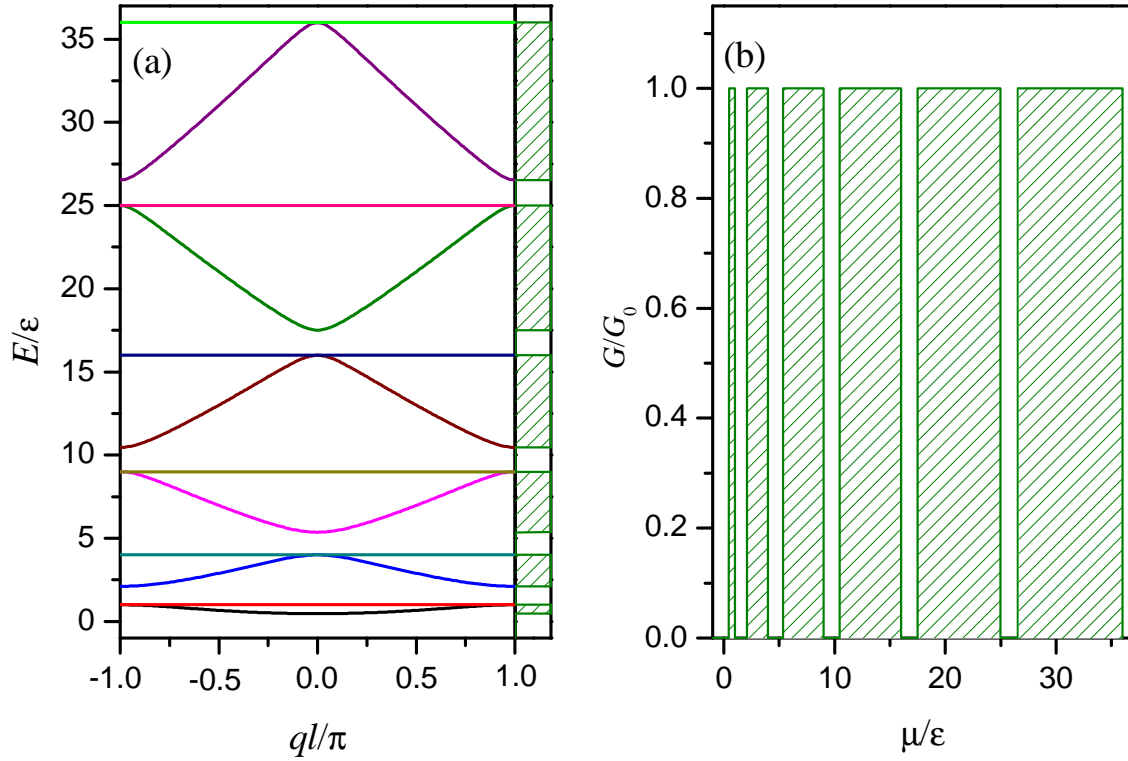
The dependence of the electron energy on the quasi-momentum for the simplest case of diametrically opposite contacts ( $\varphi_2 = \pi$ ) and zero magnetic field ( $\Phi = 0$ ) is represented in figure 2(a). Energy bands are shown on the right hand side of the figure by hatched bars. We note that straight chain of nanorings without external magnetic field has been considered earlier [24] by P. Duclos and coauthors. However, for convenience of reader, we present here the results concerning this case. The dispersion relation (13) for this conditions may be written in the following simple form

$$v_s \sin(\pi k\rho) + 4k\rho[\cos(\pi k\rho) - \cos(ql)] = 0 \quad (14)$$

The similar equation was obtained in reference [24].

One can see that the energy spectrum has band structure without band crossings. According to the Landauer-Büttiker formalism the dependence of the zero-temperature conductance on chemical potential replicates the electron energy band structure (figure 2(b)). Since there is no band crossings in the system the conductance does not exceed one conductance quantum.

An interesting feature of the system is presence of discrete levels at values  $E_m$  at the edge of the energy band (figure 2(a)). To study the appearance of these levels we consider the spectrum of the Hamiltonian  $H_r$ . We note that the energy levels  $E_m$  of isolated ring are double degenerated at  $m \neq 0$  and the general form of the eigenfunction is given by equation (10). The degeneration degree in the set of  $N$  independent rings is equal to  $2N$ . Presence of contacts between the rings can remove the degeneration partially or completely. Namely, at diametrically opposite contacts ( $\varphi_2 = \pi$ ) one half of states is transformed into an energy band while the other half is conserved as a discrete



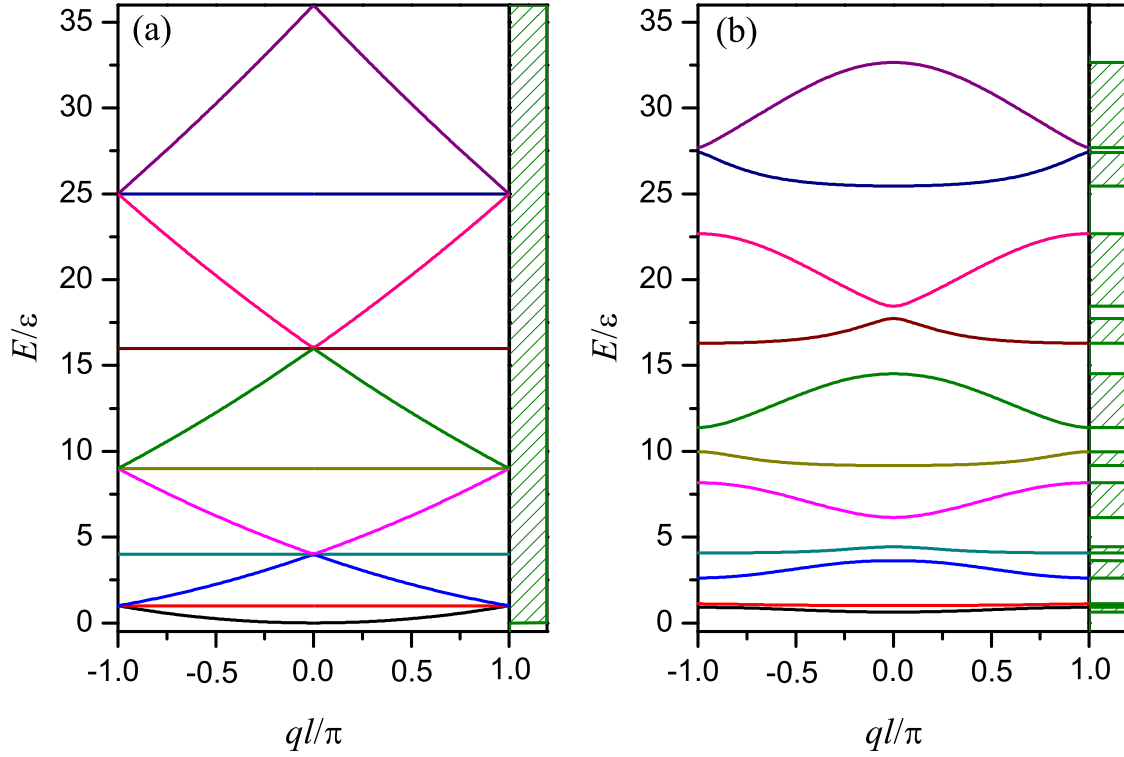
**Figure 2.** (a) Dependence of electron energy on quasi-momentum in the first Brillouin zone at  $a = 0$ ,  $v_s = 5$ ,  $\Phi = 0$ ,  $\varphi_2 - \varphi_1 = \pi$ . Minibands are shown at right side of the figure by hatched bars. (b) Zero-temperature conductance corresponding to the spectrum (a) as a function of chemical potential.

level at  $E_m = \varepsilon m^2$ . Such levels correspond to localized electrons which are not involved in the charge transfer process. The electron wave function for this level vanishes at both contact points and electrons are confined on individual rings. In contrast to the bound states in continuum stipulated by a single defect or adatom [56, 57] the states in the superlattice of quantum rings are highly degenerated (the degeneration degree is infinite in the strictly periodic system).

Let us assume that the electron is confined on the  $n$ -th ring. Then the wave function corresponding to this state has the form

$$\psi_r^j(\varphi) = \begin{cases} \gamma_j \sin(m\varphi) & j = n \\ 0 & j \neq n \end{cases} \quad (15)$$

Of course, any linear combination of the functions given by equation (15) corresponds to the same energy. Therefore the degeneration degree of level  $E_m$  is equal to the number of rings in the system. Actually the level  $E_m$  exists in the spectrum if  $\varphi_2 = l\pi/n$ , where  $n$  is an integer divisor of  $m$  and  $l$  is an arbitrary integer number. It is easy to construct a linear combination of the Bloch type from the functions given by equation (15). This linear combination might seem to correspond to delocalized electrons since the probability of finding the particle on a given ring is equal for all rings. However, the electron velocity corresponding to such a wave function is zero because the energy is

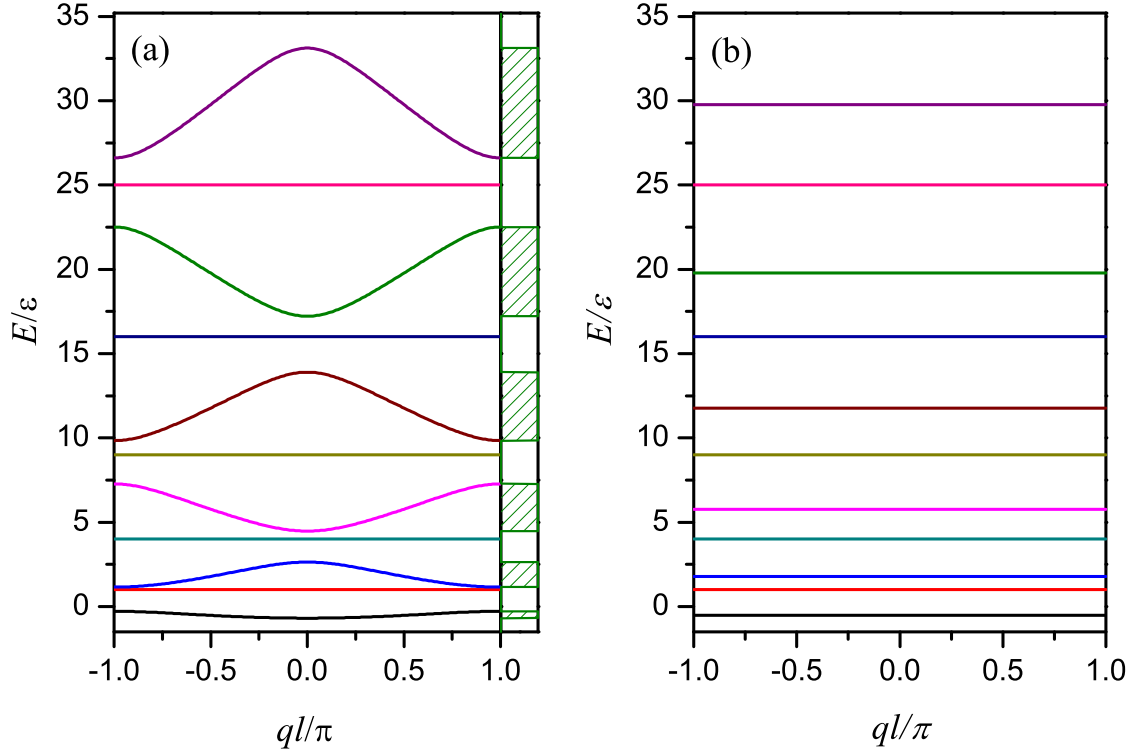


**Figure 3.** Dependence of electron energy on quasi-momentum at  $a = 0$ ,  $\Phi = 0$ , (a)  $v_s = 0$ ,  $\varphi_2 - \varphi_1 = \pi$ , (b)  $v_s = 10$ ,  $\varphi_2 - \varphi_1 = 0.95\pi$ .

independent of quasimomentum.

If  $\eta = 0$  and  $\varphi_2 = \pi$  then the level  $E_m$  is located exactly at the edge of energy bands as it follows from equation (14). The sequence of bands and discrete levels depends on the sign of the contact parameter  $v_s$ . If  $v_s < 0$  (contact perturbation corresponds to the quantum well) then the bands are located below the level  $E_m$  and vice versa (figure 2(a)). All bands merge at  $v_s = 0$  and the electron energy spectrum become continuous (figure 3(a)). We note that the band gaps in the spectrum disappear only if  $\varphi_2 = \pi$  and  $\eta = 0$ . In other cases the gaps are conserved in the spectrum even at ideal contacts ( $v_s = 0$ ). Small deviation of contacts from the diametrically opposite points leads to broadening of the discrete levels into narrow minibands (figure 3(b)).

The surprising result is that the level at  $E_m = \varepsilon m^2$  is conserved in the magnetic field if contacts are placed at diametrically opposite points  $\varphi_1 = 0$  and  $\varphi_2 = \pi$  (figure 4(a)). In this case, all elements of Q-matrix vanish at  $E = E_m$  and equation (13) is satisfied for all  $q$ . In the magnetic field, the energy bands are shifted and the discrete level  $E_m$  is located in the band gap. The wave function corresponding to this level can be found from equations (8) and (9). It vanishes at both contact points and satisfies the condition (12b). We note that energy  $E_m = \varepsilon m^2$  is not an eigenvalue for the Hamiltonian  $H_r$  of isolated ring and therefore there is no smooth functions satisfying the boundary conditions in this case. The wave function corresponding to  $E_m = \varepsilon m^2$  has a kink either at  $\varphi = 0$  or at  $\varphi = \pi$ . An electron could not be confined on a single ring because the



**Figure 4.** Dependence of electron energy on quasi-momentum for the rings with immediate contact at  $\varphi_2 - \varphi_1 = \pi$ ,  $v_s = -3$ . Magnetic flux is (a)  $\Phi = 0.2\Phi_0$ , (b)  $\Phi = 0.5\Phi_0$ . All minibands degenerate into discrete levels when the magnetic flux is a half-integer.

corresponding wave function does not satisfy the condition (12b). However the electron could be localized on a couple of rings. Assume these rings have numbers  $n$  and  $n + 1$  then the wave function has the form

$$\psi^j(\varphi) = \begin{cases} \gamma_n e^{-i\eta(\varphi \pm \pi)} \sin(m\varphi) & j = n \\ -\gamma_n e^{-i\eta\varphi} \sin(m\varphi) & j = n + 1 \\ 0 & \text{otherwise} \end{cases} \quad (16)$$

Here the “plus” sign corresponds to  $0 \leq \varphi \leq \pi$  and “minus” sign corresponds to  $\pi < \varphi < 2\pi$ . The degeneration degree of the level  $E_m = \varepsilon m^2$  in the magnetic field is still equal to the number of cells in the structure because the states corresponding to electrons localized at two neighbour couples are orthogonal.

We note that presence of discrete levels in the gaps should have an interesting consequence in photoconducting properties of the system. If the chemical potential at low temperature is located between the level and the miniband then the conductance of the system should be increased significantly due to the radiation induced transition from the level to the miniband. This phenomenon could be used in production of tunable resonance photodetector. It should be mentioned that specific property of discrete levels in the considered superlattice is the large degeneration degree which is equal to the number of unit cells, in contrast to the well-known impurity levels in the band gap



with the degeneration degree equal to the number of impurities.

An interesting phenomenon is found at half-integer magnetic flux through the ring when the contacts are located at diametrically opposite points. All minibands are collapsed into discrete levels in this case (figure 4b), and the conductance of the system vanishes. If  $\eta = 0.5$  then  $Q_{12} = 0$  for all values of  $E$  and therefore dispersion relation (13) gets the form

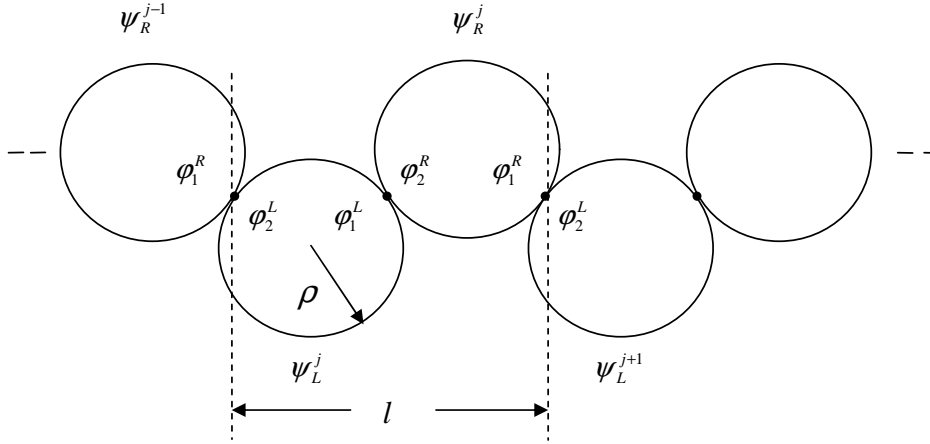
$$Q_{jj}(v_s Q_{jj} + 4) = 0 \quad (17)$$

It is satisfied if either  $Q_{jj} = 0$  or  $Q_{jj} = -4/v_s$ . Thus there are two type of levels. Levels of the first type are given by equation  $E_m = \varepsilon m^2$ . Their position is independent of  $v_s$ . Levels of the second type are determined by equation

$$\tan \pi k \rho = -4k\rho/v_s \quad (18)$$

The levels of second type become closer to the levels of first type when the coupling between rings decreases. When there is no connection between the rings ( $v_s \rightarrow \infty$ ) levels merge with each other and become doubly degenerate. It should be noted that the electron transmission coefficient of an individual Aharonov-Bohm ring vanishes at half-integer magnetic flux [27].

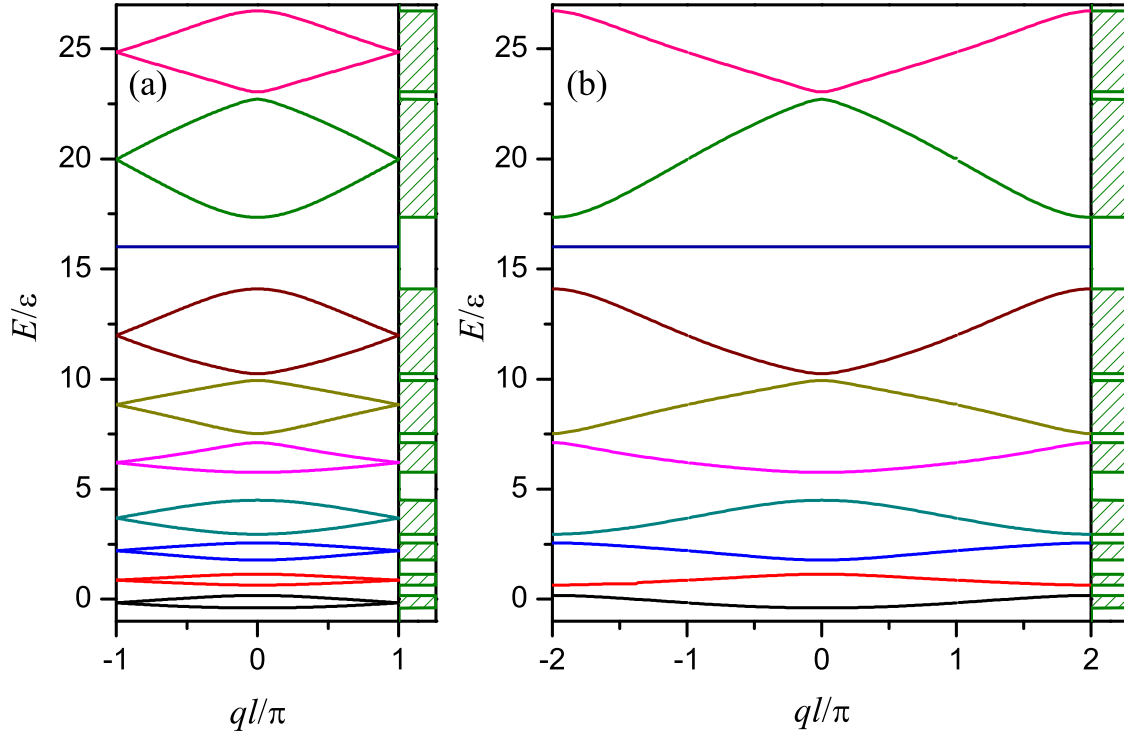
#### 4. Zig-zag superlattice in a magnetic field



**Figure 5.** Schematic representation of a Aharonov-Bohm ring superlattice with elementary cell containing two rings.

Schematic view of the zig-zag superlattice is represented in figure 5. At arbitrary magnetic field and arbitrary position of contacts two neighbour rings become inequivalent because the system has no inversion symmetry in this case. The unit cell of the superlattice consists of two rings. Angles determining the position of contacts are marked by letters "L" and "R" in left and right ring respectively. We note that angles  $\varphi_i^L$  and  $\varphi_i^R$  are not independent. Since the centers of rings are located at two parallel lines, the angles satisfy the condition

$$\varphi_2^L = 2\pi - \varphi_2^R \quad (19)$$



**Figure 6.** (a) Dependence of electron energy on quasi-momentum for zig-zag superlattice without connected wires at  $v_s = -2$ ,  $\varphi_2^L = 3\pi/4$ ,  $\varphi_2^R = 5\pi/4$ , (a)  $\Phi = 0.2\Phi_0$ , (b) the same dependence plotted in two Brillouin zones.

We denote by  $\psi_L^j(\varphi)$  and  $\psi_R^j(\varphi)$  the functions in the left and the right rings of unit cell respectively. The boundary conditions have the form

$$\psi_L^j(\varphi_1^L) = \psi_R^j(\varphi_2^R) \quad (20a)$$

$$\psi_R^j(\varphi_1^R) = \psi_L^{j+1}(\varphi_2^L) \quad (20b)$$

$$\begin{aligned} &\psi_L^{j,j}(\varphi_1^L + 0) - \psi_L^{j,j}(\varphi_1^L - 0) \\ &+ \psi_R^{j,j}(\varphi_2^R + 0) - \psi_R^{j,j}(\varphi_2^R - 0) = v_s \psi_L^j(\varphi_1^L) \end{aligned} \quad (20c)$$

$$\begin{aligned} &\psi_L^{j+1,j+1}(\varphi_2^L + 0) - \psi_L^{j+1,j+1}(\varphi_2^L - 0) \\ &+ \psi_R^{j+1,j+1}(\varphi_1^R + 0) - \psi_R^{j+1,j+1}(\varphi_1^R - 0) = v_s \psi_R^j(\varphi_1^R) \end{aligned} \quad (20d)$$

Taken into account that the angles  $\varphi_i^L$  and  $\varphi_i^R$  are related via condition (19), we can write down the following relation for the Green function

$$G(\varphi_i^L, \varphi_j^L; E) = G(\varphi_j^R, \varphi_i^R; E) \quad (21)$$

Equation (21) allows us to use the Q-function for the only one ring (left or right) in our calculations. Then we can represent the dispersion relation in the form

$$\begin{aligned} &\left( v_s^2 \det Q + 2v_s \operatorname{tr} Q - 4|Q_{12}| \cos\left(\frac{ql}{2}\right) \right) \\ &\times \left( v_s^2 \det Q + 2v_s \operatorname{tr} Q + 4|Q_{12}| \cos\left(\frac{ql}{2}\right) \right) = 0 \end{aligned} \quad (22)$$

The dependence of electron energy on quasimomentum in zig-zag superlattice is shown in figure 6. If the Q-function is real then energy bands obtained from equation (22) coincide with the bands obtained from equation (13). We note that each band in figure 6(a) is formed by two branches which are crossed at  $ql = \pm\pi$ . The kink on dispersion curve at  $ql = \pm\pi$  can be removed if we consider the second Brillouin zone (figure 6).

One can see in figure 6 the discrete level at  $E = 16\varepsilon$ . In agreement with the previous section the level presents in the spectrum at  $\varphi_2 = n\pi/4$  with integer  $n$  independently on the value of magnetic field because the wave function given by equation (15) vanishes at both contact points.

## 5. Rings connected by wires

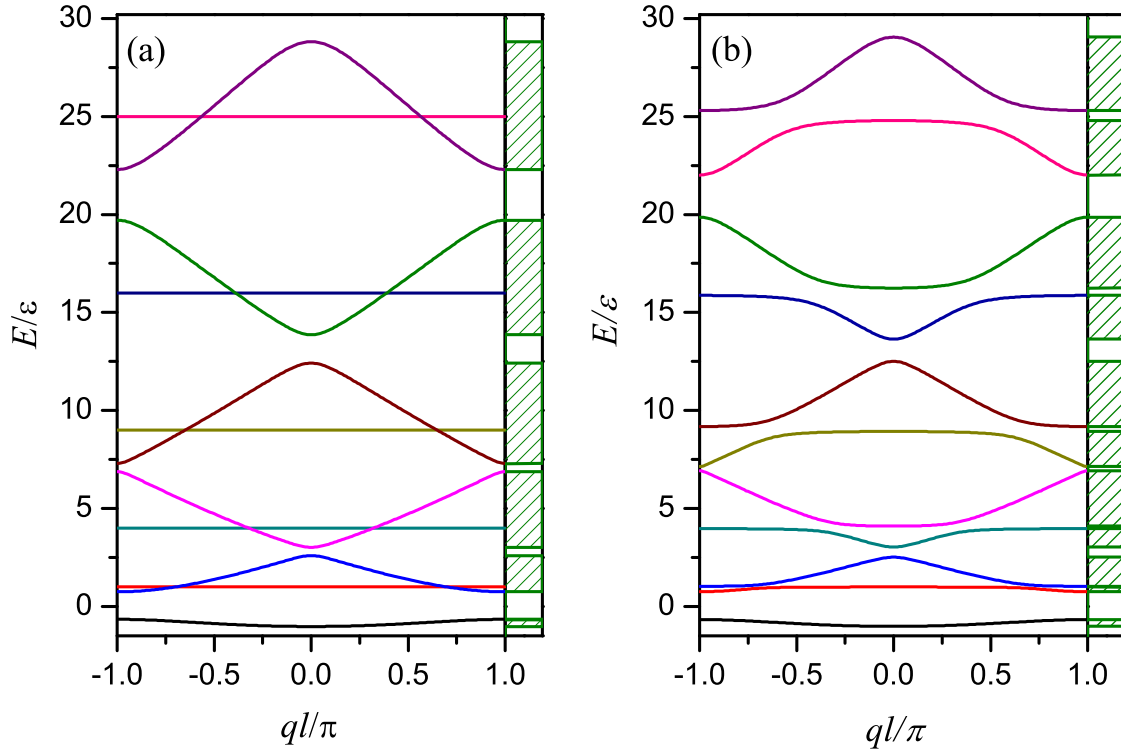
Let us consider the superlattice constructed of rings connected by wires (figure 1). Dispersion relation for the system is given by equation (11). We will start from the simplest case of diametrically opposite contacts. The dependence of energy on quasimomentum for this case is represented in figure 7. One can see the discrete levels corresponding to localized electron. In contrast to the case of immediate contacts some of the levels are immersed in minibands. That means the localized and delocalized states exist at the same quasi-momentum. The wave function corresponding to the localized states vanishes in connecting wires and has the form of equation (15) in rings. The wave function corresponding to delocalized state is obtained from equations (8) and (9) and could be written as follows

$$\psi_r^j(\varphi) = \gamma_1^j \cos(m\varphi) \pm \gamma_2^j \sin(m\varphi) \quad (23)$$

where the sign is determined in the same way as in equation (16). In wires the wave function of delocalized states is given by equation (7). The presence of magnetic field leads to broadening of the discrete levels located in the gaps into narrow minibands (figure 7(b)). If the band is crossed by the discrete level at zero magnetic field then the magnetic field leads to appearing of the gap in the vicinity of the level position (figure 7(b)).

With the increase of the length of connected wires the number of bands at fixed interval of energy increases because of the enlarged period of the structure (figure 8(a)). The energy bands become narrower and shift to higher energies with increase in the perturbation strength  $v$  (figure 8(b)). As might be expected, the energy spectrum of the system tends to spectrum of isolated rings in the limit  $v \rightarrow \infty$ . We note that in the case of rings connected by wires energy gaps are conserved in the spectrum even at  $v = 0$ .

If the wires are connected at non-opposite points then discrete levels are transformed into narrow minibands (figure 9(a)) similarly to the case of rings with immediate contacts. The dependence of energy on quasi-momentum is asymmetric in the magnetic field at non-opposite contacts because the system has no inverse symmetry in this case. The minimum value of the conducting band and the maximum value of the valence band



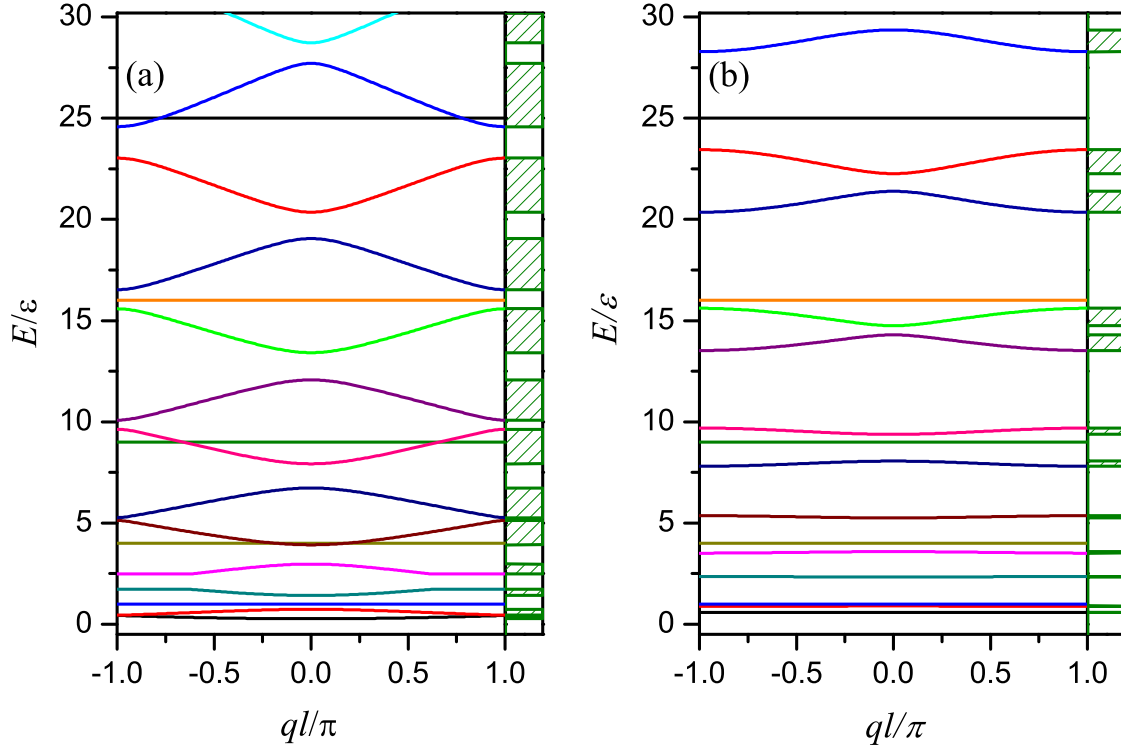
**Figure 7.** (a) Dependence of electron energy on quasi-momentum at  $\varphi_2 - \varphi_1 = \pi$ ,  $a = 0.2\rho$ ,  $v = -2$  and  $\Phi = 0$ . (b) The same dependence at  $\Phi = 0.1\Phi_0$ .

can be located at different points of the Brillouin zone (figure 9(b)). Therefore indirect miniband structure can be obtained in the system. This band structure is interesting in relation to photogalvanic effect because the intersubband photon absorption in such superlattice could be used for generation of the photocurrent.

## Conclusions

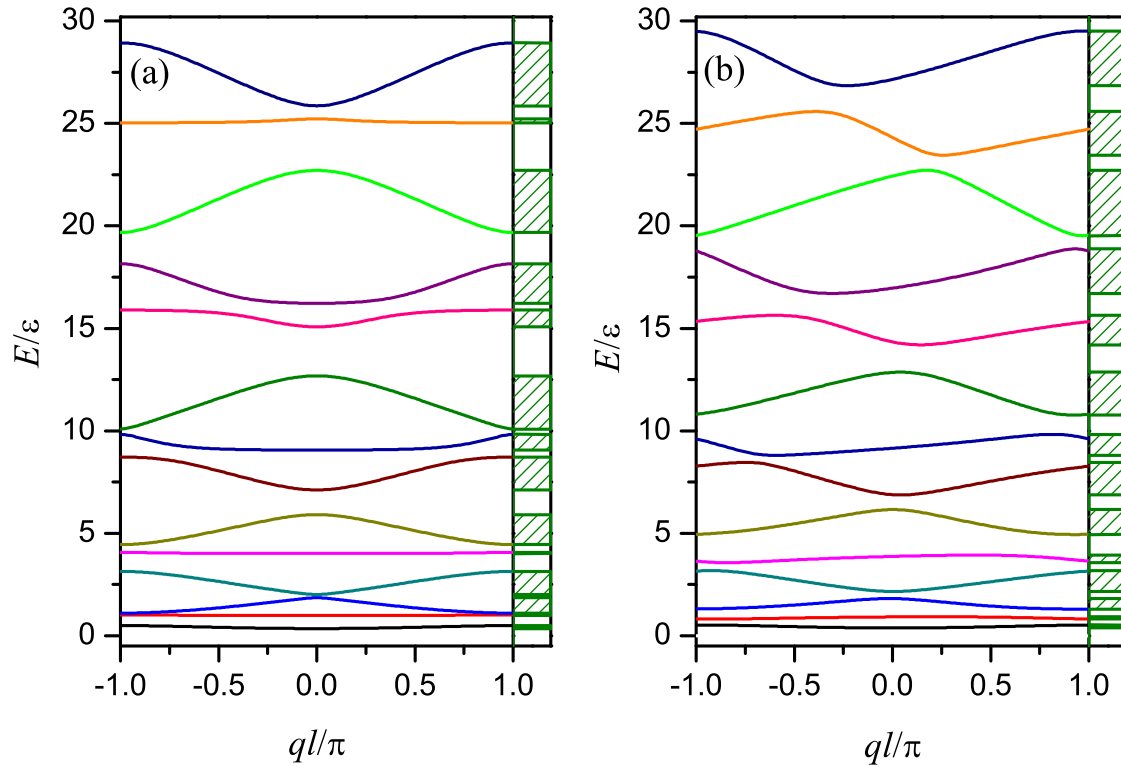
We have studied the electron energy spectrum and zero-temperature conductance of one-dimensional superlattice made of Aharonov – Bohm rings connected by one-dimensional wires. We have found that nanorings in the magnetic field provide very wide possibilities to construct superlattices with various miniband structures. According to our analysis the energy spectrum has band structure without band crossings. Consequently the conductance of the system does not exceed one conductance quantum. The band gap width depends on the coupling between the rings, the position of contacts, the length of connecting wire and the value of external magnetic field. As might be expected the width of gaps increases with decrease in coupling strength between the rings and vice versa.

An interesting result is the presence of discrete energy levels in the gap or even in the band. These levels are originated from the double-degenerated eigenvalues of the isolated ring Hamiltonian  $H_r$ . We have found the conditions for appearance and disappearance



**Figure 8.** Dependence of electron energy on quasi-momentum at  $\varphi_2 - \varphi_1 = \pi$ ,  $\Phi = 0$  and  $a = 4\rho$ , (a)  $v = 2$ , (b)  $v = 20$ .

of the levels. In particular, discrete levels exist in the spectrum of superlattice if the rings have immediate contacts between each other at diametrically opposite points. In this case, the levels are situated at the edge of the bands and the gaps. At non-zero magnetic field the levels are conserved in the spectrum but they are moved into the band gap. The levels are transformed into narrow minibands if the contacts are shifted from the diametrically opposite points. If the rings are connected by wires then the levels exist only at diametrically opposite contacts and zero magnetic field. Small magnetic field leads to broadening of the levels into narrow bands. The levels are degenerated with the degeneration degree equal to the number of rings in the superlattice. The wave function corresponding to the level may be chosen as the bound state localized on the single ring or on the couple of neighbour rings. Electrons occupying the level have zero velocity and do not contribute to the charge transfer. In the case of diametrically opposite contacts and half-integer magnetic flux through the ring all energy bands are degenerated into discrete levels and perfect electron localization occurs. If the wires are connected to the rings at non-diametrically opposite points then the dependence of electron energy on quasimomentum becomes asymmetric in magnetic field since the reversal symmetry of the system is broken. This phenomenon should result in photogalvanic effect based on interminiband transitions. We note that presence of discrete levels in the spectrum provides interesting possibilities of application the superlattice as photodetector with turnable spectral sensitivity.



**Figure 9.** Dependence of electron energy on quasi-momentum at  $v = 2$ ,  $a = 2\rho$ ,  $\varphi_2 - \varphi_1 = 0.95\pi$ , (a)  $\Phi = 0$ ; (b)  $\Phi = 0.2\Phi_0$ .

## Acknowledgments

Authors are grateful to A.V. Shorokhov and V.A. Margulis for valuable discussions. The work is supported by the RFBR and the Ministry of Education and Science of Russia (project no. 11.519.11.3023).

## References

- [1] Chattopadhyay S and Chakrabarti A 2004 *J. Phys.: Condens. Matter* **16** 313
- [2] Chen Y P, Xie Y E and Yan X H 2006 *Phys. Rev. B* **74** 035310
- [3] Deo P S, Gupta B C, Jayannavar A M and Peeters F M 1998 *Phys. Rev. B* **58** 10784
- [4] Gu B-Y 1995 *Phys. Rev. B* **51** 16840
- [5] Jin G J, Wanga Z D, Hu A and Jiang S S 1999 *J. Appl. Phys.* **85** 1597
- [6] Sengupta S, Chakrabarti A and Chattopadhyay S 2005 *Phys. Rev. B* **71** 134204
- [7] Gong W, Zheng Y, Liu Y and Lü T 2006 *Phys. Rev. B* **73** 245329
- [8] Gong W, Han Y and Wei G 2009 *J. Phys.: Condens. Matter* **21** 175801
- [9] Tanaka S, Garmon S, Ordonez G and Petrosky T 2007 *Phys. Rev. B* **76** 153308
- [10] Brum J A 1991 *Phys. Rev. B* **43** 12082
- [11] Liu Y and Hui P M 1998 *Phys. Rev. B* **57** 12994
- [12] Takai D and Ohta K 1994 *Phys. Rev. B* **50** 18250
- [13] Li J, Zhang Z Q and Liu Y 1997 *Phys. Rev. B* **55** 5337
- [14] Takai D and Ohta K 1994 *Phys. Rev. B* **50** 2685
- [15] Deo P S and Jayannavar A M 1994 *Phys. Rev. B* **50** 11629

- [16] Chakrabarti A, Römer R A and Schreiber M 2003 *Phys. Rev. B* **68** 195417
- [17] Gao Y -F and Zhang Y -P 2005 *Chin. Phys. Lett.* **22** No. 5 1045
- [18] Molnár B, Vasilopoulos P and Peeters F M 2004 *Appl. Phys. Lett.* **85** 612
- [19] Molnár B, Vasilopoulos P and Peeters F M 2005 *Phys. Rev. B* **72** 075330
- [20] Yi J, Wei J H, Hong J and Lee S -I 2001 *Phys. Rev. B* **65** 033305
- [21] Park W and Hong J 2004 *Phys. Rev. B* **69** 035319
- [22] Shin D and Hong J 2005 *Phys. Rev. B* **72** 113307
- [23] Xue H -B, Zhang H -Y, Nie Y -H, Li Z -J and Liang J -Q 2010 *Chin. Phys. B* **19** 047303
- [24] Duclos P, Exner P and Turek O 2008 *J. Phys. A.: Math. Theor.* **41** 415206
- [25] Földi P, Kálmán O, Benedict M G and Peeters F M 2008 *Nano Letters* **8** 2556
- [26] Kálmán O, Földi P, Benedict M G and Peeters F M 2008 *Phys. Rev. B* **78** 125306
- [27] Geiler V A, Demidov V V and Margulis V A 2003 *Technical Physics* **48** 661
- [28] Kokoreva M A, Margulis V A and Pyataev M A 2011 *Physica E (Amsterdam)* **43** 1610
- [29] Vargiamidis V and Polatoglou H M 2006 *Phys. Rev. B* **74** 235323
- [30] Aharonov Y and Bohm D 1959 *Phys. Rev.* **115** 485
- [31] Büttiker M, Imry Y and Azbel M Ya 1984 *Phys. Rev. A* **30** 1982
- [32] Gefen Y, Imry Y and Azbel M Ya 1984 *Phys. Rev. Lett.* **52** 129
- [33] Levy Yeyati A and Büttiker M 1995 *Phys. Rev. B* **52** R14360
- [34] Büttiker M, Imry Y and Landauer R 1983 *Phys. Lett. A* **96** 365
- [35] Büttiker M and Stafford C A 1996 *Phys. Rev. Lett.* **76** 495
- [36] Cedraschi P, Ponomarenko V V and Büttiker M 2000 *Phys. Rev. Lett.* **84** 346
- [37] Fano U 1961 *Phys. Rev.* **124** 1866
- [38] Joe Y S, Satanin A M and Klimeck G 2005 *Phys. Rev. B* **72** 115310
- [39] Yacoby A, Heiblum M, Mahalu D and Shtrikman H 1995 *Phys. Rev. Lett.* **74** 4047
- [40] Bagraev N T, Buravlev A D, Ivanov V K, Klyachkin L E, Malyarenko A M, Rykov S A and Shelykh I A 2000 *Semicond.* **34** No 7 817
- [41] Bykov A A, Bakarov A K, Litvin L V and Toropov A I 2000 *JETP Lett.* **72** 209
- [42] van der Wiel W G, De Franceschi S, Fujisawa T, Elzerman J M, Tarucha S and Kouwenhoven L P 2000 *Science* **289** 2105
- [43] Kobayashi K, Aikawa H, Katsumoto S and Iye Y 2002 *Phys. Rev. Lett.* **88** 256806
- [44] Kobayashi K, Aikawa H, Sano A, Katsumoto S and Iye Y 2004 *Phys. Rev. B* **70** 035319
- [45] Hernandez F G G, Gusev G M, Kvon Z D and Portal J C 2011 *Phys. Rev. B* **84** 075332
- [46] Rabaud W, Saminadayar L, Mailly D, Hasselbach K, Benoit A and Etienne B 2001 *Phys. Rev. Lett.* **86** 3124
- [47] Bergsten T, Kobayashi T, Sekine Y and Nitta J 2006 *Phys. Rev. Lett.* **97** 196803
- [48] Albeverio S, Gesztesy F, Høegh-Krohn R and Holden H 1988 *Solvable Models in Quantum Mechanics* (Berlin: Springer-Verlag) p 452
- [49] Demkov Yu N and Ostrovsky V N 1988 *Zero-Range Potentials and Their Applications in Atomic Physics* (New York: Plenum) p 240
- [50] Geyler V A and Popov I Yu 1996 *Theor. Math. Phys.* **107** 427
- [51] Pavlov B S, Popov I Yu, Geyler V A and Pershenko O S 2000 *Europhys. Lett.* **52** 196
- [52] Brüning J and Geyler V A 2003 *J. Math. Phys.* **44** 371
- [53] Geyler V A, Margulis V A and Pyataev M A 2003 *JETP* **97** 763
- [54] Carlone R and Exner P 2011 *Rep. Math. Phys.* **67** 211
- [55] Krein M G 1947 *Matematicheskii Sbornik* **20** 431
- [56] Nikolic K and Jordan R S 1998 *Phys. Rev. B* **58** 9631
- [57] Nakamura H, Hatano N, Garmon S and Petrosky T 2007 *Phys. Rev. Lett.* **99** 210404