

Performance Analysis of Macrodiversity MIMO Systems with MMSE and ZF Receivers in Flat Rayleigh Fading

Dushyantha A. Basnayaka, *Student Member, IEEE*, Peter J. Smith, *Senior Member, IEEE* and Phillipa A. Martin, *Senior Member, IEEE*

Abstract—Consider a multiuser system where an arbitrary number of users communicate with a distributed receive array over independent Rayleigh fading paths. The receive array performs minimum mean squared error (MMSE) or zero forcing (ZF) combining and perfect channel state information is assumed at the receiver. This scenario is well-known and exact analysis is possible when the receive antennas are located in a single array. However, when the antennas are distributed, the individual links all have different average signal to noise ratio (SNRs) and this is a much more challenging problem. In this paper, we provide approximate distributions for the output SNR of a ZF receiver and the output signal to interference plus noise ratio (SINR) of an MMSE receiver. In addition, simple high SNR approximations are provided for the symbol error rate (SER) of both receivers assuming M -PSK or M -QAM modulations. These high SNR results provide array gain and diversity gain information as well as a remarkably simple functional link between performance and the link powers. These metrics can be used by a scheduler tasked with the job of selecting a subset of users for simultaneous reception, when only long term channel state information is available.

Index Terms—Macrodiversity, MMSE, ZF, Outage probability, Optimum combining, Zero-Forcing, Network MIMO, CoMP.

I. INTRODUCTION

With the advent of space diversity systems, decoupling users through channel aware signal processing techniques in the presence of multiple access interference (MAI) and noise has become an integral part of the system design. There are various processing techniques now widely adopted in research and standards [1]. Among them, linear combining methods are popular for their simplicity despite the fact that they are not optimum in a maximum likelihood sense. Two key linear combiners are zero forcing (ZF) and minimum-mean squared-error (MMSE). Although they are not optimal, the MMSE receiver satisfies an alternative criterion, i.e., it minimizes the mean squared error (MSE) and ZF is known to eliminate MAI completely.

The performance analysis of such linear receivers is of great interest in wireless communication [2] as it provides a baseline link level performance metric for the system. Today, performance results for MMSE/ZF receivers are well known for microdiversity systems where co-located diversity antennas

at the base station communicate with distributed users [3], [4], [5]. Macro-scale diversity combining has recently become more common from a variety of perspectives [6], [7]. Any system where both transmit and receive antennas are widely separated can be interpreted as a macrodiversity multiple input multiple output (MIMO) system. They occur naturally in network MIMO systems [7], [8] and collaborative MIMO concepts [9, p. 69] and [10].

The performance of macrodiversity systems has been investigated via simulation [11], but very few analytical results appear to be available. The reason for the lack of results is the complexity of the channel matrix that arises in macrodiversity systems. Some analytical results are available for the dual user case in [12] for macrodiversity MMSE and ZF receivers. In [12], they consider the statistical properties of the output signal to interference plus noise ratio (SINR)/signal to noise ratio (SNR) of MMSE and ZF receivers respectively and obtain high SNR approximations of the symbol error rate (SER). In [13], the SER performance of macrodiversity maximal ratio combining (MRC) has been exactly derived for arbitrary numbers of users and antenna configurations. Ergodic sum capacity of macrodiversity MIMO multiple access channel is considered in [14] and derive very tight approximation for ergodic sum capacity in a highly compact form. Rayleigh fading is assumed in [12], [13] and [14].

In this paper, we extend the results in [12] to more general user and antenna configurations. In particular, the contributions made are as follows:

1. We derive the approximate probability distribution function (pdf) and cumulative distribution function (cdf) of the output SINR/SNR of MMSE/ZF receivers.
2. The approximate cumulative distribution functions are shown to have a remarkably simple form as a generalized mixture of exponentials.
3. High SNR approximations for the SER of MMSE/ZF receivers are derived for a range of modulations.
4. The SER results are used to derive diversity order and array gain results.
5. The high SNR results are simple, have a compact form and can be used to gain further insights into the effects of channel distribution information (CDI) on the performance of macrodiversity MIMO systems.

The rest of the paper is laid out as follows. Sec. II describes the system model and receiver types. Sec. III provides preliminary

D. A. Basnayaka, P. J. Smith and P. A. Martin are with the Department of Electrical and Computer Engineering, University of Canterbury, Christchurch, New Zealand. E-mail: {dush, p.smith, p.martin}@elec.canterbury.ac.nz.

D. A. Basnayaka is supported by a University of Canterbury International Doctoral Scholarship.

results which will be used throughout the paper. The main analysis is given in Secs. IV and V. Secs. VI and VII give numerical results and conclusions, respectively.

II. SYSTEM MODEL

The multiuser MIMO system investigated in this paper consists of N distributed single antenna users communicating with n_R distributed receive antennas in an independent flat Rayleigh fading environment. The $\mathcal{C}^{n_R \times 1}$ receive vector is given by

$$\mathbf{r} = \mathbf{H}\mathbf{s} + \mathbf{n}, \quad (1)$$

where the $\mathcal{C}^{N \times 1}$ data vector, $\mathbf{s} = (s_1, s_2, \dots, s_N)^T$, contains the transmitted symbols from the N users and it is normalized, so that $E\{|s_i|^2\} = 1$ for $i = 1, 2, \dots, N$. \mathbf{n} is the $\mathcal{C}^{n_R \times 1}$ additive-white-Gaussian-noise (AWGN) vector, $\mathbf{n} \sim \mathcal{CN}(\mathbf{0}, \sigma^2 \mathbf{I})$, which has independent entries with $E\{|n_i|^2\} = \sigma^2$, for $i = 1, 2, \dots, n_R$. The channel matrix contains independent elements, $H_{ik} \sim \mathcal{CN}(0, P_{ik})$, where $E\{|\mathbf{H}_{ik}|^2\} = P_{ik}$. A typical macrodiversity MU-MIMO multiple access channel (MAC) is shown in Fig. 1, where it is clear that the geographical spread of users and antennas creates a channel matrix \mathbf{H} , which has independent entries with different P_{ik} values. We define the $\mathcal{C}^{n_R \times N}$ matrix, $\mathbf{P} = \{P_{ik}\}$, which holds the average link powers due to shadowing, path fading, etc.

By assuming that perfect channel state information is available

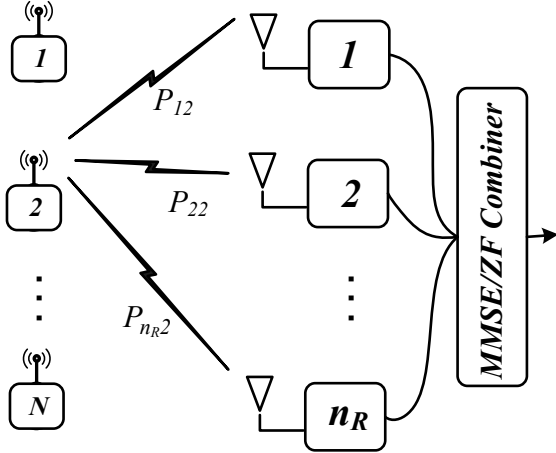


Fig. 1. System diagram. To reduce clutter, only paths from a single source are shown.

at the receiver side, we consider a system where channel adaptive linear combining is performed at the receiver to suppress multiple access interference [1]. Therefore, the $\mathcal{C}^{N \times 1}$ combiner output vector is $\tilde{\mathbf{r}} = \mathbf{V}^H \mathbf{r}$, where \mathbf{V} is an $\mathcal{C}^{n_R \times N}$ weight matrix. In this work, we consider two well-known linear combining schemes: MMSE and ZF. The structure of \mathbf{V} and the resulting output SINR/SNR for MMSE/ZF schemes are well-known and are given below. Without loss of generality, we assume that the index of the desired user is $i = 1$. The combining vector and output SINR of the MMSE receiver for user 1 are given by [3], [15] as

$$\mathbf{v}_1 = \mathbf{R}^{-1} \mathbf{h}_1, \quad (2)$$

$$\text{SINR} = \mathbf{h}_1^H \mathbf{R}^{-1} \mathbf{h}_1, \quad (3)$$

where

$$\mathbf{R} = \sum_{k \neq i}^N \mathbf{h}_k \mathbf{h}_k^H + \sigma^2 \mathbf{I}, \quad (4)$$

where $\mathbf{H} = (\mathbf{h}_1, \mathbf{h}_2, \dots, \mathbf{h}_N)$. Defining $\mathbf{v}_2, \dots, \mathbf{v}_N$ similarly gives $\mathbf{V} = (\mathbf{v}_1, \mathbf{v}_2, \dots, \mathbf{v}_N)$. The vectors, \mathbf{h}_k , clearly play an important role in MMSE combining and it is useful to define the covariance matrix of \mathbf{h}_k by $\mathbf{P}_k = E\{\mathbf{h}_k \mathbf{h}_k^H\} = \text{diag}(P_{1k}, P_{2k}, \dots, P_{n_R k})$. From [4], [5], the combining matrix, \mathbf{V} , and output SNR of the ZF receiver for $n_R \geq N$ are given by

$$\mathbf{V} = \mathbf{H} (\mathbf{H}^H \mathbf{H})^{-1} \quad (5)$$

and

$$\text{SNR} = \frac{1}{\sigma^2 \left[(\mathbf{H}^H \mathbf{H})^{-1} \right]_{11}}. \quad (6)$$

where $[\mathbf{B}]_{11}$ indicates the $(1, 1)^{th}$ element of matrix \mathbf{B} .

III. PRELIMINARIES

In this section, we derive some useful results which will be used extensively throughout the paper.

Lemma 1. [14] Let \mathbf{X} be an $n \times n$ random matrix with,

$$\mathbf{A} = E\{\mathbf{X} \circ \mathbf{X}\} \triangleq \begin{pmatrix} E\{|X_{11}|^2\} & E\{|X_{12}|^2\} & \dots \\ E\{|X_{21}|^2\} & E\{|X_{22}|^2\} & \dots \\ \dots & \dots & \dots \\ E\{|X_{n1}|^2\} & E\{|X_{n2}|^2\} & \dots \end{pmatrix}, \quad (7)$$

where \circ represents the Hadamard product. With this notation, the following identity holds.

$$E\{|\mathbf{X}^H \mathbf{X}|\} = \text{perm}(\mathbf{A}), \quad (8)$$

where $\text{perm}(\cdot)$ is the permanent of a square matrix defined in [16].

Proof: From the definition of the determinant of a generic matrix, $\mathbf{X} = \{X_{i,k}\}_{i,k=1 \dots n}$, we have

$$E\{|\mathbf{X}^H \mathbf{X}|\} = E\left\{ \sum_{\sigma} \text{sgn}(\sigma) \prod_{i=1}^n \bar{X}_{\sigma_i, i} \right\} \times \left\{ \sum_{\mu} \text{sgn}(\mu) \prod_{i=1}^n X_{\mu_i, i} \right\}, \quad (9)$$

where $\sigma = (\sigma_1, \sigma_2, \dots, \sigma_n)$ is a permutation of the integers $1, \dots, n$, the sum is over all permutations, and $\text{sgn}(\sigma)$ denotes the sign of the permutation. Since all the elements of \mathbf{X} are independent, the only terms giving non-zero value expectations are $\prod_{i=1}^n \bar{X}_{a_i, i} \prod_{i=1}^n X_{b_i, i}$, where permutation $a = b$. Hence,

using the permanent definition in [16] we have

$$E \left\{ \left| \mathbf{X}^H \mathbf{X} \right| \right\} = \sum_{\sigma} \prod_{i=1}^n A_{\sigma_i, i} = \text{perm}(\mathbf{A}). \quad (10)$$

Corollary 1. [14] Let \mathbf{X} be an $m \times n$ random matrix with, $E\{\mathbf{X} \circ \mathbf{X}\} = \mathbf{A}$, where \mathbf{A} is an $m \times n$ deterministic matrix and $m > n$. Then, the following identity holds.

$$E \left\{ \left| \mathbf{X}^H \mathbf{X} \right| \right\} = \text{Perm}(\mathbf{A}), \quad (11)$$

where $\text{Perm}(\mathbf{A})$ is the permanent of the rectangular matrix \mathbf{A} as defined in [16].

Proof: Using the Cauchy-Binet formula for the determinant of the product of two rectangular matrices, we can expand $|\mathbf{X}^H \mathbf{X}|$ as a sum of products of two square matrices. Each product of square matrices can be evaluated using Lemma 1. The resultant expression is seen to be the permanent of the rectangular matrix \mathbf{A} , which completes the proof. ■

Corollary 2. [14] Let \mathbf{X} be an $m \times n$ random matrix with, $E\{\mathbf{X} \circ \mathbf{X}\} = \mathbf{A}$, where \mathbf{A} is an $m \times n$ deterministic matrix and $m > n$. If the $m \times m$ deterministic matrix $\mathbf{\Sigma}$ is diagonal, then the following identity holds,

$$E \left\{ \left| \mathbf{X}^H \mathbf{\Sigma} \mathbf{X} \right| \right\} = \text{Perm}(\mathbf{\Sigma} \mathbf{A}). \quad (12)$$

Proof: The result follows directly from Lemma 1, and the fact that $\mathbf{\Sigma}^{\frac{1}{2}} \circ \mathbf{\Sigma}^{\frac{1}{2}} = \mathbf{\Sigma}$ for any diagonal matrix. ■

Next we give a definition for the elementary symmetric function (esf) of degree k in n variables X_1, X_2, \dots, X_n from [18]. Let $e_k(X_1, X_2, \dots, X_n)$ be the k^{th} degree esf,

$$e_k(X_1, X_2, \dots, X_n) = \sum_{1 \leq l_1 < l_2 < \dots < l_k \leq n} X_{l_1} \dots X_{l_k}. \quad (13)$$

It is apparent from (13) that $e_0(X_1, X_2, \dots, X_n) = 1$ and $e_n(X_1, X_2, \dots, X_n) = X_1 X_2 \dots X_n$. In general, the esf of degree k in n variables for any $k \leq n$ is formed by adding together all distinct products of k distinct variables.

Lemma 2. [18] let \mathbf{X} be an $n \times n$ complex symmetric positive definite matrix with eigenvalues $\lambda_1, \dots, \lambda_n$. Then, the following identity holds.

$$e_k(\lambda_1, \lambda_2, \dots, \lambda_n) = \text{Tr}_k(\mathbf{X}), \quad (14)$$

where

$$\text{Tr}_k(\mathbf{X}) = \begin{cases} \sum_{\sigma} |\mathbf{X}_{\sigma_{k,n}}| & 1 \leq k \leq n \\ 1 & k = 0 \\ 0 & k > n, \end{cases} \quad (15)$$

where $\sigma_{k,n}$ is an ordered subset of $\{n\} = \{1, \dots, n\}$ of length k and the summation over all such subsets. $\mathbf{X}_{\sigma_{\ell,n}}$ denotes the principal submatrix of \mathbf{X} formed by taking only the rows and columns indexed by $\sigma_{\ell,n}$.

In general, $\mathbf{X}_{\sigma_{\ell,n}^{\mu_{\ell,n}}}$ denotes the submatrix of \mathbf{X} formed by taking only the rows and columns indexed by $\sigma_{\ell,n}$ and $\mu_{\ell,n}$

respectively, where $\sigma_{\ell,n}$ and $\mu_{\ell,n}$ are length ℓ subsets of $\{1, 2, \dots, n\}$. If either $\sigma_{\ell,n}$ or $\mu_{\ell,n}$ contain the complete set, the corresponding subscript/superscript may be dropped. When $\sigma_{\ell,n} = \mu_{\ell,n}$, only one subscript/superscript may be shown for brevity.

Next, we present three axiomatic identities for permanents [14].

- *Axiom 1:* Let \mathbf{A} be an arbitrary $m \times n$ matrix, then

$$\sum_{\sigma} \text{Perm}((\mathbf{A})^{\sigma_{0,n}}) = \sum_{\sigma} \text{Perm}((\mathbf{A})_{\sigma_{0,m}}) = 1. \quad (16)$$

- *Axiom 2:* Let \mathbf{A} be an arbitrary $m \times n$ matrix, then

$$\sum_{\sigma} \text{Perm}((\mathbf{A})_{\sigma_{k,m}}) = \sum_{\sigma} \text{Perm}((\mathbf{A})^{\sigma_{k,n}}). \quad (17)$$

- *Axiom 3:* For an empty matrix, \mathbf{A} ,

$$\text{Perm}(\mathbf{A}) = 1. \quad (18)$$

IV. ZF ANALYSIS

In this section, we derive an approximate cdf for the output SNR of a ZF receiver, a high SNR approximation to SER and also consider some special cases. The following pdfs for the columns of the channel matrix are used throughout the analysis.

$$f(\mathbf{h}_k) = \frac{1}{\pi^{n_R} |\mathbf{P}_k|} e^{-\mathbf{h}_k^H \mathbf{P}_k^{-1} \mathbf{h}_k}, \quad (19)$$

for $k = 1, 2, \dots, N$.

A. CDF Approximations

The output SNR of a ZF receiver in (6) can be written as

$$\tilde{Z} = \frac{1}{\sigma^2} \mathbf{h}_1^H \left(\mathbf{I} - \mathbf{H}_2 \left(\mathbf{H}_2^H \mathbf{H}_2 \right)^{-1} \mathbf{H}_2^H \right) \mathbf{h}_1 \quad (20)$$

$$= \frac{1}{\sigma^2} \mathbf{h}_1^H \mathbf{M} \mathbf{h}_1, \quad (21)$$

where $\mathbf{M} = \mathbf{I} - \mathbf{H}_2 \left(\mathbf{H}_2^H \mathbf{H}_2 \right)^{-1} \mathbf{H}_2^H$ and $\mathbf{H} = (\mathbf{h}_1 \mathbf{H}_2)$. Following the analysis in [12], the characteristic function (cf) of \tilde{Z} is given by

$$\phi_{\tilde{Z}}(t) = E \left\{ e^{jt\tilde{Z}} \right\} = E \left\{ e^{\frac{jt}{\sigma^2} \mathbf{h}_1^H \mathbf{M} \mathbf{h}_1} \right\}. \quad (22)$$

Conditioning on \mathbf{H}_2 , the expectation over \mathbf{h}_1 in (22) can be solved as in [12] to obtain

$$\phi_{\tilde{Z}}(t|\mathbf{H}_2) = \frac{1}{|\mathbf{I} - jt \frac{1}{\sigma^2} \mathbf{M} \mathbf{P}_1|}. \quad (23)$$

Substituting for \mathbf{M} in (23) gives

$$\phi_{\tilde{Z}}(t|\mathbf{H}_2) = \frac{1}{\left| \mathbf{I} - \frac{jt}{\sigma^2} \mathbf{P}_1 + \frac{jt}{\sigma^2} \mathbf{H}_2 \left(\mathbf{H}_2^H \mathbf{H}_2 \right)^{-1} \mathbf{H}_2^H \mathbf{P}_1 \right|} \quad (24)$$

$$= \frac{1}{|\mathbf{D}| \left| \mathbf{I} + \frac{jt}{\sigma^2} \mathbf{H}_2 \left(\mathbf{H}_2^H \mathbf{H}_2 \right)^{-1} \mathbf{H}_2^H \mathbf{P}_1 \mathbf{D}^{-1} \right|} \quad (25)$$

$$= \frac{|\mathbf{H}_2^H \mathbf{H}_2|}{|\mathbf{D}| \left| \mathbf{H}_2^H \mathbf{H}_2 + \frac{jt}{\sigma^2} \mathbf{H}_2^H \mathbf{P}_1 \mathbf{D}^{-1} \mathbf{H}_2 \right|}, \quad (26)$$

where $\mathbf{D} = \mathbf{I} - \frac{1}{\sigma^2} jt \mathbf{P}_1$. Simplifying (26) gives

$$\phi_{\tilde{Z}}(t|\mathbf{H}_2) = \frac{|\mathbf{H}_2^H \mathbf{H}_2|}{|\mathbf{D}| |\mathbf{H}_2^H \mathbf{D}^{-1} \mathbf{H}_2|}. \quad (27)$$

The full cf can then be obtained by averaging the conditional cf in (27), to give

$$\phi_{\tilde{Z}}(t) = \frac{1}{|\mathbf{D}|} E \left\{ \frac{|\mathbf{H}_2^H \mathbf{H}_2|}{|\mathbf{H}_2^H \mathbf{D}^{-1} \mathbf{H}_2|} \right\}, \quad (28)$$

where expectation is over \mathbf{H}_2 . An exact analysis of (28) is extremely cumbersome. However, for the dual source scenario where $N = 2$, (28) can be solved in closed form [22]. Even for $N = 2$, the resulting exact expressions are complex. Hence, for arbitrary N we use a Laplace type approximation as in [12] to approximate and simplify the cf. This approximation has some motivation in the work of [23] and [14], [24]. It can also be thought of as a first order delta expansion [25]. This approach gives

$$\phi_{\tilde{Z}}(t) \simeq \frac{1}{|\mathbf{D}|} \frac{E \left\{ |\mathbf{H}_2^H \mathbf{H}_2| \right\}}{E \left\{ |\mathbf{H}_2^H \mathbf{D}^{-1} \mathbf{H}_2| \right\}}. \quad (29)$$

Applying Lemma 1 to (29) gives

$$\phi_{\tilde{Z}}(t) \simeq \frac{\text{Perm}(\mathbf{Q}_2)}{|\mathbf{D}| \text{Perm}(\mathbf{D}^{-1} \mathbf{Q}_2)}, \quad (30)$$

where the $n_R \times (N-1)$ matrix \mathbf{Q}_2 is defined by $\mathbf{Q}_2 = E \{ \mathbf{H}_2 \circ \mathbf{H}_2 \}$. $\mathbf{P} = (\mathbf{p}_1 \mathbf{Q}_2)$, and $\mathbf{p}_1 = (P_{11}, P_{21}, \dots, P_{n_R 1})^T$. From Appendix A, the denominator in (30) can be expanded as

$$|\mathbf{D}| \text{Perm}(\mathbf{D}^{-1} \mathbf{Q}_2) = \sum_{i=0}^L (-jt)^i \tilde{\varphi}_i, \quad (31)$$

where

$$\tilde{\varphi}_i = \sum_{\sigma} \text{Tr}_i \left((\mathbf{P}_1)_{\sigma_{L, n_R}} \right) \text{perm} \left((\mathbf{Q}_2)_{\sigma_{N-1, n_R}}^{\{N-1\}} \right) (\sigma^2)^{-i}. \quad (32)$$

Since $\text{perm} \left((\mathbf{Q}_2)_{\sigma_{N-1, n_R}}^{\{N-1\}} \right)$ is independent of t , it is clear from (32) that $|\mathbf{D}| \text{Perm}(\mathbf{D}^{-1} \mathbf{Q}_2)$ is a polynomial in t of degree

L . Hence, (30) becomes

$$\phi_{\tilde{Z}}(t) \approx \frac{\text{Perm}(\mathbf{Q}_2)}{\sum_{i=0}^L (-jt)^i \tilde{\varphi}_i} \quad (33)$$

$$= \frac{\text{Perm}(\mathbf{Q}_2)}{\tilde{\varphi}_L \sum_{i=0}^L \left(\frac{\tilde{\varphi}_i}{\tilde{\varphi}_L} \right) (-jt)^i} \quad (34)$$

$$= \frac{\text{Perm}(\mathbf{Q}_2)}{\tilde{\varphi}_L \prod_{i=1}^L (\tilde{\omega}_i - jt)} \quad (35)$$

$$= \frac{\text{Perm}(\mathbf{Q}_2)}{\tilde{\varphi}_L} \sum_{i=1}^L \frac{\tilde{\eta}_i}{\tilde{\omega}_i - jt}, \quad (36)$$

where $\tilde{\omega}_i > 0$ for all i from Descartes rule of signs for the polynomial in (34) and

$$\tilde{\eta}_i = \frac{1}{\prod_{k \neq i}^{n_R} (\tilde{\omega}_k - \tilde{\omega}_i)}. \quad (37)$$

It is clear from (30) that $\phi_{\tilde{Z}}(0) = 1$, since $\mathbf{D} = \mathbf{I}$ when $t = 0$. Therefore, the cf will produce a valid pdf after inversion [19]. From [20], the pdf and cdf of \tilde{Z} are given by

$$f_{\tilde{Z}}(z) = \frac{1}{2\pi} \int_{-\infty}^{\infty} \phi_{\tilde{Z}}(t) e^{-jtz} dt, \quad (38)$$

$$F_{\tilde{Z}}(z) = \frac{1}{2\pi} \int_0^z \int_{-\infty}^{\infty} \phi_{\tilde{Z}}(t) e^{-jtx} dt dx. \quad (39)$$

Substituting (36) in (38) gives the approximate pdf

$$\hat{f}_{\tilde{Z}}(z) = \frac{\text{Perm}(\mathbf{Q}_2)}{2\pi \tilde{\varphi}_L} \sum_{i=1}^L \tilde{\eta}_i \int_{-\infty}^{\infty} \frac{e^{-jtz}}{\tilde{\omega}_i - jt} dt. \quad (40)$$

Applying the following integral identity from [21],

$$\int_{-\infty}^{\infty} \frac{e^{-jpx}}{(\beta - jx)^v} dx = \begin{cases} \frac{2\pi p^{v-1} e^{-\beta p}}{\Gamma(v)} & p > 0 \\ 0 & p < 0, \end{cases} \quad [Re(v) > 0, Re(\beta) > 0], \quad (41)$$

we obtain the approximate pdf of \tilde{Z} as

$$\hat{f}_{\tilde{Z}}(z) = \frac{\text{Perm}(\mathbf{Q}_2)}{\tilde{\varphi}_L} \sum_{i=1}^L \tilde{\eta}_i e^{-\tilde{\omega}_i z}, \quad (42)$$

and the approximate cdf of \tilde{Z} becomes

$$\hat{F}_{\tilde{Z}}(z) = \frac{\text{Perm}(\mathbf{Q}_2)}{\tilde{\varphi}_L} \sum_{i=1}^L \frac{\tilde{\eta}_i}{\tilde{\omega}_i} (1 - e^{-\tilde{\omega}_i z}). \quad (43)$$

The final pdf approximation in (42) has a remarkably simple form as a generalized mixture of L exponentials where $L = n_R - N + 1$.

B. High SNR Approximations

The cf in (28) is a ratio of determinants, where $\mathbf{D} = \mathbf{I} - \frac{1}{\sigma^2} jt \mathbf{P}_1$. As the SNR grows, $\sigma^2 \rightarrow 0$ and keeping only the dominant power of σ^2 in (28) gives

$$\phi_{\tilde{Z}}(t) = \tilde{K}_0 \left(\frac{\sigma^2}{-jt} \right)^{n_R - N + 1}, \quad (44)$$

where

$$\tilde{K}_0 = \frac{1}{|\mathbf{P}_1|} E \left\{ \frac{|\mathbf{H}_2^H \mathbf{H}_2|}{|\mathbf{H}_2^H \mathbf{P}_1^{-1} \mathbf{H}_2|} \right\}. \quad (45)$$

Following the mgf based approach in [26], the SER of a macrodiversity ZF receiver can be evaluated for M -PSK modulation as

$$\tilde{P}_s = \frac{1}{\pi} \int_0^T \mathcal{M}_{\tilde{Z}} \left(-\frac{g}{\sin^2 \theta} \right) d\theta. \quad (46)$$

where $\mathcal{M}_{\tilde{Z}}(s) = \phi_{\tilde{Z}}(-js)$, $g = \sin^2(\pi/M)$ and $T = \frac{(M-1)\pi}{M}$. Note that linear combinations of equations of the form given in (46) also give SERs for M -QAM in the usual way [26]. Substituting (44) in (46) gives

$$\tilde{P}_s^\infty = \left(\tilde{G}_a \bar{\gamma} \right)^{-\tilde{G}_d} + o \left(\bar{\gamma}^{-\tilde{G}_d} \right), \quad (47)$$

where $o(\cdot)$ is the standard little-o notation and the average SNR is $\bar{\gamma} = \frac{1}{\sigma^2}$. The diversity gain and array gain in (47) are given by

$$\tilde{G}_d = n_R - N + 1, \quad \tilde{G}_a = \left(\tilde{K}_0 \tilde{\mathcal{I}} \right)^{-1/(n_R - N + 1)},$$

where $\tilde{\mathcal{I}}$ is given by

$$\tilde{\mathcal{I}} = \frac{1}{\pi} \int_0^T \left(\frac{\sin^2 \theta}{g} \right)^{(n_R - N + 1)} d\theta. \quad (48)$$

The high SNR expression derived in (47) will be exact, if and only if \tilde{K}_0 is exact. An exact calculation of \tilde{K}_0 for the $N = 2$ case is presented in [22] and shown to have a complex expression. This work suggests that in the general case an exact calculation is likely to be either excessively complicated or intractable. Hence, in this work, we use a Laplace type approximation for \tilde{K}_0 in (45) to obtain a more compact and insightful expression. Hence, we use the following approximation

$$\tilde{K}_0 \simeq \frac{1}{|\mathbf{P}_1|} \frac{E \left\{ |\mathbf{H}_2^H \mathbf{H}_2| \right\}}{E \left\{ |\mathbf{H}_2^H \mathbf{P}_1^{-1} \mathbf{H}_2| \right\}}. \quad (49)$$

Using Lemma 1, (49) is given by

$$\tilde{K}_0 \simeq \frac{\text{Perm}(\mathbf{Q}_2)}{|\mathbf{P}_1| \text{Perm}(\mathbf{P}_1^{-1} \mathbf{Q}_2)}. \quad (50)$$

Note that when $N = 2$, approximate \tilde{K}_0 has simpler expression [12], which gives

$$\tilde{K}_0 \simeq \frac{\text{Tr}(\mathbf{P}_2)}{|\mathbf{P}_1| \text{Tr}(\mathbf{P}_1^{-1} \mathbf{P}_2)}. \quad (51)$$

V. MMSE ANALYSIS

A. CDF Approximations

In this section, we derive the approximate cdf of the output SINR of an MMSE receiver and a high SNR approximation to the SER. Let Z be the output SINR of an MMSE receiver given by (3). Following the same procedure as in the ZF analysis,

the cf of Z is

$$\phi_Z(t) = E \left\{ e^{jtZ} \right\} = E \left\{ e^{jt \mathbf{h}_1^H \mathbf{R}^{-1} \mathbf{h}_1} \right\}. \quad (52)$$

Next, the cf conditioned on \mathbf{H}_2 becomes [12]

$$\phi_Z(t|\mathbf{H}_2) = \frac{1}{|\mathbf{I} - jt \mathbf{R}^{-1} \mathbf{P}_1|}. \quad (53)$$

Since $\mathbf{R} = \sigma^2 \mathbf{I} + \mathbf{H}_2 \mathbf{H}_2^H$, the conditional cf in (53) becomes

$$\phi_Z(t|\mathbf{H}_2) = \frac{1}{|\mathbf{I} - jt (\sigma^2 \mathbf{I} + \mathbf{H}_2 \mathbf{H}_2^H)^{-1} \mathbf{P}_1|} \quad (54)$$

$$= \frac{|\sigma^2 \mathbf{I} + \mathbf{H}_2 \mathbf{H}_2^H|}{|\sigma^2 \mathbf{I} - jt \mathbf{P}_1 + \mathbf{H}_2 \mathbf{H}_2^H|}. \quad (55)$$

Using the determinant identity, $|\mathbf{I} + \mathbf{X} \mathbf{X}^H| = |\mathbf{I} + \mathbf{X}^H \mathbf{X}|$, where the rank of the identity matrix is obvious from the context, in (55) along with some simple algebra, we get

$$\phi_Z(t|\mathbf{H}_2) = \frac{|\sigma^2 \mathbf{I} + \mathbf{H}_2^H \mathbf{H}_2|}{|\mathbf{D}| |\sigma^2 \mathbf{I} + \mathbf{H}_2^H \mathbf{D}^{-1} \mathbf{H}_2|}, \quad (56)$$

where $\mathbf{D} = \mathbf{I} - \frac{1}{\sigma^2} jt \mathbf{P}_1$. Note the similarity of (56) with [12, eq. 14]. Then, the full cf can be solved by averaging the conditional cf in (56) over \mathbf{H}_2 . Hence,

$$\phi_Z(t) = \frac{1}{|\mathbf{D}|} E \left\{ \frac{|\sigma^2 \mathbf{I} + \mathbf{H}_2^H \mathbf{H}_2|}{|\sigma^2 \mathbf{I} + \mathbf{H}_2^H \mathbf{D}^{-1} \mathbf{H}_2|} \right\}. \quad (57)$$

Using a similar approach as in the ZF analysis we approximate (57) to get

$$\phi_Z(t) \simeq \frac{1}{|\mathbf{D}|} \frac{E \left\{ |\sigma^2 \mathbf{I} + \mathbf{H}_2^H \mathbf{H}_2| \right\}}{E \left\{ |\sigma^2 \mathbf{I} + \mathbf{H}_2^H \mathbf{D}^{-1} \mathbf{H}_2| \right\}}. \quad (58)$$

In Appendix B we obtain the expectation in the numerator of (58) as

$$E \left\{ |\sigma^2 \mathbf{I} + \mathbf{H}_2^H \mathbf{H}_2| \right\} = \sum_{k=0}^{N-1} \sum_{\sigma} \text{Perm}((\mathbf{Q}_2)^{\sigma_{k,N-1}}) (\sigma^2)^{N-k-1}. \quad (59)$$

Appendix C gives the denominator of (58) as

$$|\mathbf{D}| E \left\{ |\sigma^2 \mathbf{I} + \mathbf{H}_2^H \mathbf{D}^{-1} \mathbf{H}_2| \right\} = \sum_{i=0}^{n_R} (-jt)^i \varphi_i, \quad (60)$$

where

$$\varphi_i = \sum_{k=0}^{N-1} \hat{\varphi}_{ik} (\sigma^2)^{N-i-k-1}. \quad (61)$$

Substituting (59) and (60) in (58) we get,

$$\phi_Z(t) \simeq \frac{\sum_{k=0}^{N-1} \sum_{\sigma} \text{Perm}((\mathbf{Q}_2)^{\sigma_{k,N-1}}) (\sigma^2)^{N-k-1}}{\sum_{i=0}^{n_R} (-jt)^i \varphi_i} \quad (62)$$

$$= \frac{\Theta(\mathbf{Q}_2)}{\varphi_{n_R} \sum_{i=0}^{n_R} \left(\frac{\varphi_i}{\varphi_{n_R}}\right) (-jt)^i} \quad (63)$$

$$= \frac{\Theta(\mathbf{Q}_2)}{\varphi_{n_R} \prod_{i=1}^{n_R} (\omega_i - jt)}, \quad (64)$$

where $\tilde{\omega}_i > 0$ for all i from Descartes rule of signs and

$$\Theta(\mathbf{Q}_2) = \sum_{k=0}^{N-1} \sum_{\sigma} \text{Perm}((\mathbf{Q}_2)^{\sigma_{k,N-1}}) (\sigma^2)^{N-k-1}. \quad (65)$$

The final expression for $\phi_Z(t)$ then becomes

$$\phi_Z(t) \approx \frac{\Theta(\mathbf{Q}_2)}{\varphi_{n_R}} \sum_{i=1}^{n_R} \frac{\eta_i}{\omega_i - jt}, \quad (66)$$

where

$$\eta_i = \frac{1}{\prod_{k \neq i}^{n_R} (\omega_k - \omega_i)}. \quad (67)$$

As in the ZF analysis, the pdf and cdf of Z are given by

$$f_Z(z) = \frac{1}{2\pi} \int_{-\infty}^{\infty} \phi_Z(t) e^{-jtz} dt, \quad (68)$$

$$F_Z(z) = \frac{1}{2\pi} \int_0^z \int_{-\infty}^{\infty} \phi_Z(t) e^{-jtx} dt dx. \quad (69)$$

Using the identity in (41) to solve (68) and (69) we get the approximate pdf of Z as

$$\hat{f}_Z(z) = \frac{\Theta(\mathbf{Q}_2)}{\varphi_{n_R}} \sum_{i=1}^{n_R} \eta_i e^{-\omega_i z}, \quad (70)$$

and the cdf of Z becomes

$$\hat{F}_Z(z) = \frac{\Theta(\mathbf{Q}_2)}{\varphi_{n_R}} \sum_{i=1}^{n_R} \frac{\eta_i}{\omega_i} (1 - e^{-\omega_i z}). \quad (71)$$

In contrast to (42), where the ZF SNR is a generalized mixture of L exponentials, (70) can be identified as a generalized mixture of $n_R \geq L$ exponentials. Since the MMSE SINR has more mixing parameters (n_R rather than L) it might be expected that these increased degrees of freedom will result in a better approximation. Alternatively, the more concise ZF result may provide a simpler expression for use in system design and understanding. These issues are considered in Sec. VII.

B. High SNR Approximations

The cf in (58) is a ratio of determinants. As the SNR grows, $\sigma^2 \rightarrow 0$ and keeping only the dominant power of σ^2 in (58) gives

$$\phi(t) = K_0(-jt) \left(\frac{\sigma^2}{-jt} \right)^{n_R - N + 1}, \quad (72)$$

where

$$K_0(s) = \frac{1}{|\mathbf{P}_1|} E \left\{ \frac{|\mathbf{H}_2^H \mathbf{H}_2|}{|\mathbf{H}_2^H \mathbf{P}_1^{-1} \mathbf{H}_2 + s \mathbf{I}|} \right\}. \quad (73)$$

Hence, from (46), the SER at high SNR becomes

$$P_s^\infty = \frac{1}{\pi} \int_0^T \left(\frac{\sigma^2 \sin^2 \theta}{g} \right)^{n_R - N + 1} K_0 \left(\frac{g}{\sin^2 \theta} \right) d\theta. \quad (74)$$

As in the ZF analysis, an exact calculation of K_0 appears difficult and we use the Laplace-type approximation again to give

$$K_0(s) \simeq \frac{1}{|\mathbf{P}_1|} \frac{E \left\{ |\mathbf{H}_2^H \mathbf{H}_2| \right\}}{E \left\{ |s \mathbf{I} + \mathbf{H}_2^H \mathbf{P}_1^{-1} \mathbf{H}_2| \right\}}. \quad (75)$$

From Lemma 1 and (59), we have

$$K_0(s) \simeq \frac{\text{Perm}(\mathbf{Q}_2)}{|\mathbf{P}_1| \left(\sum_{i=0}^{N-1} \zeta_i s^{N-i-1} \right)}, \quad (76)$$

$$= \frac{\text{Perm}(\mathbf{Q}_2) \left(\prod_{i=1}^{N-1} \vartheta_i \right)}{|\mathbf{P}_1| \left(\prod_{i=1}^{N-1} \vartheta_i \right) \prod_{i=1}^{N-1} (\vartheta_i + s)}, \quad (77)$$

$$= \frac{\text{Perm}(\mathbf{Q}_2)}{|\mathbf{P}_1| \zeta_{N-1}} \sum_{i=1}^{N-1} \frac{\chi_i}{\vartheta_i + s}, \quad (78)$$

where $\zeta_i = \sum_{\sigma} \text{Perm} \left(\left(\mathbf{P}_1^{-1} \mathbf{Q}_2 \right)^{\sigma_{i,N-1}} \right)$ and $-\vartheta_i$ are the roots of $\sum_{i=0}^{N-1} \zeta_i s^{N-i-1}$. Since $\zeta_{N-1} = \text{Perm}(\mathbf{P}_1^{-1} \mathbf{Q}_2)$, $K_0(s)$ in (78) becomes

$$K_0(s) \simeq \frac{\text{Perm}(\mathbf{Q}_2)}{|\mathbf{P}_1| \text{Perm}(\mathbf{P}_1^{-1} \mathbf{Q}_2)} \sum_{i=1}^{N-1} \frac{\chi_i}{\vartheta_i + s}, \quad (79)$$

where

$$\chi_i = \frac{\zeta_{N-1}}{\prod_{k \neq i}^{N-1} (\vartheta_k - \vartheta_i)}. \quad (80)$$

From (74) and (79), we obtain

$$P_s^\infty = (G_a \bar{\gamma})^{-G_d} + o(\bar{\gamma}^{-G_d}), \quad (81)$$

where the diversity order and array gain, G_d and G_a respectively, are given by

$$G_d = n_R - N + 1, \quad (82)$$

and

$$G_a = \frac{\text{Perm}(\mathbf{Q}_2)}{|\mathbf{P}_1| \text{Perm}(\mathbf{P}_1^{-1} \mathbf{Q}_2)} \mathcal{I}(\mathbf{P}), \quad (83)$$

where

$$\mathcal{I}(\mathbf{P}) = \frac{1}{\pi g^L} \sum_{i=1}^{N-1} \frac{\chi_i}{\vartheta_i} \int_0^T \frac{(\sin^2 \theta)^{L+1}}{\frac{g}{\vartheta_i} + \sin^2 \theta} d\theta. \quad (84)$$

The integrals in (84) can be solved in closed form as in [22]. Hence, the final result becomes

$$\mathcal{I}(\mathbf{P}) = \frac{1}{g^L} \sum_{i=1}^{N-1} \frac{\chi_i}{\vartheta_i} J_{L+1} \left(T, \frac{g}{\vartheta_i} \right), \quad (85)$$

where

$$J_m(c, a) = \frac{1}{\pi} \int_0^c \frac{\sin^{2m} \theta}{a + \sin^2 \theta} d\theta. \quad (86)$$

VI. SPECIAL CASES

In this section we present the special case where $n_R = N$, i.e., the system schedules as many simultaneous users as the number of receive antennas. In this particular scenario, the ZF cdf analysis in Sec. IV-A has an intriguing form. From (30), the cf of \tilde{Z} becomes

$$\phi_{\tilde{Z}}(t) \simeq \frac{\text{Perm}(\mathbf{Q}_2)}{|\mathbf{D}| \text{Perm}(\mathbf{D}^{-1} \mathbf{Q}_2)}. \quad (87)$$

When $n_R = N$, the denominator of (87) simplifies to give,

$$|\mathbf{D}| \text{Perm}(\mathbf{D}^{-1} \mathbf{Q}_2) = \sum_{i=1}^{n_R} \left(1 - \frac{j t}{\sigma^2} P_{i1} \right) \text{perm}(\mathbf{Q}_{i2}), \quad (88)$$

where \mathbf{Q}_{i2} is \mathbf{Q}_2 with the i^{th} row removed. Then, (87) simplifies to

$$\phi_{\tilde{Z}}(t) \simeq \frac{\text{Perm}(\mathbf{Q}_2)}{\sum_{i=1}^{n_R} \text{perm}(\mathbf{Q}_{i2}) - \frac{j t}{\sigma^2} \sum_{i=1}^{n_R} P_{i1} \text{perm}(\mathbf{Q}_{i2})}, \quad (89)$$

$$= \frac{\text{Perm}(\mathbf{Q}_2)}{\text{Perm}(\mathbf{Q}_2) - \frac{j t}{\sigma^2} \text{perm}(\mathbf{P})}. \quad (90)$$

Inverting the cf expression in (90) gives the approximate pdf of \tilde{Z} as the simple exponential

$$\hat{f}_{\tilde{Z}}(z) = \sigma^2 \theta e^{-\sigma^2 \theta z}, \quad (91)$$

where $\theta = \text{Perm}(\mathbf{Q}_2) / \text{perm}(\mathbf{P})$.

VII. SIMULATIONS AND NUMERICAL RESULTS

In this section, we simulate the macrodiversity system shown in Fig. 2, where three base stations (BSs) collaborate via a central backhaul processing (BPU) in the shaded three sector cluster. This simulation environment was also used in [12] and is sometimes referred to as an edge-excited cell. We consider the three BS scenario having either a single antenna or two antennas each to give $n_R = 3$ or $n_R = 6$ respectively. In the shaded coverage area of this edge-excited cell, we drop three or four users uniformly in space giving $N = 3$ or $N = 4$. For each user, lognormal shadow fading and path loss is considered, where the standard deviation of the shadowing is 8dB and the path loss exponent is $\gamma = 3.5$. The transmit power of the sources is scaled so that the best signal received at the three BS locations is greater than 3dB at least 95% of the time. Even though the analysis in this paper is valid for any set of channel powers, the above methodology allows us to investigate the accuracy of the performance matrices for realistic sets of channel powers.

In Figs. 3, 4 and 5, the case of three single antenna users

and three distributed BSs with a single receiver antenna is considered. Here, we investigate both the approximate SINR distributions and the approximate SER results for an MMSE receiver. In Fig. 3, the approximate cdfs of the output SINR are plotted alongside the simulated cdfs. Results are shown for four random drops and, the results are for a particular user (the first of the three). The agreement between the cdfs is shown to be excellent. Note that this agreement is good across all drops, from D1 which has a very poor SINR performance to D4 with a much higher SINR performance. The use of physically motivated drops rather than ad-hoc scenarios is useful as it assesses the accuracy of the analysis in plausible channel conditions.

In Fig. 4, the approximate SER curve is plotted alongside the simulated values. Results are shown for three drops and QPSK modulation. The agreement between the SER results is shown to be excellent across all three drops at SERs below 10^{-2} . Again, this agreement is observed over a wide range with D1 having much higher SERs than D3. In Fig. 4 and also in Figs. 6-7 the SER is plotted against the transmit SNR, $\bar{\gamma}$. This is chosen instead of the receive SNR to separate the curves so that the drops are visible and are not all superimposed, which tends to happen when SER is plotted against receive SNR.

In Fig. 5, the approximate cdfs of the SNR are plotted alongside the simulated cdfs for a ZF receiver. Results are shown for four random drops. This is the companion plot to Fig. 3 with the same system but a ZF receiver rather than an MMSE receiver. The accuracy of the results in Fig. 3 and Fig. 5 is interesting, especially when you observe that the Fig. 3 analysis uses (71), a simple mixture of 3 exponentials, and Fig. 5 uses (43) which is a single exponential in this case.

In Fig. 6 and 7, the case of four single antenna users and six distributed receive antennas (two at each BS location) is considered. High SNR SER curves are plotted alongside the simulated values. Results are shown for both MMSE (Fig. 6) and ZF (Fig. 7) with QPSK modulation. The agreement between the simulated SER and the high SNR approximation is shown to be less accurate than in Fig. 4, with very close agreement requiring low error rates around 10^{-4} . This is unsurprising, as the greater number of system dimensions gives greater freedom for the channel powers to vary substantially over the links.

VIII. CONCLUSION

The performance of MMSE and ZF receivers in a macrodiversity layout is a long-standing, unsolved research problem. In this paper, we make the first major progress towards solving this problem for the general case of an arbitrary number of transmit and receive antennas. The analysis is based on a derivation which targets the characteristic function of the output SINR. This leads to an expected value which is highly complex in its exact form, but can be simplified by the use of an extended Laplace type approximation. This methodology is able to produce approximate results for both the SINR distribution and the SER which are simple enough to be employed as the basis of a scheduling algorithm. The SINR distribution is shown to have a remarkably simple form as

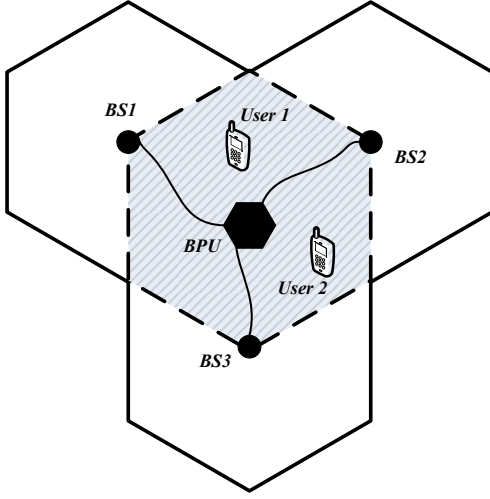


Fig. 2. Network MIMO/edge-excited cell scenario where three base stations serve users in a three-sector cluster. To reduce clutter, only two users are shown.

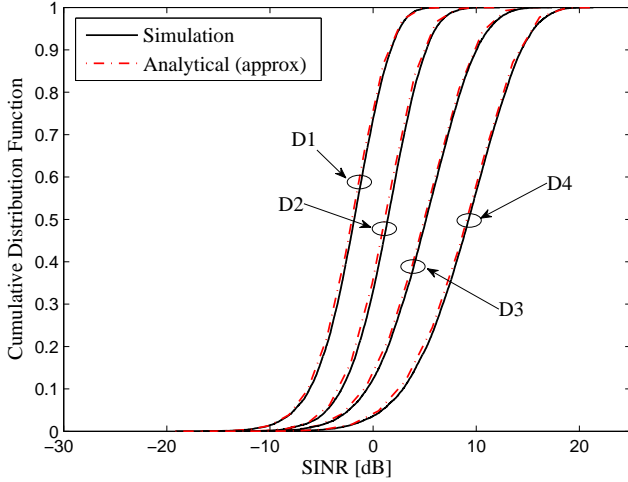


Fig. 3. Approximate and simulated SINR cdf results for the $N = 3$, $n_R = 3$ scenario. Results are shown for the first of three users for four arbitrary drops and a MMSE receiver.

a generalized mixture of exponentials. Also, the asymptotic SER results produce a remarkably compact metric which captures a large part of the functional relationship between the macrodiversity power profile and SER. In addition, since both SINR and SER results are available, scheduling can be performed on the basis of either metric.

APPENDIX A CALCULATION OF $|\mathbf{D}| \text{Perm}(\mathbf{D}^{-1}\mathbf{Q}_2)$

The permanent of the denominator in (30) can be expanded as

$$\text{Perm}(\mathbf{D}^{-1}\mathbf{Q}_2) = \sum_{\sigma} \text{perm}\left(\left(\mathbf{D}^{-1}\mathbf{Q}_2\right)_{\sigma_{N-1}, n_R}^{\{N-1\}}\right), \quad (92)$$

where σ_{N-1, n_R} is an ordered subset of $\{n_R\} = \{1, 2, \dots, n_R\}$ of length $N-1$ and the sum is over all $\binom{n_R}{N-1}$ such subsets. Noting the fact that $\text{perm}(\mathbf{\Sigma}\mathbf{X}) = |\mathbf{\Sigma}| \text{perm}(\mathbf{X})$,

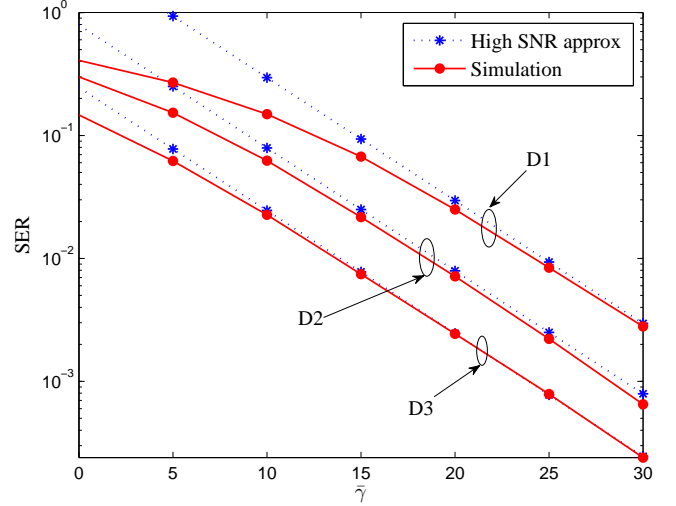


Fig. 4. Approximate and simulated SER results for the $N = 3$, $n_R = 3$ scenario with QPSK modulation. Results are shown for the first of the three users for three arbitrary drops and a MMSE receiver.

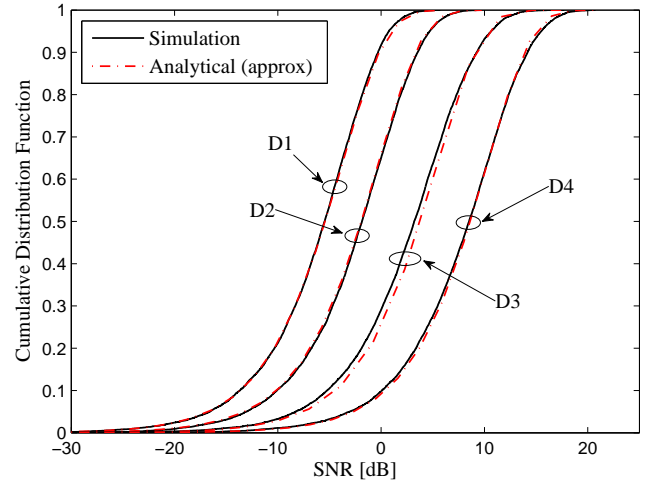


Fig. 5. Approximate and simulated SNR cdf results for the $N = 3$, $n_R = 3$ scenario. Results are shown for the first of three users for four arbitrary drops and a ZF receiver.

for a square diagonal matrix $\mathbf{\Sigma}$ and (17), (92) can be further simplified to give

$$\text{Perm}(\mathbf{D}^{-1}\mathbf{Q}_2) = \sum_{\sigma} \frac{\text{perm}\left(\left(\mathbf{Q}_2\right)_{\sigma_{N-1}, n_R}^{\{N-1\}}\right)}{|\mathbf{D}_{\sigma_{N-1}, n_R}^{\{N-1\}}|}. \quad (93)$$

Using (93), the denominator in (30) becomes

$$|\mathbf{D}| \text{Perm}(\mathbf{D}^{-1}\mathbf{Q}_2) = \sum_{\sigma} |\mathbf{D}_{\bar{\sigma}_{L, n_R}}| \times \text{perm}\left(\left(\mathbf{Q}_2\right)_{\sigma_{N-1}, n_R}^{\{N-1\}}\right), \quad (94)$$

where $\bar{\sigma}_{L, n_R}$ is the ordered subset of length L of $\{1, 2, \dots, n_R\}$ which does not belong to σ_{N-1, n_R} and $L =$

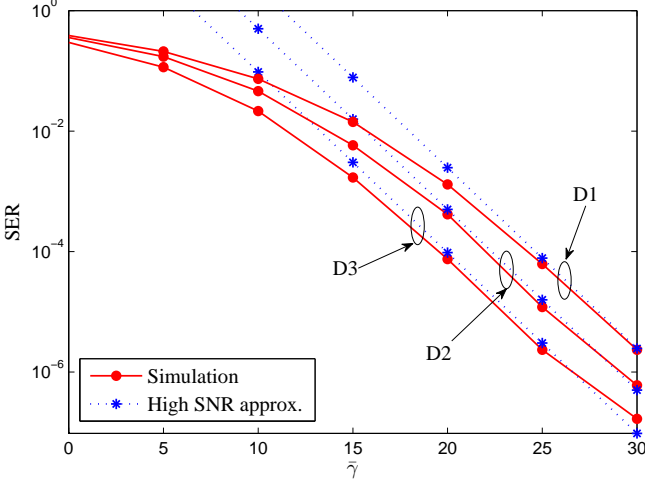


Fig. 6. Approximate and simulated SER results for $N = 4$, $n_R = 6$, i.e., two receive antennas at each BS with QPSK modulation. Results are shown for the first of four users for three arbitrary drops and a MMSE receiver.

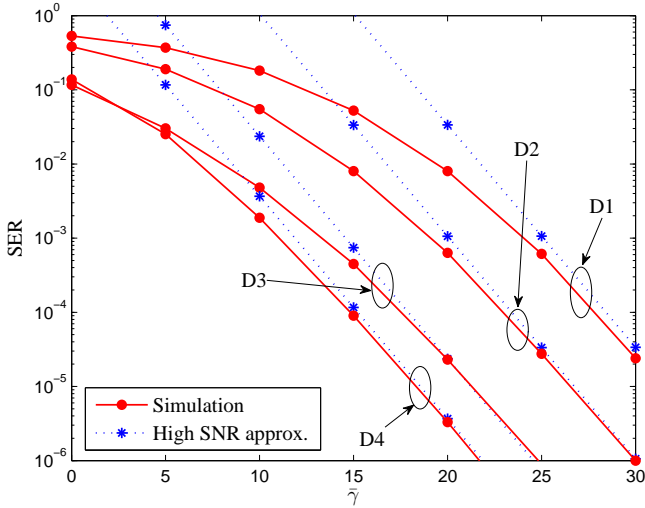


Fig. 7. Approximate and simulated SER results for the $N = 4$, $n_R = 6$, i.e., two receive antenna at each BS scenario with QPSK modulation. Results are shown for the first of four users for four arbitrary drops and a ZF receiver.

$n_R - N + 1$. Expanding $\left| \mathbf{D}_{\bar{\sigma}_L, n_R} \right|$ gives

$$\left| \mathbf{D}_{\bar{\sigma}_L, n_R} \right| = \sum_{i=0}^L \left(\frac{-jt}{\sigma^2} \right)^i \text{Tr}_i \left((\mathbf{P}_1)_{\bar{\sigma}_L, n_R} \right). \quad (95)$$

Substituting (95) in (94) gives the desired result

$$|\mathbf{D}| \text{Perm} \left(\mathbf{D}^{-1} \mathbf{Q}_2 \right) = \sum_{i=0}^L (-jt)^i \tilde{\varphi}_i, \quad (96)$$

where

$$\tilde{\varphi}_i = \sum_{\sigma} \text{Tr}_i \left((\mathbf{P}_1)_{\bar{\sigma}_L, n_R} \right) \text{perm} \left((\mathbf{Q}_2)_{\sigma_{N-1}, n_R}^{\{N-1\}} \right) (\sigma^2)^{-i}. \quad (97)$$

APPENDIX B CALCULATION OF $E \left\{ \left| \sigma^2 \mathbf{I} + \mathbf{H}_2^H \mathbf{H}_2 \right| \right\}$

Similar expectation results for random determinants can also be found in [14]. However, for completeness we present the particular result needed for the MMSE analysis here. Let $\lambda_1, \lambda_2, \dots, \lambda_{N-1}$ be the ordered eigenvalues of $\mathbf{H}_2^H \mathbf{H}_2$. Since $n_R \geq N$, all eigenvalues are non zero. Then

$$\begin{aligned} E \left\{ \left| \sigma^2 \mathbf{I} + \mathbf{H}_2^H \mathbf{H}_2 \right| \right\} &= E \left\{ \prod_{i=1}^{N-1} (\sigma^2 + \lambda_i) \right\} \\ &= E \left\{ \sum_{i=0}^{N-1} \text{Tr}_i \left(\mathbf{H}_2^H \mathbf{H}_2 \right) (\sigma^2)^{N-i-1} \right\}, \end{aligned} \quad (98)$$

where (99) is from (13) and Lemma 2. Therefore, the building block of this expectation is $E \left\{ \text{Tr}_i \left(\mathbf{H}_2^H \mathbf{H}_2 \right) \right\}$. From Lemma 2,

$$\text{Tr}_i \left(\mathbf{H}_2^H \mathbf{H}_2 \right) = \sum_{\sigma} \left| \left(\mathbf{H}_2^H \mathbf{H}_2 \right)_{\sigma_{i, N-1}} \right|. \quad (100)$$

Therefore, from Lemma 1

$$E \left\{ \text{Tr}_i \left(\mathbf{H}_2^H \mathbf{H}_2 \right) \right\} = \sum_{\sigma} \text{Perm} \left((\mathbf{Q}_2)^{\sigma_{i, N-1}} \right), \quad (101)$$

where the $n_R \times (N-1)$ matrix, \mathbf{Q}_2 , is given by

$$E \left\{ \mathbf{H}_2 \circ \mathbf{H}_2 \right\} = \mathbf{Q}_2. \quad (102)$$

Then, the final expression becomes

$$E \left\{ \left| \sigma^2 \mathbf{I} + \mathbf{H}_2^H \mathbf{H}_2 \right| \right\} = \sum_{i=0}^{N-1} \sum_{\sigma} \text{Perm} \left((\mathbf{Q}_2)^{\sigma_{i, N-1}} \right) (\sigma^2)^{N-i-1}. \quad (103)$$

APPENDIX C CALCULATION OF $|\mathbf{D}| E \left\{ \left| \sigma^2 \mathbf{I} + \mathbf{H}_2^H \mathbf{D}^{-1} \mathbf{H}_2 \right| \right\}$

As a simple extension of expectation in the numerator of (58), the expectation in the denominator can also be calculated to get

$$E \left\{ \left| \sigma^2 \mathbf{I} + \mathbf{H}_2^H \mathbf{D}^{-1} \mathbf{H}_2 \right| \right\} = \sum_{k=0}^{N-1} \psi_k (-jt) (\sigma^2)^{N-k-1}, \quad (104)$$

where

$$\psi_k (-jt) = \sum_{\sigma} \text{Perm} \left((\mathbf{D}^{-1} \mathbf{Q}_2)^{\sigma_{k, N-1}} \right), \quad (105)$$

and

$$\psi_0 (-jt) = 1. \quad (106)$$

The term in (105) can be simplified using (17) and Corollary 2 to obtain

$$\psi_k (-jt) = \sum_{\sigma} \frac{\text{Perm} \left((\mathbf{Q}_2)_{\sigma_{k, n_R}}^{\{N-1\}} \right)}{|\mathbf{D}_{\sigma_{k, n_R}}|}. \quad (107)$$

Then,

$$|D| E \left\{ \left| \sigma^2 \mathbf{I} + \mathbf{H}_2^H \mathbf{D}^{-1} \mathbf{H}_2 \right| \right\} = \sum_{k=0}^{N-1} \xi_k (-jt) (\sigma^2)^{N-k-1}, \quad (108)$$

where $\xi_k (-jt) = |D| \psi_k (-jt)$. From (107), we can get

$$\xi_k (-jt) = \sum_{\sigma} \left| D_{\bar{\sigma}_{n_R-k, n_R}} \right| \text{Perm} \left((\mathbf{Q}_2)_{\sigma_k, n_R}^{\{N-1\}} \right), \quad (109)$$

where $\bar{\sigma}_{n_R-k, n_R}$ is a length $n_R - k$ subset of $\{1, \dots, n_R\}$ which does not belong to σ_k, n_R . Therefore, it is apparent that $\xi_k (-jt)$ is a polynomial of degree $n_R - k$. It is clear from (108) that, when $\sigma^2 = 0$, (108) collapses to (94). Clearly, $|D| E \left\{ \left| \sigma^2 \mathbf{I} + \mathbf{H}_2^H \mathbf{D}^{-1} \mathbf{H}_2 \right| \right\}$ is a polynomial of degree n_R , as $\xi_0 (-jt) = |D|$ is the highest degree polynomial term in (108). Then,

$$\left| D_{\bar{\sigma}_{n_R-k, n_R}} \right| = \sum_{i=0}^{n_R-k} \left(\frac{-jt}{\sigma^2} \right)^i \text{Tr}_i \left((\mathbf{P}_1)_{\bar{\sigma}_{n_R-k, n_R}} \right). \quad (110)$$

Hence

$$\begin{aligned} \xi_k (-jt) &= \sum_{\sigma} \sum_{i=0}^{n_R-k} \left(\frac{-jt}{\sigma^2} \right)^i \text{Tr}_i \left((\mathbf{P}_1)_{\bar{\sigma}_{n_R-k, n_R}} \right) \\ &\quad \times \text{Perm} \left((\mathbf{Q}_2)_{\sigma_k, n_R}^{\{N-1\}} \right), \end{aligned} \quad (111)$$

so that $\xi_k (-jt)$ becomes

$$\xi_k (-jt) = \sum_{i=0}^{n_R-k} \left(\frac{-jt}{\sigma^2} \right)^i \hat{\varphi}_{ik} \quad (112)$$

$$= \sum_{i=0}^{n_R} \left(\frac{-jt}{\sigma^2} \right)^i \hat{\varphi}_{ik}, \quad (113)$$

where

$$\hat{\varphi}_{ik} = \sum_{\sigma} \text{Tr}_i \left((\mathbf{P}_1)_{\bar{\sigma}_{n_R-k, n_R}} \right) \text{Perm} \left((\mathbf{Q}_2)_{\sigma_k, n_R}^{\{N-1\}} \right), \quad (114)$$

and $\hat{\varphi}_{i0}$ simplifies to give

$$\hat{\varphi}_{i0} = \text{Tr}_i (\mathbf{P}_1). \quad (115)$$

Equation (113) follows from the fact that

$$\text{Tr}_i \left((\mathbf{P}_1)_{\bar{\sigma}_{n_R-k, n_R}} \right) = 0 \quad \text{for } i > n_R - k. \quad (116)$$

Therefore, (108) can be written as

$$\begin{aligned} |D| E \left\{ \left| \sigma^2 \mathbf{I} + \mathbf{H}_2^H \mathbf{D}^{-1} \mathbf{H}_2 \right| \right\} &= \sum_{k=0}^{N-1} \sum_{i=0}^{n_R} (-jt)^i \hat{\varphi}_{ik} \\ &\quad \times (\sigma^2)^{N-i-k-1}, \end{aligned} \quad (117)$$

which is in turn can be given as

$$|D| E \left\{ \left| \sigma^2 \mathbf{I} + \mathbf{H}_2^H \mathbf{D}^{-1} \mathbf{H}_2 \right| \right\} = \sum_{i=0}^{n_R} (-jt)^i \varphi_i, \quad (118)$$

where

$$\varphi_i = \sum_{k=0}^{N-1} \hat{\varphi}_{ik} (\sigma^2)^{N-i-k-1}. \quad (119)$$

REFERENCES

- [1] S. Verdu, *Multuser Detection*, 1st ed, Cambridge:Cambridge University Press, 1998.
- [2] J. H. Winters, "Optimum combining in digital mobile radio with co-channel interference," *IEEE J. Select Areas in Commun.*, vol.SAC-2, pp. 528–539, July. 1984.
- [3] H. Gao, P. J. Smith and M. V. Clark, "Theoretical reliability of MMSE linear diversity combining in Rayleigh-fading additive interference channels," *IEEE Trans. Commun.*, vol. 46, no. 5, pp. 666–672, May. 1998.
- [4] J. H. Winters, J. Salz and R. D. Gitlin, "The impact of antenna diversity on the capacity of wireless communication systems," *IEEE Trans. Commun.*, vol. 42, no.2/3/4, pp.1740–1751, Feb/Mar/Apr. 1994.
- [5] D. A. Gore, R. W. Heath, Jr. and A. J. Paulraj, "Transmit selection in spatial multiplexing systems," *IEEE Trans. Commun.*, vol. 6, no.11, pp. 491–493, Nov. 2002.
- [6] M. K. Karakayali, G. J. Foschini, and R. A. Valenzuela, "Network coordination for spectrally efficient communications in cellular systems," *IEEE Trans. on Wireless Commun.*, vol. 13, no. 4, pp. 56–61, Aug. 2006.
- [7] S. Venkatesan, A. Lozano and R. Valenzuela, "Network MIMO: Overcoming intercell interference in indoor wireless systems," *IEEE ACSSC*, Pacific Grove, California, pp. 83–87, Jul. 2007.
- [8] A. Sanderovich, O. Somekh, H.V. Poor and S. Shamai "Uplink macro diversity of limited backhaul cellular network," *IEEE Trans. Inform. Theory*, vol 55, no. 8, pp. 3457–3478, Aug. 2009.
- [9] E. Biglieri, R. Calderbank, A. Constantinides, A. Goldsmith, A. Paulraj and H. V. Poor, *MIMO Wireless Communication*, 1st ed, New York: Cambridge University Press, 2007.
- [10] M. Sawahashi, Y. Kishiyama, A. Morimoto, D. Nishikawa and M. Tanno, "Coordinated multipoint transmission/reception techniques for LTE-Advanced," *IEEE Trans. on Wireless Commun.*, vol. 17, no. 3, pp. 26–34, Aug. 2010.
- [11] L. Xiao, L. Dai, H. Zhuang, S. Zhou, Y. Yao, "Information-theoretic capacity analysis in MIMO distributed antenna systems," *IEEE VTC*, Orlando, Florida, pp. 779–782, 2003.
- [12] D. A. Basnayaka, P. J. Smith and P. A. Martin, "Exact dual-user macrodiversity performance with linear receivers in flat Rayleigh fading," *IEEE ICC*, Ottawa, Canada, to be presented, 2012.
- [13] D. A. Basnayaka, P. J. Smith and P. A. Martin, "Symbol error rate performance for macrodiversity maximal ratio combining in flat Rayleigh fading," *IEEE AusCTW*, Wellington, New Zealand, pp. 25–30, 2012.
- [14] D. A. Basnayaka, P. J. Smith and P. A. Martin, "Ergodic Sum Capacity of Macrodiversity MIMO Systems in flat Rayleigh Fading," submitted to *IEEE Trans. Inform. Theory*.
- [15] M. V. Clark, L. J. Greenstein, W. K. Kennedy and M. Shafi, "Optimum linear diversity receivers for mobile communication," *IEEE Trans. Veh. Technol.*, vol. 43, no. 1, pp. 47–56, Feb.1994.
- [16] H. Minc, *Permanants*, 1st ed, Massachusetts: Addison-Wesley Publishing Company Inc, 1978.
- [17] R. A. Horn and C. R. Johnson, *Matrix Analysis*. New York: Cambridge Univ. Press, 1985.
- [18] R. J. Muirhead, *Aspects of Multivariate Statistical Theory*, 1st ed, New York: John Wiley, 1982.
- [19] H. Cramer, *Mathematical Methods of Statistics*, 1st ed, Princeton: Princeton University Press, 1945.
- [20] J. G. Proakis, *Digital Communications*, 4th ed, New York: McGraw-Hill, 2001.
- [21] I. S. Gradshteyn and I. M. Ryzhik, *Table of Integrals, Series, and Products*, 6rd ed, Boston: Academic Press, 2000.
- [22] D. A. Basnayaka, P. J. Smith and P. A. Martin, "Performance analysis of dual-user macrodiversity MIMO systems with linear receivers in flat Rayleigh fading," submitted to *IEEE Trans. Wireless Commun*, 2012.
- [23] O. Lieberman, "A Laplace approximation to the moments of a ratio of quadratic forms," *Biometrika*, vol. 81, no. 4, pp. 681–690, Dec 1994.
- [24] D. A. Basnayaka, "Macrodiversity MIMO Transceivers," *PhD Thesis* in preparation for the submission to Dept. of Electrical and Computer Engineering, University of Canterbury, Jun. 2012.
- [25] A. Stuart and J. K. Ord, "Kendall's Advanced Theory of Statistics: Volume 1 Distribution Theory," 6th ed., London, U.K.: Edward Arnold, 1994.

- [26] M. K. Simon and M. S. Alouini, *Digital Communications over Fading Channels: A Unified Approach to Performance Analysis*. New York, NY, USA: Wiley, 2000.

PLACE
PHOTO
HERE

Dushyantha Basnayaka (S'11) was born in 1982 in Colombo, Sri Lanka. He received the B.Sc.Eng degree with 1st class honors from the University of Peradeniya, Sri Lanka, in Jan 2006. He is currently working towards for his PhD degree in Electrical and Computer Engineering at the University of Canterbury, Christchurch, New Zealand.

He was an instructor in the Department of Electrical and Electronics Engineering at the University of Peradeniya from Jan 2006 to May 2006. He was a system engineer at MillenniumIT (a member com-

pany of London Stock Exchange group) from May 2006 to Jun 2009. Since Jun. 2009 he is with the communication research group at the University of Canterbury, New Zealand.

D. A. Basnayaka is a recipient of University of Canterbury International Doctoral Scholarship for his doctoral studies at UC. His current research interest includes all the areas of digital communication, specially macrodiversity wireless systems. He holds one pending US patent as a result of his doctoral studies at UC.

PLACE
PHOTO
HERE

Peter Smith (M'93-SM'01) received the B.Sc degree in Mathematics and the Ph.D degree in Statistics from the University of London, London, U.K., in 1983 and 1988, respectively. From 1983 to 1986 he was with the Telecommunications Laboratories at GEC Hirst Research Centre. From 1988 to 2001 he was a lecturer in statistics at Victoria University, Wellington, New Zealand. Since 2001 he has been a Senior Lecturer and Associate Professor in Electrical and Computer Engineering at the University of Canterbury in New Zealand. His research interests

include the statistical aspects of design, modeling and analysis for communication systems, especially antenna arrays, MIMO, cognitive radio and relays.

PLACE
PHOTO
HERE

Philippa Martin (S95-M01-SM06) received the B.E. (Hons. 1) and Ph.D. degrees in electrical and electronic engineering from the University of Canterbury, Christchurch, New Zealand, in 1997 and 2001, respectively. From 2001 to 2004, she was a postdoctoral fellow, funded in part by the New Zealand Foundation for Research, Science and Technology (FRST), in the Department of Electrical and Computer Engineering at the University of Canterbury. In 2002, she spent 5 months as a visiting researcher in the Department of Electrical

Engineering at the University of Hawaii at Manoa, Honolulu, Hawaii, USA. Since 2004 she has been working at the University of Canterbury as a lecturer and then as a senior lecturer (since 2007). In 2007, she was awarded the University of Canterbury, College of Engineering young researcher award. She served as an Editor for the IEEE Transactions on Wireless Communications 2005-2008 and regularly serves on technical program committees for IEEE conferences. Her current research interests include multilevel coding, error correction coding, iterative decoding and equalization, space-time coding and detection, cognitive radio and cooperative communications in particular for wireless communications