

# When does lasing become a condensation phenomenon? \*

**Baruch Fischer and Rafi Weill**

Department of Electrical Engineering, Technion, Haifa 32000, Israel

E-mail: [fischer@ee.technion.ac.il](mailto:fischer@ee.technion.ac.il)

## **Abstract:**

We present a generic classical light condensation (LC) phenomenon in linear photonic mode systems, such as cw laser cavities, in a noisy environment (spontaneous emission, etc.), based on weighting the modes in a loss-gain scale rather than in photon energy. It is characterized by a sharp transition from multi- to single-mode oscillation. The study uses a linear multivariate Langevin formulation which gives a mode occupation hierarchy that functions like Bose-Einstein statistics. We find that condensation occurs when the spectral filtering has near the lowest loss mode a power law dependence with exponent smaller than 1. We then discuss how and when condensation occurs in photon systems, how it relates to lasing, and the difficulties to observe regular photon Bose-Einstein condensation (BEC) in laser cavities. We raise the possibility that recent experiments on photon condensation in optical cavities fall in a classical LC or lasing category rather than being a thermal-quantum BEC phenomenon.

The interesting question if and how can Bose-Einstein condensation (BEC) [1,2] occur with photons has received a boost by a recent experiment that reported on the observation of photon-BEC condensation in an optical microcavity [3,4]. Earlier work demonstrated BEC of polaritons [5,6] and magnons [7]. In this work we present a different laser light condensation (LC) phenomenon, while discussing and questioning the meaning and the possibility to observe thermal photon BEC in laser cavities. LC is based on very different grounds than the regular BEC. Its “energy” levels are measured in a loss-gain scale inherent in laser cavities, where the “ground-state” is the lowest-loss mode, and noise has the role of temperature. The loss scale gives a power occupation hierarchy and power spectra similar to Bose-Einstein statistics with an effective chemical potential parameter and eventually laser light-condensation (LC). LC occurs in a multi-mode laser system with noise, but without explicit nonlinearity or mode interaction. LC has also special properties compared to regular BEC, as we discuss below. For example, the condensed state can be anywhere in the spectral band, in contrast to BEC where it is always at the lowest energy (frequency) state.

\*This manuscript with a few changes was sent to Nature in June 2011 (along with a shorter BCA submission with critique on a Nature paper on photon-BEC observation [3]). It was afterwards sent to Nature Photonics in March 2012, and again in June 2012, but it was not published there. It presumably didn't meet some (quality or popular based /arbitrarily/hidden?) pre-selection-rules. Will anybody take the lead to challenge that system?

We shall then raise the possibility that recent experiments in optical cavities, like Ref. [3], fall in a classical LC or lasing category rather than being a quantum based photon-BEC phenomenon. Even without spectral filtering, in a two dimensional laser system, such as the transverse modes in the microcavity experiment [3,4], spatial or mode filtering and lateral loss confinement (even weak) can cause LC [8]. We then argue that LC and photon condensation doesn't provide a new type of photons ("super-photon") or light state, not more than a single-mode laser does. It is however a challenging topic that touches fundamental physics (BEC) and photonics, and needs further study and special experiments that can, for example, differentiate BEC from LC and lasing.

We have recently found [8,9], theoretically and experimentally, that actively mode-locked lasers can show in some cases condensation behavior. In the condensation state an optimum short pulse, which corresponds to the lowest pulse mode, becomes dominant in the cavity. It was also noted there [8] that in higher than 1-dimensional laser mode systems transverse spatial loss modulation or spectral filtering can lead to condensation. We also developed a broad thermodynamic-like approach for mode-locked lasers showing, for example, that mode-locking is a phase transition [10,11] with critical phenomena [12], in the deep statistical mechanics meaning, where noise takes the role of temperature. We also mention other important theoretical work on BEC-like phenomena with classical nonlinear waves [13] and disordered lasers [14] and the review in Ref. 15. In the present Letter we deal with a generic linear mode system with noise, represented by a basic multi-mode cw laser cavity.

The ingredients for LC to happen are very simple while having a generic nature: many modes (or particles), noise (spontaneous emission, thermal etc.) which injects light into those modes, a shared saturable gain ingredient, and certain conditions on the loss-gain filtering spectrum (loss "potential") as discussed below. A typical example for such system is a cw laser. The equations of motion for the light modes circulating in the cavity are taken in a most simple form, without nonlinearity usually taken for laser modeling, and also without dispersion or modulation terms [16], but with a noise source [10,12,17]. We then have a multivariate Langevin equation (with shared and variate-dependent coefficients, shown to be a key part for condensation):

$$\frac{da_m}{d\tau} = (g - \varepsilon_m)a_m + \Gamma_m, \quad (1)$$

where  $a_m(\tau)$  are the slowly varying electric field complex amplitudes of the modes (in  $d$ -dimensions:  $a_m \rightarrow a_{m_1, \dots, m_d}$ ),  $\tau$  is the long term time variable that counts cavity roundtrip frames, and  $g$  is a slow saturable gain factor, shared by all modes. It functions as a Lagrange multiplier (and  $\mu \equiv g - \varepsilon_0$  as "chemical potential") for setting the overall cavity power  $P$ , and  $\varepsilon_m$  is spectral filtering (loss dispersion) due to frequency and mode dependent loss and gain.  $\Gamma_m$  is an additive noise term that can originate from spontaneous emission, or any other internal or external sources. It is modeled by a white Gaussian process with covariance  $2T$ :  $\langle \Gamma_m(\tau) \Gamma_n^*(\tau') \rangle = 2T \delta(\tau - \tau') \delta_{mn}$ , and  $\langle \Gamma_m(\tau) \rangle = 0$ , where  $\langle \rangle$  denotes average. In our notation below we describe the modes by a continuous variable  $\Omega = \omega - \omega_0 = (c/n)(k - k_0)$ , ( $n$  is the refractive index), measured with respect to

the linewidth center  $\omega_0 = (ck_0/n)$ , that acquires discrete mode relative frequencies  $\Omega_m$  according to the cavity boundaries (the cavity frequency comb), and  $a_m(\tau) \rightarrow a(\Omega, \tau)$ . An important part that we add below is to allow special spectral dependences for  $\varepsilon_m \rightarrow \varepsilon(\Omega)$ , which is usually taken to be parabolic. This is a key point that opens the way for condensation.

We emphasize that Eq. 1 has a noise term but no explicit nonlinearity. We don't add any other equation like the rate equation for the population inversion, that with Eq. 1 usually give the nonlinear lasing transition [17]. What we show in this work is that for certain spectral filtering functions  $\varepsilon(\Omega)$ , the linear system with noise provides a formulated route to condensation.

We turn to the analysis that leads to LC, which resembles the BEC formalism in a potential well [18]. We obtain from Eq. 1, at steady state, the overall power:

$$P = \sum_m p_m = \sum_m \langle a_m a_m^* \rangle = \sum_m \frac{T}{\varepsilon_m - g} \rightarrow \frac{T}{\varepsilon_0 - g} + T \int_0^{\varepsilon_N} \frac{\rho(\varepsilon) d\varepsilon}{\varepsilon + \varepsilon_0 - g} \quad (2)$$

For the integral with the continuous net loss variable we define the density of loss states  $\rho(\varepsilon)$  that is shown to have a prime role for condensation occurrence. The first term at the right hand side of Eq. 1 gives the power of the lowest loss ( $\varepsilon_0$ ) mode, and the second term is the power in all the higher modes. We can right away notice the resemblance to BEC in a potential well [18]. The weight for each spectral component depends on  $\rho(\varepsilon)$  and a factor  $1/(\varepsilon + \varepsilon_0 - g)$  that replaces the Bose-Einstein statistics. Here the upper limit of the integral  $\varepsilon_N$  is set by the spectral filtering ("potential well") depth. However, it is the density of the low loss-levels that determines the convergence. We therefore take the spectral filtering functional dependence as a power law around  $\varepsilon_0$ :  $\varepsilon(\Omega) = \gamma \Omega^\eta$ . It can be shown that it gives the following density of states in  $d$ -dimensions [9,18]

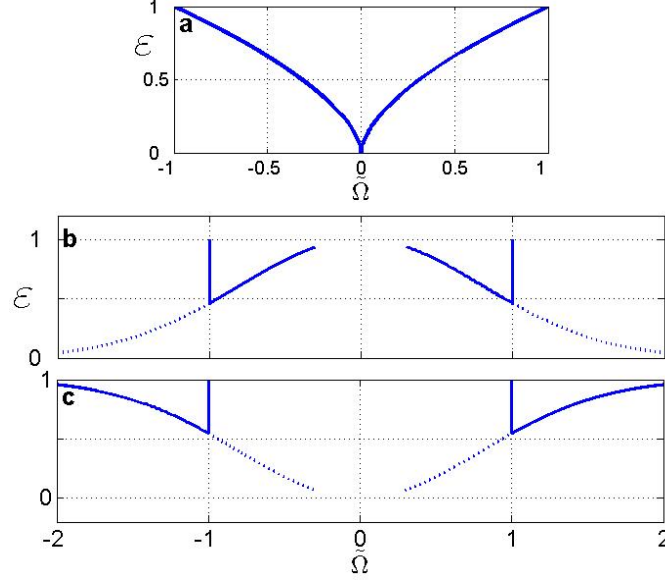
$$\rho(\varepsilon) = \frac{V_d}{(2\pi)^d} \int d^d k \delta(\varepsilon - \gamma |\Omega|^\eta) \approx C_{d,\eta} \varepsilon^\xi \quad (3)$$

where  $C_{d,\eta} = V_d b_d n k_0^{d-1} / [(2\pi)^d c \eta \gamma^{1/\eta}]$ ,  $\xi = \eta^{-1} - 1$ ,  $V_d$  is the  $d$ -dimensional resonator volume, and  $b_d = 2, 2\pi, 4\pi$  for  $d = 1, 2, 3$ , respectively.

Now we return to Eq. 2, specifically to the integral at the right hand side. Condensation occurs when the integral converges at  $\varepsilon = 0$ . Then the power population of the light at higher than  $\varepsilon = 0$  levels stays unchanged (filled) at  $P_c = T \int_0^{\varepsilon_N} \rho(\varepsilon) d\varepsilon / \varepsilon$ , and therefore

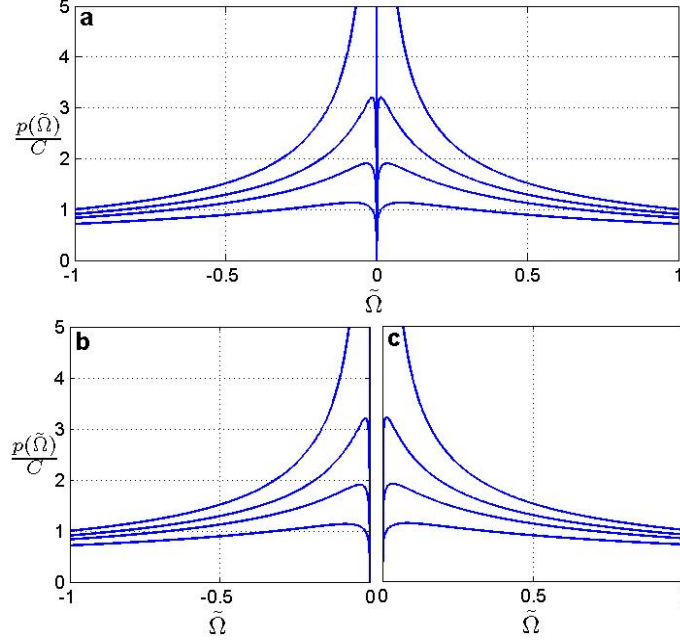
additional pumping that increases  $P$  beyond  $P_c$  must be channeled into the lowest level power  $p_0 = T/(\varepsilon_0 - g)$  which starts growing macroscopically. The integral converges when  $\xi > 0$ , i.e.  $\eta < 1$  (abrupt and concave filtering spectrum as shown in the illustrative examples in Fig. 1). At condensation ( $P \geq P_c$ ), the net gain of the lowest mode ("chemical potential") is  $\mu \equiv g - \varepsilon_0 = 0$ . We note that the spectrum  $\varepsilon(\Omega)$  doesn't have to be symmetric (see Fig. 1) for having condensation, as long as the overall density goes to zero

near  $\varepsilon = 0$ . We also note that except for the prefactor,  $\rho(\varepsilon)$  the condensation condition doesn't depend on the dimension  $d$ , except when additional spatial or temporal filtering or modulation exist on other dimensions (e.g. transverse) [8].

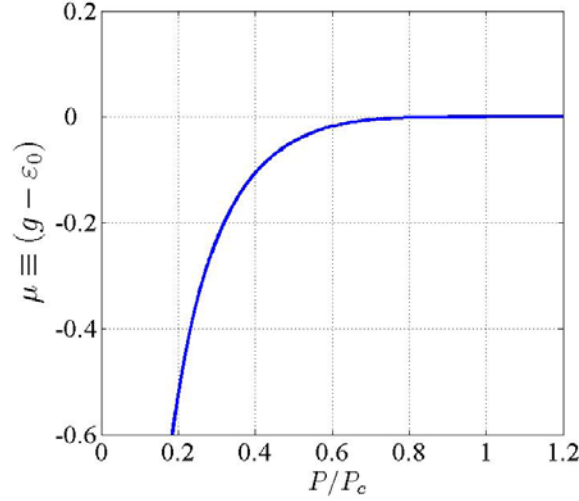


**Fig. 1. Spectral filtering:** (a) Symmetric loss “potential well” with  $\eta = 0.6$ , that meets the condensation condition  $\eta < 1$  (concavity); (b) and (c), Cut structures, which can be obtained from sections of Gaussian filtering spectra (combines frequency dependent losses due to absorption, mode dependent loss etc., minus the gain filtering spectrum), taking for condensation the concave sections. The cuts lowest loss ( $\varepsilon_0$ ) mode at a frequency  $\tilde{\Omega} = \pm 1$  are redefined to be at  $\tilde{\Omega} = 0$ . Such spectra can result from frequency cutoff mechanisms, like the far apart longitudinal modes in a microcavity laser [3]. The symmetric (or asymmetric) filtering spectra can be obtained in fiber lasers by fabrication of synthesized fiber grating reflectors.

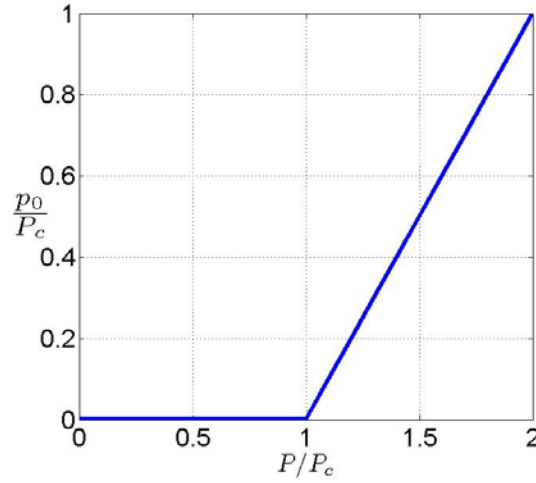
Fig. 2 shows mode power spectra (mode-population) for various overall power  $P$  values, below and at condensation for the three loss spectrum examples in Fig. 1. They are given by the integrand of Eq. 2, expressed with the variable  $\tilde{\Omega} = \Omega / \Omega_0$ :  $p(\tilde{\Omega}) / T = C_{d,\eta} |(\tilde{\gamma} \tilde{\Omega})^{\eta\varepsilon}| / (|\tilde{\gamma} \tilde{\Omega}^\eta| + \varepsilon_0 - g)$ , where  $\tilde{\gamma} = \gamma \Omega_0^\eta$  and  $\Omega_0$  is the spectral filtering width. Note the dip in the spectra at  $\Omega \approx 0$ . We note that spectra of systems with more complex loss-spectrum vary with the frequency according to the loss-spectrum gradient (inversely proportional to the density of states). Fig. 3 shows the “chemical potential”,  $\mu \equiv g - \varepsilon_0$ , dependence on  $P$ , for  $\eta = 0.8$ .  $\mu \equiv g - \varepsilon_0$  is always negative before condensation, and becomes zero at condensation. The condensation is shown in Fig. 4, by the power dependence of the normalized low-loss mode  $p_0 / P_c$ . Above the phase transition ( $P \geq P_c$ ) all the excess power goes to the condensation state.



**Fig. 2. Light spectra:** (a) The modes power (normalized by  $C=TC_{d,\eta}$ ) for the symmetric spectral filtering example of Fig. 1a. The spectrum spans at both sides of  $\Omega$  with a “hole” at  $\Omega \approx 0$ . (b) and (c) shows spectra for the cut examples which correspond to the high and low pass filters in Fig. 1(b) and 1c. In all figures the various graphs correspond (from bottom to top) to  $\mu=(g-\varepsilon_0)=-0.4, -0.2, -0.1, 0$ , and respectively to  $P/P_c=0.23, 0.3, 0.4, 1$ , with  $\eta=0.8$ . In each figure, the three lower graphs correspond to non-condensate states, and the fourth one to condensation. At and beyond the condensation transition  $\mu=(g-\varepsilon_0)=0$ , and the spectrum stays as in the top graph, but grows in the low loss mode -  $p_0$  (not shown here, but seen in Fig. 4).



**Fig. 3. Normalized “chemical potential”, which is the lowest net loss value  $\mu=(g-\varepsilon_0)$ ,** dependence on the overall normalized laser power  $P/P_c$  (with  $\eta=0.8$  and  $\varepsilon_N=1$ ).



**Fig. 4: Condensation transition:** The normalized lowest mode power  $p_0/P_c$  dependence on the overall power (with  $\eta = 0.8$ ). Above the phase transition ( $P \geq P_c$ ) all the excess power goes to the condensation state.

LC occurs in a laser cavity consisting of many modes with gain and spectral filtering function which has a power law dependence with exponent  $\eta$ . The system has a white noise source (spontaneous emission, etc.) that injects power to all modes. Therefore all modes have some power which increases upon increasing the pumping. When the laser power  $P$  is increased (or  $T$  is decreased) the mode band gradually shrinks. Nevertheless, for a spectral filtering exponent  $\eta < 1$  (abrupt and concave) there will be a sharp transition at  $P = P_c$  to a single-mode oscillation, as seen in Fig. 4, where the lowest mode power  $p_0/P_c$  macroscopically increases and takes all the additional laser power beyond  $P_c$ . It happens when the loss-scale mode-density approaches zero near the lowest-loss mode (lowest “energy”).

This is the laser LC route to condensation, characterized by the sharp transition from multi- to single-mode oscillation. LC is formally similar to what happens in BEC with non-interacting bosons where global constraint, thermal Bose-Einstein statistics and specific density of state functions induce condensation. LC is similar in those aspects but it is of course a classical effect.

Except that LC is a classical effect, its route to condensation is similar to BEC. There are however a few important differences. We specify the main ones:

- (1) The states hierarchy and the “energy ruler” is the gain-loss filtering spectrum rather than photon energy frequency.
- (2) Laser LC occurs at the low-loss state ( $\Omega = 0$ ), which can be at any place in the spectral band, and not necessarily at the low photon energy ( $\hbar\omega$ ) state of a band, as the case in BEC.
- (3) The spectral dependent power of the oscillating modes in LC (Fig. 2) is dictated by the loss scale. It is “noisization” rather than the usual thermalization [4] spectrum. Unlike

BEC it can be in frequencies above, below  $\Omega = 0$  or at both sides. We also have in LC a hole in the spectrum  $p(\Omega)/T$  near  $\Omega = 0$ , ( $k = k_0$ ). In BEC it is at the band edge, near the lowest energy.

(4) Unlike regular BEC phenomenon [18], there is no dimensional dependence in LC (except for a factor) when the condensation results from spectral loss filtering (at the spectral domain). Nevertheless, when there are in the system other space (or time) dependent loss filtering (or modulation), the condition for condensation can be different [8]. An example is the two dimensional transverse mode systems, like in the microcavity experiment [3].

We return to the LC and BEC connection and the relation to lasers and experiments. Both cases are characterized by a transition from multi- to single-mode oscillation. Such a transition can also occur in regular lasers, like the lasing in ideally homogeneous lasers. In a way, every single-mode laser could have been regarded as a condensate state. (Photon densities in single mode lasers can be much higher than in the microcavity experiment [3]). In those lasers the single mode oscillation is explained by a simple ad-hoc assumption that the first mode to reach threshold clamps the gain profile and therefore eliminates the oscillation of all other modes. In LC it is a formulated route to condensation, similar to BEC, due to filled high modes for certain quasi-continuous mode densities  $\rho(\varepsilon)$  (which relate to spectral filtering “potentials” with exponents  $\eta < 1$ ). It is likewise characterized by a negative “chemical potential”  $\mu \equiv g - \varepsilon_0$  that becomes zero at condensation.

In experiments it can be very challenging to relate and identify the different single-mode oscillation effects, since they are all done in laser cavities. We can realize the difficulties through the recent work on photon-BEC [3]. As mentioned above it is possible that this experiment falls in LC or lasing category, rather than being a thermal-BEC phenomenon. We have shown the role of spectral-filtering, inevitable in lasers, that governs the photon gas “climate”, the “equilibrium” and the spectra in a pumped many-mode cavity with gain. In the dye-filled microcavity experiment [3,4], it includes the transverse-modes loss-hierarchy (mode-filtering) due to the difference (even if very weak) in their transverse waveform, mirror-reflectivity, gain and losses. The frequency cutoffs due to far apart longitudinal modes in the microcavity can give the needed abrupt spectral filtering profile. However, even without spectral filtering, LC can occur in the lateral domain. The situation is similar to what we suggested in Ref. 8 (see there the last paragraph before conclusion), where lateral modulation or confinement, and transverse mode filtering, even if the modes had the same frequency, can cause transversal condensation [8]. Then the condition on the exponent of the lateral loss profile (“potential well”) is very much relaxed. In two-dimensions, any finite positive  $\eta$  gives condensation.

There are also other issues that need consideration [19] in the microcavity experiments [3]. The massively lost photon replacement in the cavity by pumping occurs via spectral-loss criterion. It is generally the case in lasers, being non-Hamiltonian with frequency dependent dissipation, not in thermal equilibrium, and not a grand-canonical ensemble. The microcavity is not an exception. The seemingly large photon “keepers” (the mirrors) do not provide better performance than what we usually have in many other lasers. The microcavity mirrors have ultra high reflectivity of 0.999985 [3,4], and

therefore provide a very high finesse. Nevertheless, since the cavity length is small ( $\sim 1.5\mu\text{m}$ ), important parameters value stay in the normal regime. The photon loss through the mirrors by itself gives a cavity photon lifetime of  $\sim 0.3\text{ns}$ , that is similar or worse (shorter) than usual values in lasers. Likewise, the gain coefficient  $\gamma$  needed for steady state operation is relatively large ( $\sim 20$ ). When adding other losses and scatterings, one gets even much shorter cavity photon lifetimes and higher  $\gamma$ . It means that the photon population in the cavity is changing very rapidly. The photon number (power) is kept by the pumping that induces stimulated emission photons which replace in steady state the lost photons.

Pumping-induced broad mode-spectra, like of the transverse-modes in the dye-filled microcavity experiment [3,4], resulting from (amplified) spontaneous-emission (is random phase noise) and stimulated-emission, basically exist without thermal excitation, at any temperature. Such spectra won't "cool-down" to a single frequency by lowering the temperature, say to  $0^\circ\text{K}$ , if it were not a lasing but a thermal-BEC effect. (Therefore, it would be crucial to measure in experiments like Ref. 3 the temperature dependence of the spectrum in a broad temperature range, and not only at room temperatures.) There can be thermal effect in the spectra, since the dye molecules [3,4] alone can have within their sub-levels some thermal distribution (with questions and limitations [20]) which affects the photon emission. The microcavity experiment however is not a free dye-molecules system. Therefore the spectral filtering is not only the dye molecules absorption-emission part upon which the Kennard-Stephanov (KS) relation [20] is based. Cavities impose on the photons their own additional rules. Without elaborating here we note that laser LC explains the microcavity experimental results [3], including the spectra below and above the collapse to a single frequency oscillation, associating the low mode population near the frequency semi-cutoff as lasing or LC at the lowest-loss transverse mode, and not as photon BEC.

The collapse to a single frequency at the red side of the band is supposed to support the photon-BEC view. BEC approach dictates condensation at the lowest possible frequency (the extreme "red" side. Therefore, if there is further availability in the spectrum at the red side (of the "cut-off"), the BEC peak had to move to there. It is therefore important to confirm that the spectrum cannot extend to even lower frequencies. In the microcavity experiment [1,4], it seems that there can be a potential spectral region of transverse modes below the semi "cut-off". (The short cavity makes the longitudinal modes far apart but doesn't fully cut the spectrum). It is the region of the high transverse mode of the next (to the "red" side) longitudinal mode. Therefore, in a BEC view, the condensation frequency has to move to even lower frequencies. Otherwise, one has to talk about isolated "spectral islands" free of other than thermal constraints, where photons might have regional thermal equilibrium. This possibility would need however further study and verification. In the lasing LC view however it is simple. The whole idea there is that the loss-scale, and not the frequency as it is in BEC, determines the light spectrum in a laser cavity. The red side of the cut-off has higher losses (high transverse modes of the next red longitudinal mode) and so the light there is damped. It therefore supports the laser LC approach for the microcavity experiment. The spectrum with the cut-off due to the far apart longitudinal modes provides the needed abrupt loss spectral-filtering profile for the



LC phenomenon. Moreover, we have already argued that even much less restrictive condition on the filtering leads to laser condensation in two-dimensional laser systems.

We finally add here that although we raised questions on the experimental observation of photon-BEC, we don't exclude the possibility to observe it. We think however that the whole issue would need further discussion and study, especially of properties that differentiate BEC from lasing and LC.

Realization of LC can be obtained in many-mode laser systems. In particular, fiber lasers (one dimensional), such as erbium-doped lasers, are very suitable since they can have many and dense longitudinal modes in their gain bandwidth. For the loss spectrum, it is possible to fabricate synthesized fiber gratings with reflection frequency profiles needed for condensation. So can be used other lasers such as the 2-dimensional microcavity [3], relying on the transverse modes. In this case, LC condensation can result from either spectral filtering or mode filtering and spatial loss modulation [8]. Abrupt spectra can be produced by the frequency semi-cutoffs of far apart longitudinal modes in microcavities, while mode filtering and spatial modulation by lateral confinement. LC is then expected to occur in transverse mode systems [3], as was discussed above.

We conclude by noting that the formalism that led to LC, based on Eq. 1, can have a broad scope. It presents a generic many "particle" Langevin equation with friction coefficients composed of an independent dispersive part  $\varepsilon_m$ , and a shared part (g). Beside lasers, we can think of various mechanical or biological particles in fluids which follow this model and can therefore show condensation behavior.

**Acknowledgments:** This research was supported by the Israel Science Foundation. I thank Alexander Bekker and Oded Fischer for valuable help.

## References:

1. M.H. Anderson, J.R. Ensher, M.R. Matthews, C.E. Weiman, and E.H. Cornell, "Observation of Bose-Einstein condensation in a dilute atomic vapor", *Science* **269**, 198 (1995).
2. A.J. Leggett, "Bose-Einstein condensation in the alkali gases: Some fundamental concepts". *Rev. Mod. Phys.* **73**, 307 (2001).
3. J. Klaers, J. Schmitt, F. Vewinger, and Weitz, M., "Bose-Einstein condensation of photons in an optical microcavity". *Nature* **468**, 545 (2010).
4. J. Klaers, F. Vewinger, and M. Weitz, "Thermalization of a two-dimensional photonic gas in a white wall photon box". *Nature Phys.* **6**, 512 (2010).
5. H. Deng, G. Weihs, C. Santori, J. Bloch, and Y. Yamamoto, "Condensation of semiconductor microcavity exciton polaritons", *Science*, **298**, 199 (2002).
6. E. Balili, V. Hartwell, D. Snoke, L. Pfeiffer, and K. West, "Bose-Einstein condensation of microcavity polaritons in a trap", *Science*, **316**, 1007, 2007.
7. S.O Demokritov, V.E. Demidov, O. Dzyapko, G.A. Melkov, A.A. Segre, B. Hillerbrands, and A.N, Slavin, "Bose-Einstein condensation of quasi-equilibrium magnons at room temperature under pumping", *Nature*, **443**, 430, 2006.

8. R. Weill, B. Levit, A. Bekker, O. Gat, and B. Fischer, "Laser light condensate: Experimental demonstration of light-mode condensation in actively mode locked laser", *Opt. Express*, **18**, 16520 (2010).
9. R. Weill, B. Fischer, and O. Gat, "Light-mode condensation in actively mode-locked lasers". *Phys. Rev. Lett.* **104**, 173901 (2010).
10. A. Gordon, and B. Fischer, "Phase transition theory of many-mode ordering and pulse formation in lasers. *Phys. Rev. Lett.* **89**, 103901, (2002); O. Gat, A. Gordon, and B. Fischer, "Light-mode locking: a new class of solvable statistical physics systems", *Phys. Rev. E* **70**, 046108 (2004); and *New J. Phys* **7**, 151 (2005);
11. B. Vodonos, R. Weill, A. Gordon, V. Smulakovsky, A. Bekker, O. Gat, and B. Fischer, "Formation and annihilation of laser light pulse quanta in a thermodynamic-like pathway", *Phys. Rev. Lett.* **93**, 153901, (2004). A. Gordon, Vodonos, V. Smulakovsky, and B. Fischer, "Melting and freezing of light pulses and modes in mode-locked lasers", *Opt. Express* **11**, 3418 (2003).
12. A. Rosen, R. Weill, B. Levit, V. Smulakovsky, A. Bekker, and B. Fischer, "Experimental observation of critical phenomena in a laser light system", *Phys. Rev. Lett.* Vol. 105, 013905 (2010); R. Weill, A. Rosen, A. Gordon, O. Gat, and B. Fischer, "Critical behavior of light in mode-locked lasers", *Phys. Rev. Lett.* **95**, 013903 (2005).
13. C. Connaughton, C. Josserand, A. Picozzi, Y. Pomeau and S. Rica, "Condensation of classical nonlinear waves", *Phys. Rev. Lett.* **95**, 263901 (2005).
14. C. Conti, M. Leonetti, A. Fratalocchi, L. Angelani and G. Ruocco, "Condensation in disordered lasers: Theory, 3D+1 simulations, and experiments", *Phys. Rev. Lett.* **101**, 143901, (2008).
15. A. Fratalocchi, "Mode-locked lasers: Light condensation", *Nature Photonics*, **4**, 1173 (2010).
16. H.A. Haus, "Mode-locking of lasers", *IEEE J. Sel. Top. Quantum Electron.* **6**, 1173 (2000).
17. See for example: G.P. Agrawal, and N.K. Dutta, "*Semiconductor Lasers*"; (Van Nostrand Reinhold, New York, 1993), 2<sup>nd</sup> ed. chapter 6.
18. V. Bagnato, and D. Kleppner, "Bose-Einstein condensation in low-dimensional traps", *Phys. Rev. A*, **44**, 7439 (1991).
19. B. Fischer, unpublished yet.
20. D. A. Sawicki, R. S. Knox, "Universal relationship between optical emission and absorption of complex systems: An alternative approach", *Phys. Rev. A*, **54**, 4837, 1996.