

Transport on a Lattice with Dynamical Defects

Francesco Turci^{†,1}, Andrea Parmeggiani,² Estelle Pitard,¹ M. Carmen Romano,^{3,4} and Luca Ciandrini^{†,3,*}

¹*Laboratoire Charles Coulomb Université Montpellier II and CNRS, 34095 Montpellier, France*

²*Laboratoire de Dynamique des Interactions Membranaires Normales et Pathologiques, UMR 5235 CNRS and Université Montpellier II, 34095 Montpellier Cedex 5, France*

³*SUPA, Institute for Complex Systems and Mathematical Biology, King's College, University of Aberdeen, Aberdeen AB24 3UE, United Kingdom*

⁴*Institute of Medical Sciences, Foresterhill, University of Aberdeen, Aberdeen AB25 2ZD, United Kingdom*

Many transport processes in nature take place on substrates, often considered as unidimensional lanes. These unidimensional substrates are typically non-static: affected by a fluctuating environment, they can undergo conformational changes. This is particularly true in biological cells, where the state of the substrate is often coupled to the active motion of macromolecular complexes, such as motor proteins on microtubules or ribosomes on mRNAs, causing new interesting phenomena. Inspired by biological processes such as protein synthesis by ribosomes and motor protein transport, we introduce the concept of localized dynamical sites coupled to a driven lattice gas dynamics. We investigate the phenomenology of transport in the presence of dynamical defects and find a novel regime characterized by an intermittent current and subject to severe finite-size effects. Our results demonstrate the impact of the regulatory role of the dynamical defects in transport, not only in biology but also in more general contexts.

Spatial organisation and order is a fundamental characteristic exhibited by many complex systems. The high degree of coordination and organisation, particularly in living systems, is often achieved by forms of molecular transport, also crucial for material biosynthesis [1].

Transport in several biological processes is carried out on complex substrates of relative small sizes, such as microtubule filaments or mRNA strands [1]. These substrates are not rigid, and can either actively or passively change their conformation in time. Remarkably, the dynamical features of the substrates are mostly coupled and regulated by their interplay with the transport process. In the case of protein synthesis, for example, ribosomes can encounter regions of the mRNA strand that obstruct the path and interfere with their movement. Those local regions act like a dynamical switch that obstruct, when folded, or allow, when unfolded, the passage of ribosomes. Importantly their folding-unfolding dynamics is strongly coupled to the presence of ribosomes: a secondary structure cannot fold until the ribosome has moved forward.

The traffic dynamics is highly enriched due to the coupling between the state of the substrate and the particles, and despite its primary importance to the physics of transport phenomena, it has been usually neglected in the literature, with the exception of some particular cases related to microtubules dynamics [2]. Importantly, the phenomenology goes beyond of biological contexts; substrate dynamics and their bottlenecks are indeed coupled with the flow of carriers in many other disparate systems, such as intelligent traffic lights [3] or pedestrian traffic [4]. An extensive theory capable of studying the emergent effects of coupling between substrate and particles transport is therefore necessary.

In this Letter we present and study transport on a lat-

tice with dynamical defects, i.e. sites whose features are dynamically coupled with the presence of particles. To do that, we use an approach based on a paradigmatic model in non-equilibrium statistical physics, namely the totally asymmetric simple exclusion process (TASEP) [5]. We define as dynamical defects sites with two possible conformational states that depend on their particle occupancy. In the presence of dynamical defects, a new phenomenology appears. The current-density relation presents a plateau characterised by an intermittent flow of particles that cannot be estimated by standard mean-field arguments. Remarkably, in this new regime we find large finite-size effects that strongly affect the transport characteristics.

The Model - The standard TASEP is a model of particles moving unidirectionally on a one-dimensional discrete lattice with a fixed hopping rate γ . Steric interaction excludes that more than one particle can occupy the same site, and overtaking is not allowed. The average TASEP current of particles J as a function of particle density ρ is given by the parabolic relation $J_{TASEP}(\rho) = \gamma\rho(1 - \rho)$ in the large lattice limit. The presence of one or more defects in the lattice, defined as “slow” sites with hopping rates smaller than γ , leads to a reduction of the maximal current flow [6] and confers a truncated parabola shape to the current-density relation $J(\rho)$. The defects considered so far in literature, however, are static since hopping rates associated to the slow sites are constant.

The periodic boundary case illustrates well the main phenomenology of the model. We consider a ring of L sites on which $N \leq L$ particles are allowed to hop in one direction, fixing the density at $\rho = N/L$. A region of size d represents the dynamical defect and has an intrinsic

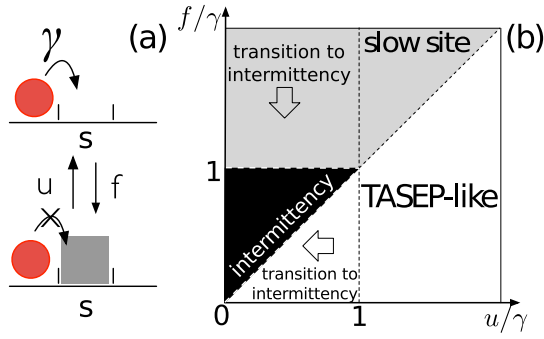


FIG. 1. (a) Mechanism for a 1-site dynamical defect: the site s (grey square) closes or opens with rates f and u , respectively. Particles hopping at rate γ cannot enter closed regions. Moreover, if a particle occupies the site s , the closing of that site is forbidden. (b) Sketch of the phase diagram of the system in the f/γ and u/γ space. The different regimes are separated by dashed lines.

two-state dynamics coupled to the presence of particles. The defect can pass from the *closed* state to the *open* state with rate u . The inverse process occurs with rate f only when all d sites of the defect are empty. Our results indicate that the single-site defect $d = 1$, Fig. 1a, exhibits the main features of the model. Therefore in this Letter we focus, for sake of simplicity, on this case. The model proposed here can be applied to describe further systems; for instance, junctions in transport networks [7] can be thought of as particular dynamical defects with influx dependent dynamics.

Numerical Simulations - We have performed continuous-time Monte Carlo simulations based on the Gillespie algorithm [8]. We have studied the model in a large parameter space taking several lattice sizes L (up to 4000) and varying the rates γ, u, f in order to explore all the different dynamical phases sketched in Fig. 1b. Similarly to other cases involving static defects or localized blockages in 1D systems, our model shows a reduction of the current with respect to the homogeneous TASEP; the current-density relation is a truncated parabola with a constant plateau value, see Fig. S1 [9]. In large systems, when the opening rate u decreases with respect to the other typical time scales, the current-density plateau lowers to smaller and smaller values, occupying a wider interval of densities and merging with the TASEP parabola $\gamma\rho(1-\rho)$ only at the extremities (for $\rho \rightarrow 0$ and $\rho \rightarrow 1$). As in [6], clusters of particles form before the defect so that the average density profiles are usually characterized by a sharp separation between a High Density (HD) and a Low Density (LD) phase. Depending on the relationship among the parameters γ, u and f we obtain different dynamical regimes, for which we determine the characteristic timescales via the computation of the probability distribution function of the time

lag between the passage of two consecutive particles at a given site [9]. Each regime exhibits a different slope in a log-linear scale defining characteristic timescales. Three main dynamical regimes appear: (i) TASEP-like regime: when $u > f > \gamma$ or $u > \gamma > f$, due to the rapid opening, the current is not affected by the defect. The system therefore behaves like a homogeneous TASEP and the only relevant timescale is $1/\gamma$ (white region in Fig. 1b); (ii) Static defect-like regime: when $f > u > \gamma$ the dynamical defect acts like a static one, allowing the passage of particles in a way that can be described with a single effective rate $q < \gamma$ (top-right gray region in Fig. 1b), similar to the model in [6]; (iii) Intermittent regime: when $\gamma > f > u$ there are two strongly separated timescales, in contrast to the former cases. The short timescale $1/\gamma$ is the time separation between the passage of two consecutive particles during an opening event, while the long timescale $1/u$ corresponds to the time intervals during which the defect is closed and obstructs the passage of particles (black region in Fig. 1b). This is a novel regime caused by the presence of the dynamical defect. The remaining cases ($\gamma > u > f$ and $f > \gamma > u$) are crossovers regimes between the intermittent and the homogeneous or static-defect TASEP-like behaviors, respectively. Strikingly, numerical simulations also show that the system is subject to severe finite-size effects. If not otherwise specified, the following results are intended to be valid in the limit of large systems. We will come back to the finite-size effects in the last section.

Mean-field approaches - To compute the current-density relationship we use a *finite-segment mean-field* (FSMF) approach [10]: the dynamics within the defect is treated exactly while the injection and exit rates in and from the dynamical defect are given by effective values. By imposing the current continuity and assuming that the system is split in HD and LD phases separated by a dynamical defect at site s , the densities have to be coupled as $\rho_{HD} = 1 - \rho_{LD} = 1 - \rho_s$ (ρ_s denotes the density of the defect site and we assume that the site s is in the LD phase). We then model both HD and LD parts as open TASEPs with effective entry and exit rates [7], with $\alpha' = \gamma(1 - \rho_s)$ being the injection rate and $\beta' = \gamma(1 - \rho_s)$ the depletion rate to and from the defect, respectively.

We solve the related master equation in the steady-state [9] and compute, as a function of ρ_s, f, u and γ , the probability to find a particle on site s , which is by definition equal to the normalized density ρ_s . One then obtains an expression for ρ_s as a function of all other parameters [9]. The plateau current is then given by $J_{\text{plateau}} = \gamma\rho_s(1 - \rho_s)$. This procedure can be extended to larger defects ($d > 1$).

To validate the FSMF theory, in Fig. 2a we show the relative difference $\Delta J/J = (J - J_{\text{FSMF}})/J$ between simulations and the FSMF in all the different regimes of the phase diagram. Data are taken in the middle of

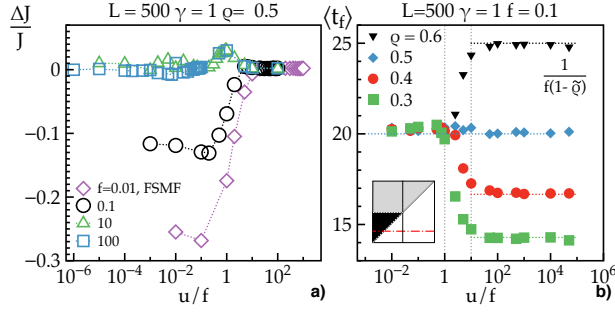


FIG. 2. (color online) (a) Relative difference $\Delta J/J = (J - J_{FSMF})/J$ between simulations and FSMF approach. Circles and diamonds show the crossover from the intermittent regime to the TASEP-like regime, while squares and triangles show the crossover from an intermediate-non intermittent regime to the slow-site like regime, see Fig.1b. (b) Average closing times $\langle t_f \rangle$ (in seconds) for different densities. Vertical dashed lines represent the boundaries between the different regimes crossed (see, dotted-dashed line in the inset).

the plateau of the current-density relation ($\rho = 0.5$), also to avoid deviations due to finite-size effects, which will be discussed in the last section. This analysis reveals that the FSMF approximation is not appropriate in the intermittent regime (circles and diamonds in Fig. 2a, $u/f < 1$), while it gives reasonably good results in the other regimes, in particular in the TASEP-like and the slow-site-like regimes.

Intermittent Dynamics— We now turn our attention to the intermittent regime, where the FSMF fails; we start by analysing the average time between consecutive opening and closing events $\langle t_f \rangle$, Fig. 2b. When the coupling between the conformation of the defect and the presence of particles is weak, i.e. u is the largest rate, the average time scales as $\langle t_f \rangle \sim f^{-1}$. But when the coupling is strong, i.e. γ is the largest rate, the former expression is corrected as $\langle t_f \rangle = [f(1 - \tilde{\rho})]^{-1}$, where $\tilde{\rho}$ is the probability to find a particle on the defect site given that the site s is open. This probability can be approximated in some limiting cases: in the TASEP-like regime, u is the fastest rate and hence the defect is almost always open. In this case $\tilde{\rho} \sim \rho$, and the current is very close to the one predicted by the pure TASEP. In contrast, in the intermittent regime $J(\rho)$ exhibits a plateau [9], within which the opening-closing dynamics is independent of the total density. In this case particles are blocked for long times behind the closed defect that occasionally opens, then allowing for a collective passage of particles, as confirmed by kymographs or space-time snapshots of the system [9]. Just after the opening of the defect, $\tilde{\rho}$ can be estimated from a simple mean-field approach: $d\tilde{\rho}/dt = \gamma\rho_l(1 - \tilde{\rho}) - \gamma\tilde{\rho}(1 - \rho_r)$, where ρ_l and ρ_r denote the density of particles before and after the defect, respectively. Approximating ρ_l by 1 and ρ_r by 0, one gets $\tilde{\rho} = 0.5$ in accordance with numerical simula-

tions (Fig. 2b).

Hence, an intermittent dynamics is established so that no net flow passes through the defect for a time of order $1/u$ and then a large current $J_{open} = \gamma\tilde{\rho}(1 - \tilde{\rho})$ flows for a time $\langle t_f \rangle$. This gives an average plateau current

$$J_{iMF} = \gamma\tilde{\rho}(1 - \tilde{\rho}) \frac{u/f}{1 - \tilde{\rho} + u/f} \quad (1)$$

which we refer to as *intermittent mean-field current* (iMF). Figure 3a shows that deep in the intermittent regime (where $\tilde{\rho} \sim 0.5$) this approach provides a substantial improvement to predict the current in the plateau, compared to the FSMF.

Finite-size effects— As anticipated, the system presents strong finite-size effects, remarkably pronounced in the intermittent regime; here the current-density relation of small lattices becomes asymmetric (Fig. 3a) showing a reduction of the current for small densities and enhancement for large densities. Figure 3a shows that the value of J in the plateau is not affected by the system size. However, the plateau disappears when systems with just a few sites are considered (Fig. 3b).

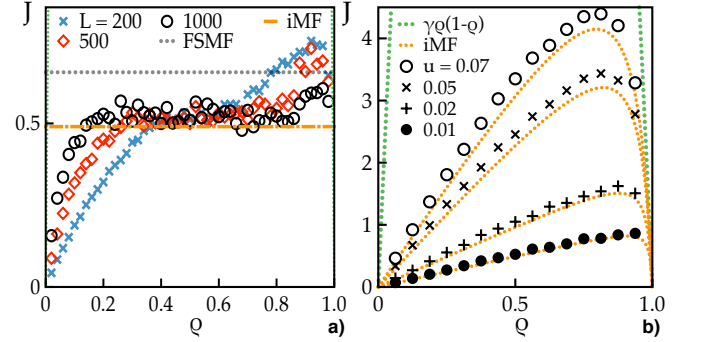


FIG. 3. (color online) (a) In the intermittent regime truncated parabolas are found only in the large L limit: smaller systems show current reduction (enhancement) at low (high) densities. The FSMF calculation is unable to predict the plateau value, while the iMF does. The parameter used are $f = 1s^{-1}$, $u = 0.01s^{-1}$ and $\gamma = 100s^{-1}$. (b) For very small systems (here $L = 16$) the iMF (dashed lines) correctly approximates the numerical $J(\rho)$ relation ($f = 1s^{-1}$, $\gamma = 100s^{-1}$).

Such a behavior can be rationalized as follows: while in the thermodynamic limit the probability to find a particle on the defect site, when open, is well approximated by $\tilde{\rho} \sim 0.5$, in very small systems (e.g. $L = 16$ in Fig. 3b) the unstable HD-LD interface moving from the dynamical defect quickly relaxes over the whole system to the homogeneous TASEP density. Therefore, when the defect allows the passage of particles, all the sites can be considered to be identical and the density on the defect $\tilde{\rho} \sim \rho$. Thus, identifying $\tilde{\rho}$ with ρ in Eq. (1) gives the quantitative good agreement shown in Fig. 3b. Moreover, this reasoning allows determining the lower boundary for the $J_L(\rho)$ relation for very small system sizes L ,

the upper boundary $J_\infty(\rho)$ being the truncated parabola profile predicted by the IMF theory. For intermediate system sizes L the situation is again different. Remarkably, the current for $\rho > 0.5$ is enhanced compared to the current obtained in the thermodynamic limit, while it is reduced for $\rho < 0.5$ (Fig. 3a). This effect can be understood by analyzing the relaxation dynamics after an opening event by integrating the system of L coupled ODEs describing the occupancy of each site in the lattice [9].

Intermittence and related finite-size effects have strong consequences on the density profiles too. While, similar to the static-defect case, outside the intermittent regime there is a sharp phase separation between the HD-LD before and after the dynamical defect (Fig. 4a), the presence of intermittence induces relevant boundary effects in the density profiles (Fig. 4b). This is a signature of the transient relaxation of the HD-LD interface during the time $\langle t_f \rangle$. Such strong correlations are associated to the non-stationary dynamics of finite systems, and are particularly evident at densities for which current reduction (or enhancement) occurs.

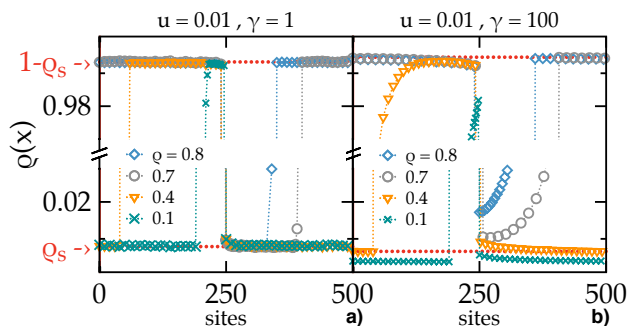


FIG. 4. (color online) Density profiles for a lattice with $L = 500$, $f = 1s^{-1}$, $u = 0.01s^{-1}$. (a) For $\gamma = 1s^{-1}$ there is a clear HD/LD separation with a sharp domain wall, in agreement with the FSMF (horizontal dotted lines). (b) In presence of intermittence ($\gamma = 100s^{-1}$) longer correlations are established and simulations deviate from the FSMF prediction.

Conclusion - In this Letter we have introduced the concept of transport on a lattice in the presence of local interactions between particles and the substrate, also referred to as *dynamical defects*. This concept is key to understand natural transport phenomena occurring on substrates with a fluctuating environment. It allows understanding fundamental biological processes such as protein synthesis or intracellular traffic, where the local conformation of the substrate can deeply influence the characteristics of the flow of molecular motors. The obtained results, however, are general and therefore applicable to other transport processes, such as vehicular or human traffic, or synthetic molecular devices.

The phenomenology is presented and studied by means of the totally asymmetric simple exclusion pro-

cess (TASEP), a prototypic model of transport in non-equilibrium physics. In this framework we have provided original mean-field arguments that allow reproducing and rationalizing the rich phenomenology of the model. We have thus unveiled a novel dynamical regime, characterized by an intermittent current of particles and induced by the local interaction and competition between particle motion and the defect dynamics. Importantly, we have found that a particle-lattice interaction triggers severe finite-size effects that have a counterintuitive strong impact on transport. For different system densities, the small size of the lattice unexpectedly reduces or enhances the flow of particles, inducing an asymmetric current-density profile.

Given the small size of biological substrates, the physics of the new intermittent regime is highly relevant to understand protein synthesis and motor protein transport. Bursts of gene expression have been often reported [11] and our results provide a physical mechanism to explain the contribution of the translation process to them. Moreover, intermittent behavior can strongly influence motor protein current fluctuations that can be measured in state of the art experiments [12]. In the biological context of mRNA translation, our results on finite-size effects would correspond to an increase in protein production for small mRNA strands compared to longer strands; interestingly, highly expressed proteins constituents of ribosomes are short [13].

The model presented here can be extended by including, for example, larger interaction sites or different boundary conditions. However, the observed phenomenology does not change: if the defect is extended ($d > 1$) the finite-size effects are even more pronounced than in the $d = 1$ case [14], and lattices with open boundaries, more common than lattices with periodic boundary conditions in practical applications, present the same characteristics, although edge effects can be relevant if the defect is moved close to the boundaries [14].

We are grateful to I. Stansfield for bringing to our attention this research topic, and to N. Kern, I. Neri and C. A. Brackley for valuable discussions. FT is supported by the French Ministry of Research, EP by CNRS and PHC no 19404QJ, LC by a SULSA studentship, MCR by BBSRC (BB/F00513/X1, BB/G010722) and SULSA, AP by the University of Montpellier 2 Scientific Council.

* l.cianchini@abdn.ac.uk; † denotes equal contribution.

- [1] B. Alberts, J. H. Wilson, and T. Hunt, *Molecular biology of the cell*, 5th ed. (Garland Science, New York, 2008).
- [2] D. Johann, C. Erlenkämper, and K. Kruse, *Phys. Rev. Lett.*, **108**, 258103 (2012); L. Reese, A. Melbinger, and E. Frey, *Biophysical Journal*, **101**, 2190 (2011).
- [3] M. E. Fouladvand, M. R. Shaebani, and Z. Sadjadi, *Journal of the Physical Society of Japan*, **73**, 3209 (2004).

- [4] A. Jelić, C. Appert-Rolland, and L. Santen, *Eur. Phys. Lett.*, **98**, 40009 (2012).
- [5] C. T. MacDonald, J. H. Gibbs, and A. C. Pipkin, *Biopolymers*, **6**, 1–5 (1968); B. Schmittman and R. K. P. Zia, in *Phase Transitions and Critical Phenomena*, Vol. 17, edited by C. Domb and J. Lebowitz (Academic Press, N Y, 1995) pp. 3–251; G. Schutz, in *Phase Transitions and Critical Phenomena*, Vol. 19, edited by C. Domb and J. Lebowitz (Academic Press, San Diego, 2001) pp. 3–251; T. Chou, K. Mallick, and R. K. P. Zia, *Reports on Progress in Physics*, **74**, 116601 (2011).
- [6] S. A. Janowsky and J. L. Lebowitz, *J Stat Phys*, **77**, 35 (1994).
- [7] B. Embley, A. Parmeggiani, and N. Kern, *Physical Review E*, **80**, 041128 (2009).
- [8] D. T. Gillespie, *J Comput Phys*, **22**, 403 (1976).
- [9] **See Supplemental Material at [LINK]**.
- [10] T. Chou and G. Lakatos, *Phys Rev Lett*, **93** (2004); J. J. Dong, R. K. P. Zia, and B. Schmittman, *J. Phys. A*, **42**, 015002 (2009).
- [11] J. Yu, J. Xiao, X. Ren, K. Lao, and X. S. Xie, *Science*, **311**, 1600 (2006), ISSN 0036-8075, 1095-9203.
- [12] C. Leduc, K. Padberg-Gehle, V. Varga, D. Helbing, S. Diez, and J. Howard, *Proceedings of the National Academy of Sciences*, **109**, 6100 (2012).
- [13] R. J. Planta and W. H. Mager, *Yeast* (Chichester, England), **14**, 471 (1998), ISSN 0749-503X, PMID: 9559554.
- [14] F. Turci, A. Parmeggiani, E. Pitard, M. C. Romano, and L. Ciandrini, in preparation (2012).