

# Signal Estimation with Arbitrary Error Metrics in Compressed Sensing

Jin Tan, *Student Member, IEEE*, Danielle Carmon, and Dror Baron, *Senior Member, IEEE*

## Abstract

Compressed sensing typically deals with the estimation of a system input from its noise-corrupted linear measurements, where the number of measurements is smaller than the number of input components. The performance of the estimation process is usually quantified by some standard error metric such as squared error or support set error. In this correspondence, we consider a noisy compressed sensing problem with any arbitrary error metric. We propose a simple, fast, and highly general algorithm that estimates the original signal by minimizing the error metric defined by the user. We verify that our algorithm is optimal owing to the decoupling principle, and we describe a general method to compute the fundamental information-theoretic performance limit for any error metric. We provide two example metrics — minimum mean absolute error and minimum mean support error — and give the theoretical performance limits for these two cases. Experimental results show that our algorithm outperforms methods such as relaxed belief propagation (relaxed BP) and compressive sampling matching pursuit (CoSaMP), and reaches the suggested theoretical limits for our two example metrics.

## Index Terms

Belief propagation, compressed sensing, error metric, estimation theory.

## I. INTRODUCTION

### A. Motivation

Compressed sensing [1–3] has received a great deal of attention in recent years, because it deals with signal reconstruction problems with far fewer samples than required by the Nyquist rate, greatly reducing the sampling rates required in signal processing applications, such as cameras, medical scanners, and high speed radar [4].

Consider a linear system,

$$\mathbf{w} = \Phi \mathbf{x}, \quad (1)$$

where the system input  $\mathbf{x} \in \mathbb{R}^N$  is independent and identically distributed (i.i.d.), and the random linear mixing matrix  $\Phi \in \mathbb{R}^{M \times N}$  is known (typically  $M < N$ ). The vector  $\mathbf{w} \in \mathbb{R}^M$  is called the measurement of  $\mathbf{x}$ , and is

An early version of this work will be presented at the IEEE Statistical Signal Processing workshop (SSP), Ann Arbor, MI, Aug. 2012.

The authors are with the Department of Electrical and Computer Engineering, North Carolina State University, Raleigh, NC 27695. E-mail: {jtan,dmcarmon,dzbaron}@ncsu.edu.

passed through a bank of separable channels characterized by conditional distributions,

$$f_{\mathbf{Y}|\mathbf{W}}(\mathbf{y}|\mathbf{w}) = \prod_{i=1}^M f_{Y|W}(y_i|w_i). \quad (2)$$

Note that the channels are general and are not restricted to Gaussian. We observe the channel output  $\mathbf{y}$ , and want to estimate the original input signal  $\mathbf{x}$  from  $\mathbf{y}$  and  $\Phi$ .

The performance of the estimation process is often characterized by some error metric that quantifies the distance between the estimated and the original signals. For a signal  $\mathbf{x}$  and its estimate  $\hat{\mathbf{x}}$ , both of length  $N$ , the error between them is the summation over the component-wise errors,

$$D(\hat{\mathbf{x}}, \mathbf{x}) = \sum_{i=1}^N d(\hat{x}_i, x_i). \quad (3)$$

For example, if the metric is absolute error, then  $d(\hat{x}_i, x_i) = |\hat{x}_i - x_i|$ ; for squared error,  $d(\hat{x}_i, x_i) = (\hat{x}_i - x_i)^2$ .

Squared error is one of the most popular error metrics in various problems, due to many of its mathematical advantages. For example, minimum mean squared error (MMSE) estimation provides both variance and bias information about an estimator [5], and in the Gaussian case it is linear and thus often easy to implement [6]. However, there are applications where MMSE estimation is inappropriate, for example because it is sensitive to outliers [7, 8]. Therefore, alternative error metrics, such as mean absolute error (median), mean cubic error, or Hamming distance, are used instead. Considering the significance of various types of error metrics other than squared error, a general estimation algorithm that can minimize any desired error metric is of interest.

### B. Related work

As mentioned above, squared error is most commonly used as the error metric in estimation problems given by (1) and (2). Mean-square optimal analysis and algorithms were introduced in [9–13] to estimate a signal from measurements corrupted by Gaussian noise; in [14–16], further discussions were made about the circumstances where the output channel is arbitrary, while, again, the MMSE estimator was put forth. Another line of work, based on a greedy algorithm called *orthogonal matching pursuit*, was presented in [17, 18] where the mean squared error decreases over iterations. Absolute error is also under intense study in signal estimation. For example, an efficient sparse recovery scheme that minimizes the absolute error was provided in [19, 20]; in [21], a fundamental analysis was offered on the minimal number of measurements required while keeping the estimation error within a certain range, and absolute error was one of the metrics concerned. Support recovery error is another metric of great importance, for example because it relates to properties of the measurement matrices [22]. The authors of [22–24] discussed the support error rate when recovering a sparse signal from its noisy measurements; support-related performance metrics were applied in the derivations of theoretical limits on the sampling rate for signal recovery [25, 26]. The readers may notice that previous work only paid attention to limited types of error metrics. What if absolute error, cubic error, or other non-standard metrics are required in a certain application?

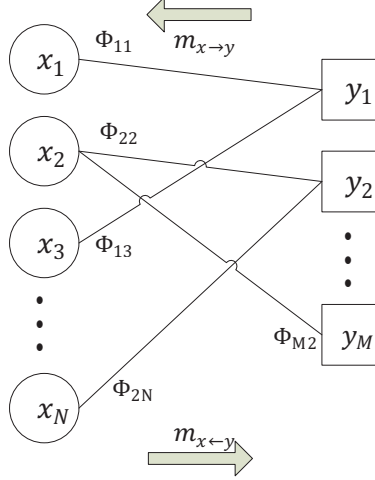


Fig. 1. *Tanner graph for relaxed belief propagation.*

### C. Contributions

In this correspondence: (i) we suggest a Bayesian estimation algorithm that minimizes an arbitrary error metric; (ii) we prove that the algorithm is optimal; (iii) we study the fundamental information-theoretic performance limit of an estimation for a given metric; and (iv) we derive the performance limits for minimum mean absolute error and minimum mean support error estimators. This algorithm applies the relaxed belief propagation (BP) method [10, 15] and the decoupling principle [9, 11, 12, 14]. It is simple and fast, and it reconstructs the original signal based on minimizing the expected error metric of interest. This is convenient for users who desire to recover the original signal with a non-standard error metric. Simulation results show that our algorithm outperforms algorithms such as relaxed BP [15], which is optimal for squared error, and compressive sampling matching pursuit (CoSaMP) [18], a greedy reconstruction algorithm. Moreover, we compare our algorithm with the suggested theoretical limits for minimum mean absolute error (MMAE) and minimum mean support error (MMSuE), and illustrate that our algorithm is optimal.

The remainder of the correspondence is arranged as follows: we review the idea of relaxed BP and the decoupling principle in Section II, and then describe our estimation algorithm and discuss its performance in Section III. Simulation results are given in Section IV, while conclusions appear in Section V. Some mathematical details appear in appendices.

## II. REVIEW OF RELAXED BELIEF PROPAGATION

Before describing the estimation algorithm, a review of the relaxed BP method [10, 15] is helpful.

Belief Propagation (BP) [27] is an iterative method used to compute the marginals of a Bayesian network. Consider the bipartite graph, called a *Tanner* or *factor* graph, shown in Figure 1, where circles represent random variables (called *variable nodes*), and related variables are connected through functions (represented by squares, called *factor nodes* or *function nodes*) that indicate their dependence. In standard BP, there are two types of messages passed through the nodes: messages from variable nodes to factor nodes,  $m_{x \rightarrow y}$ , and messages from factor nodes

to variable nodes,  $m_{y \rightarrow x}$ . If we denote the set of function nodes connected to the variable  $x$  by  $N(x)$ , the set of variable nodes connected to the function  $y$  by  $N(y)$ , and the factor function at node  $y$  by  $\Psi_y$ , then the two types of messages are defined as follows [27]:

$$\begin{aligned} m_{x \rightarrow y} &= \prod_{k \in N(x) \setminus y} m_{k \rightarrow x}, \\ m_{y \rightarrow x} &= \sum_{\ell \in N(y) \setminus x} \Psi_y m_{\ell \rightarrow y}. \end{aligned}$$

Inspired by the basic BP idea described above, the authors of [10, 14] developed iterative algorithms for estimation problems in linear mixing systems. In the Tanner graph, an input vector  $x = [x_1, x_2, \dots, x_N]$  is associated with the variable nodes (input nodes), and the output vector  $y = [y_1, y_2, \dots, y_M]$  is associated with the function nodes (output nodes). If  $\Phi_{ij} \neq 0$ , then nodes  $x_j$  and  $y_i$  are connected to an edge  $(i, j)$ , where the set of such edges  $E$  is defined as  $E = \{(i, j) : \Phi_{ij} \neq 0\}$ .

In standard BP methods [28, 29], the distribution functions of  $x_j$  and  $w_i$  as well as the channel distribution function  $f_{Y|W}(y_i|w_i)$  were set to be the messages passed along the graph, but it is difficult to compute those distributions, making the standard BP method computationally expensive. In [10], a simplified algorithm, called *relaxed belief propagation*, was suggested. In this algorithm, means and variances replace the distribution functions themselves and serve as the messages passed through nodes in the Tanner graph, greatly reducing the computational complexity. In [14–16, 30], this method was extended to a more general case where the channel is not necessarily Gaussian.

An important result for BP in compressed sensing is that, as the signal dimension  $N \rightarrow \infty$  and  $M/N$  is fixed, the BP process decouples the linear mixing channels (2) to a series of parallel scalar Gaussian channels [9, 11, 12, 14]. In other words, estimating the input signal  $\mathbf{x}$  from the output  $\mathbf{y}$  of a linear mixing system (1), (2) is statistically equivalent to estimating each input entry  $x_j$  from a scalar Gaussian channel output  $q_j$ :

$$q_j = x_j + v_j, \quad \text{for } i = 1, 2, 3, \dots, N, \quad (4)$$

where each channel's additive Gaussian noise  $v_j$  is  $\mathcal{N}(0, \mu)$  distributed, and  $\mu$  satisfies Tanaka's fixed point equation [9, 11, 12, 16, 28, 31].

### III. ESTIMATION ALGORITHM

#### A. Algorithm

Figure 2 illustrates the structure of our metric-optimal estimation algorithm (dashed box). The inputs of the algorithm are: (i) a distribution function  $f_{\mathbf{x}}(\mathbf{x})$ , the prior of the original input  $\mathbf{x}$ ; (ii) a vector  $\mathbf{q} = (q_1, q_2, \dots, q_N)$ , the outputs of the scalar Gaussian channels computed by relaxed BP [15]; (iii) a scalar  $\mu$ , the variance of the Gaussian noise in (4); and (iv) an error metric function  $D(\hat{\mathbf{x}}, \mathbf{x})$  specified by the user.

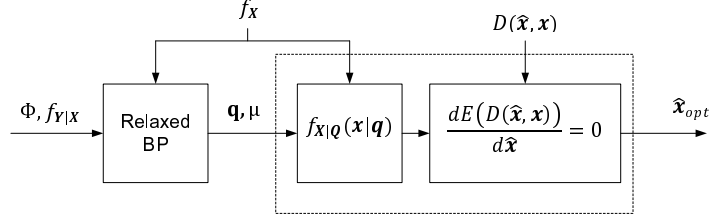


Fig. 2. The structure of the metric-optimal estimation algorithm.

Now that we know that the scalar channels have additive Gaussian noise, and that the variances of the noise are all  $\mu$ , we can compute the conditional probability density function  $f_{\mathbf{X}|\mathbf{Q}}(\mathbf{x}|\mathbf{q})$  from Bayes' rule:

$$\begin{aligned} f_{\mathbf{X}|\mathbf{Q}}(\mathbf{x}|\mathbf{q}) &= \frac{f_{\mathbf{Q}|\mathbf{X}}(\mathbf{q}|\mathbf{x})f_{\mathbf{X}}(\mathbf{x})}{f_{\mathbf{Q}}(\mathbf{q})} \\ &= \frac{f_{\mathbf{Q}|\mathbf{X}}(\mathbf{q}|\mathbf{x})f_{\mathbf{X}}(\mathbf{x})}{\int f_{\mathbf{Q}|\mathbf{X}}(\mathbf{q}|\mathbf{x})f_{\mathbf{X}}(\mathbf{x})d\mathbf{x}}. \end{aligned} \quad (5)$$

Given an error metric  $D(\hat{\mathbf{x}}, \mathbf{x})$ , the optimal estimand  $\hat{\mathbf{x}}_{\text{opt}}$  is generated by minimizing the conditional expectation of the error metric  $E[D(\hat{\mathbf{x}}, \mathbf{x})|\mathbf{q}]$ , which is easy to compute using  $f_{\mathbf{X}|\mathbf{Q}}(\mathbf{x}|\mathbf{q})$ :

$$\begin{aligned} E[D(\hat{\mathbf{x}}, \mathbf{x})|\mathbf{q}] &= \int D(\hat{\mathbf{x}}, \mathbf{x})f_{\mathbf{X}|\mathbf{Q}}(\mathbf{x}|\mathbf{q})d\mathbf{x} \\ &= \int D(\hat{\mathbf{x}}, \mathbf{x}) \frac{1}{\sqrt{(2\pi\mu)^N}} \exp\left(-\frac{\|\mathbf{q} - \mathbf{x}\|^2}{2\mu}\right) d\mathbf{x}. \end{aligned} \quad (6)$$

Then,

$$\hat{\mathbf{x}}_{\text{opt}} = \arg \min_{\hat{\mathbf{x}}} \int D(\hat{\mathbf{x}}, \mathbf{x})f_{\mathbf{X}|\mathbf{Q}}(\mathbf{x}|\mathbf{q})d\mathbf{x}. \quad (7)$$

We solve for  $\hat{\mathbf{x}}_{\text{opt}}$  based on characteristics of the metric function  $D(\hat{\mathbf{x}}, \mathbf{x})$ , and we differentiate between continuous and discrete cases.

1)  $D(\hat{\mathbf{x}}, \mathbf{x})$  is *continuous*: Under a condition that  $D(\hat{\mathbf{x}}, \mathbf{x})$  is continuous and differentiable almost everywhere, we simply take the derivative of (6), set it equal to zero, and solve for  $\hat{\mathbf{x}}_{\text{opt}}$ ,

$$\left. \frac{\partial \int D(\hat{\mathbf{x}}, \mathbf{x})f_{\mathbf{X}|\mathbf{Q}}(\mathbf{x}|\mathbf{q})d\mathbf{x}}{\partial \hat{\mathbf{x}}} \right|_{\hat{\mathbf{x}}=\hat{\mathbf{x}}_{\text{opt}}} = 0. \quad (8)$$

Because both the error metric function  $D(\hat{\mathbf{x}}, \mathbf{x})$  and the conditional probability  $f_{\mathbf{X}|\mathbf{Q}}(\mathbf{x}|\mathbf{q})$  are separable, the problem reduces to scalar estimation [6]. The derivative (8) is solved in a component-wise fashion:

$$\left. \frac{\partial \int d(\hat{x}_i, x_i)f(x_i|q_i)dx_i}{\partial \hat{x}_i} \right|_{\hat{x}_i=\hat{x}_{i,\text{opt}}} = 0, \quad (9)$$

for each  $x_i$ ,  $i \in \{1, 2, 3, \dots, N\}$ . We discuss absolute error as an example of this case in Section III-C.

2)  $D(\hat{\mathbf{x}}, \mathbf{x})$  is *discrete*: If the error metric function is discrete, then we evaluate the minimizer  $\hat{\mathbf{x}}_{\text{opt}}$  by exhaustive search. We discuss support recovery error as an example of this case in Section III-D.

### B. Theoretical results

Having discussed the algorithm, we now give a theoretical justification for its performance. Note that the decoupling principle that we use in our proofs is based on the replica method in statistical physics, and is not rigorous [9]. Therefore, our results are given as claims. On the other hand, replica analyses in compressed sensing can be made rigorous in some cases; see for example Bayati and Montanari [32].

*Claim 1:* Given the system model described by (1), (2) and an error metric  $D(\hat{\mathbf{x}}, \mathbf{x})$  of the form defined by (3), as the signal dimension  $N \rightarrow \infty$  and the measurement ratio  $M/N$  is fixed, the optimal estimand of the input signal is given by

$$\hat{\mathbf{x}}_{\text{opt}} = \arg \min_{\hat{\mathbf{x}}} E [D(\hat{\mathbf{x}}, \mathbf{x}) | \mathbf{q}], \quad (10)$$

where the vector  $\mathbf{q}$  is the output of the decoupled Gaussian scalar channel (4).

*Proof:* From the main result by Guo and Verdú [9], linear mixed channels can be decoupled to a bank of scalar Gaussian channels  $q_i = x_i + v_i$  where  $v_i \sim \mathcal{N}(0, \mu)$  for  $i \in \{1, 2, \dots, N\}$  as  $N \rightarrow \infty$ . Then,  $f_{X_i|\mathbf{Y}}(x_i|\mathbf{y})$  gives the same distribution as  $f_{X_i|Q_i}(x_i|q_i)$ . In other words, once we know the value of  $\mu$ , estimating each  $x_i$  from all channel outputs  $\mathbf{y} = (y_1, y_2, \dots, y_M)$  is equivalent to estimating  $x_i$  from the corresponding scalar channel output  $q_i$ . Therefore, an estimator based on minimizing the conditional expectation of the error metric,  $E(D(\hat{\mathbf{x}}, \mathbf{x}) | \mathbf{q})$ , gives the best possible result. ■

Claim 1 states that, in the large system limit, the estimator satisfying (10) or (7) is optimal, because it minimizes the conditional expectation of the error metric. The key point in the estimation problem is to obtain the posterior  $f_{X_i|\mathbf{Y}}$ . Fortunately, the relaxed BP algorithm provides an asymptotically optimal method to decouple the mixing channels and thus an equivalent posterior  $f_{X_i|Q_i}(x_i|q_i)$  can be computed easily, and our algorithm utilizes this convenient feature.

Following Claim 1, we can compute the minimum expected error achievable by *any* estimation algorithm for any error metric  $D(\hat{\mathbf{x}}_{\text{opt}}, \mathbf{x})$ . This minimum expected error is the fundamental information-theoretic performance limit of interest in this problem; no estimation algorithm can out-perform this limit. At the same time, we will see for two example error metrics that our BP-based algorithm *matches* the performance of the information-theoretic limit, and is thus optimal.

*Claim 2:* With the optimal estimand  $\hat{\mathbf{x}}_{\text{opt}}$  determined by (7), the minimum mean user-defined error (MMUE) is given by

$$\text{MMUE}(f_{\mathbf{X}}, \mu) = \int_{R(\mathbf{Q})} \left( \int_{R(\mathbf{X})} D(\hat{\mathbf{x}}_{\text{opt}}, \mathbf{x}) \left( \frac{1}{\sqrt{(2\pi\mu)^N}} \exp \left( -\frac{\|\mathbf{q} - \mathbf{x}\|^2}{2\mu} \right) \right) f_{\mathbf{X}}(\mathbf{x}) d\mathbf{x} \right) d\mathbf{q},$$

where  $R(\cdot)$  represents the range of a variable, and  $\mu$  is the variance of the noise of the scalar Gaussian channel (4).

*Proof:*

$$\begin{aligned}
\text{MMUE}(f_{\mathbf{X}}, \mu) &= E[D(\hat{\mathbf{x}}_{\text{opt}}, \mathbf{x})] \\
&= \int_{R(\mathbf{Q})} E_{\mathbf{Q}} \left[ E[D(\hat{\mathbf{x}}_{\text{opt}}, \mathbf{x}) | \mathbf{q}] \right] f_{\mathbf{Q}}(\mathbf{q}) d\mathbf{q} \\
&= \int_{R(\mathbf{Q})} E[D(\hat{\mathbf{x}}_{\text{opt}}, \mathbf{x}) | \mathbf{q}] f_{\mathbf{Q}}(\mathbf{q}) d\mathbf{q} \\
&= \int_{R(\mathbf{Q})} \left( \int_{R(\mathbf{X})} D(\hat{\mathbf{x}}_{\text{opt}}, \mathbf{x}) f_{\mathbf{X}|\mathbf{Q}}(\mathbf{x}|\mathbf{q}) d\mathbf{x} \right) f_{\mathbf{Q}}(\mathbf{q}) d\mathbf{q} \\
&= \int_{R(\mathbf{Q})} \left( \int_{R(\mathbf{X})} D(\hat{\mathbf{x}}_{\text{opt}}, \mathbf{x}) \frac{f_{\mathbf{Q}|\mathbf{X}}(\mathbf{q}|\mathbf{x}) f_{\mathbf{X}}(\mathbf{x})}{f_{\mathbf{Q}}(\mathbf{q})} d\mathbf{x} \right) f_{\mathbf{Q}}(\mathbf{q}) d\mathbf{q} \\
&= \int_{R(\mathbf{Q})} \left( \int_{R(\mathbf{X})} D(\hat{\mathbf{x}}_{\text{opt}}, \mathbf{x}) f_{\mathbf{Q}|\mathbf{X}}(\mathbf{q}|\mathbf{x}) f_{\mathbf{X}}(\mathbf{x}) d\mathbf{x} \right) d\mathbf{q} \\
&= \int_{R(\mathbf{Q})} \left( \int_{R(\mathbf{X})} D(\hat{\mathbf{x}}_{\text{opt}}, \mathbf{x}) \frac{1}{\sqrt{(2\pi\mu)^N}} \exp\left(-\frac{\|\mathbf{q} - \mathbf{x}\|^2}{2\mu}\right) f_{\mathbf{X}}(\mathbf{x}) d\mathbf{x} \right) d\mathbf{q}.
\end{aligned}$$

■

Using both claims, we further analyze the estimation performance limits for two well-known error metrics in Sections III-C and III-D.

### C. Absolute error

Because the MMSE is the mean of the conditional distribution, the outliers in the set of data may corrupt the estimation, and in this case the minimum mean absolute error (MMAE) is a good alternative. For absolute error,  $d_{\text{AE}}(\hat{x}_i, x_i) = |\hat{x}_i - x_i|$ , and we have the following corollary describing the performance limit of an MMAE estimator, where the proof is given in Appendix A.

*Corollary 1:* For a system modeled by (1), (2), the minimum mean absolute error estimator achieves

$$\text{MMAE}(f_{\mathbf{X}}, \mu) = N \int_{-\infty}^{+\infty} \left( \int_{-\infty}^{\hat{x}_{i,\text{MMAE}}} (-x_i) f_{X_i|Q_i}(x_i|q_i) dx_i + \int_{\hat{x}_{i,\text{MMAE}}}^{+\infty} x_i f_{X_i|Q_i}(x_i|q_i) dx_i \right) f_{Q_i}(q_i) dq_i, \quad (11)$$

where  $x_i$  (respectively,  $q_i$ ) is the input (respectively, output) of the scalar Gaussian channel (4),  $\hat{x}_{i,\text{MMAE}}$  satisfies  $\int_{\hat{x}_{i,\text{MMAE}}}^{+\infty} f_{X_i|Q_i}(x_i|q_i) dx_i = \frac{1}{2}$ , and  $f_{X_i|Q_i}(x_i|q_i)$  is a function of  $f_{X_i}$  following (5).

### D. Support Recovery Error

In some applications in compressed sensing, correctly estimating the locations where the data has non-zero values is almost as important as estimating the exact values of the data; it is a standard model selection error criterion [22]. The process of estimating the non-zero locations is called *support recovery*. Support recovery error is defined as follows, and this metric function is discrete,

$$d_{\text{support}} = \Pr(\text{xor}(x_i, \hat{x}_i)),$$

where

$$\text{xor}(x_i, \hat{x}_i) = \begin{cases} 0, & \text{if } x_i = 0 \text{ and } \hat{x}_i = 0 \\ 0, & \text{if } x_i \neq 0 \text{ and } \hat{x}_i \neq 0 \\ 1, & \text{if } x_i = 0 \text{ and } \hat{x}_i \neq 0 \\ 1, & \text{if } x_i \neq 0 \text{ and } \hat{x}_i = 0 \end{cases}.$$

*Corollary 2:* For a system modeled by (1), (2), where  $f_{\mathbf{X}}$  is an i.i.d. sparse Gaussian prior such that  $\Pr(X_i \neq 0) = p$  and  $X_i \neq 0 \sim \mathcal{N}(0, \sigma^2)$ , the minimum mean support error estimator achieves

$$\text{MMSuE}(f_{\mathbf{X}}, \mu) = N \cdot (1 - p) \cdot \text{erfc} \left( \sqrt{\frac{\tau}{2\mu}} \right) + N \cdot p \cdot \text{erf} \left( \sqrt{\frac{\tau}{2(\sigma^2 + \mu)}} \right), \quad (12)$$

where

$$\tau = 2 \cdot \frac{\sigma^2 + \mu}{\sigma^2/\mu} \cdot \ln \left( \frac{(1 - p)\sqrt{\sigma^2/\mu + 1}}{p} \right).$$

Corollary 2 is proved in Appendix B.

#### IV. NUMERICAL RESULTS

Some numerical results are shown in this section to illustrate the performance of our estimation algorithm when minimizing a user-defined error metric. The Matlab implementation of our algorithm can be found at [http://people.engr.ncsu.edu/dzbaron/software/arb\\_metric/](http://people.engr.ncsu.edu/dzbaron/software/arb_metric/).

We test our estimation algorithm on two linear systems modeled by (1) and (2): (i) Gaussian input and Gaussian channel; (ii) Weibull input and Poisson channel. In both cases, the input's length  $N$  is 10,000, and its sparsity rate is 3%, meaning that the entries of the input vector are non-zero with probability 3%, and zero otherwise. The matrix  $\Phi$  we use is Bernoulli(0.5) distributed, and is normalized to have unit-norm rows. In the first case, the non-zero input entries are  $\mathcal{N}(0, 1)$  distributed, and the Gaussian noise is  $\mathcal{N}(0, 3 \cdot 10^{-4})$  distributed, i.e., the signal to noise ratio (SNR) is 20dB. In the second case, the non-zero input entries are Weibull distributed,

$$f(x_i; \lambda, k) = \begin{cases} \frac{k}{\lambda} \left( \frac{x_i}{\lambda} \right)^{k-1} e^{-(x_i/\lambda)^k} & x_i \geq 0 \\ 0 & x_i < 0 \end{cases},$$

where  $\lambda = 1$  and  $k = 0.5$ . The Poisson channel is

$$f_{Y|W}(y_i|w_i) = \frac{(\alpha w_i)^{y_i} e^{-(\alpha w_i)}}{y_i!}, \quad \text{for all } i \in \{1, 2, \dots, M\},$$

where the scaling factor of the input is  $\alpha = 100$ .

In order to illustrate that our estimation algorithm is suitable for reasonable error metrics, we considered absolute error and two other non-standard metrics:

$$\text{Error}_p = \sum_{j=1}^N |\hat{x}_j - x_j|^p,$$

where  $p = 0.5$  or  $1.5$ .



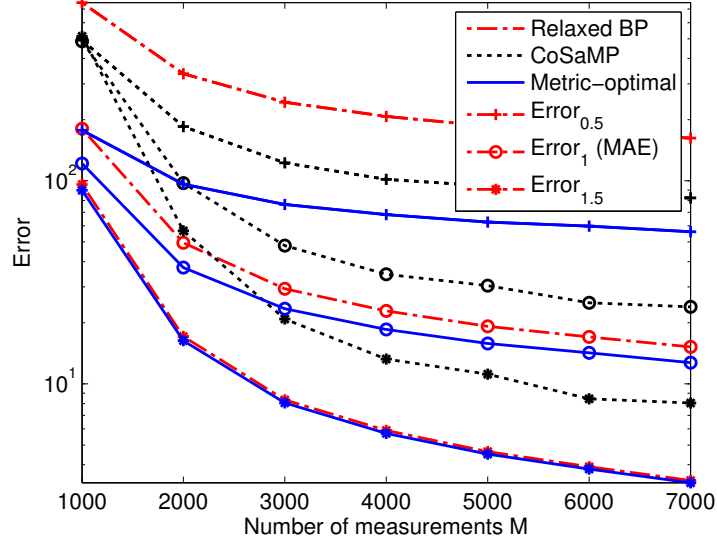


Fig. 3. Comparison of the metric-optimal estimation algorithm, relaxed BP, and CoSaMP. (Sparse Gaussian input and Gaussian channel; sparsity rate= 3%; input length  $N=10,000$ ;  $SNR=20dB$ .)

We compare our algorithm with the relaxed BP [15] and CoSaMP [18] algorithms. In Figure 3 and Figure 4, lines marked with “metric-optimal” present the errors of our estimation algorithm, and lines marked with “Relaxed BP” (respectively, “CoSaMP”) show the errors of the relaxed BP (respectively, CoSaMP) algorithm. Each point in the figure is an average of 100 experiments with the same parameters. Because the Poisson channel is not an additive noise channel and is not suitable for CoSaMP, the “MAE” and the “Error<sub>1.5</sub>” lines for “CoSaMP” in Figure 4 appear beyond the scope of vertical axis. It can be seen that our metric-optimal algorithm outperforms the other two methods.

To demonstrate the theoretical analysis of our algorithm in Sections III-C and III-D, we compare our MMAE estimation results with the theoretical limit (11) in Figure 5, where the integrations are computed numerically. In Figure 6, we compare our MMSuE estimator with the theoretical limit (12), where the value of  $\mu$  is acquired numerically from the relaxed BP method [33] with 20 iterations. In both figures, each point on the “metric-optimal” line is generated by averaging 40 experiments with the same parameters. It is shown from both figures that the two lines are on top of each other. Therefore our estimation algorithm reaches both limits and is optimal.

## V. CONCLUSION

In this correspondence, we introduced a simple and fast estimation algorithm that deals with arbitrary error metrics in noisy compressed sensing. We verified that the algorithm is optimal in the large system limit, and provided a general method to compute the minimum expected error achievable by any estimation algorithm for a user-defined error metric. We started with the scalar Gaussian channel model of the relaxed BP algorithm and extended it to a method that is applicable to any user-defined error metric. We discussed two error metric examples, MMAE and MMSuE, and gave the theoretical performance limits for them. We also illustrated numerically that our algorithm reaches these two theoretical limits, and outperforms the relaxed BP and the CoSaMP methods.

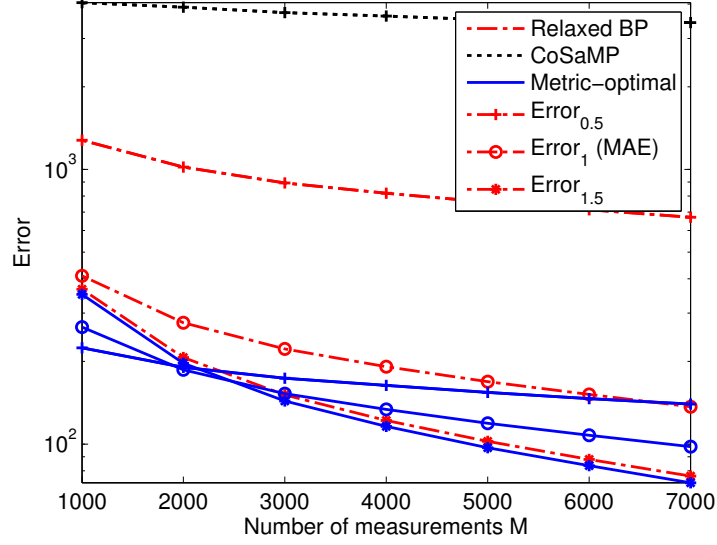


Fig. 4. Comparison of the metric-optimal estimation algorithm, relaxed BP, and CoSaMP. The “MAE” and the “Error<sub>1.5</sub>” lines for “CoSaMP” appear beyond the scope of vertical axis. (Sparse Weibull input and Poisson channel; sparsity rate= 3%; input length  $N=10,000$ ; input scaling factor  $\alpha = 100$ .)

#### APPENDIX A PROOF OF COROLLARY 1

When

$$d_{\text{AE}}(\hat{x}_i, x_i) = |\hat{x}_i - x_i|,$$

equations (7) and (8) solve for the MMAE estimand,  $\hat{x}_{\text{MMAE}}$ . We must satisfy (9),

$$\left. \frac{d E(|\hat{x}_i - x_i| | q_i)}{d \hat{x}_i} \right|_{\hat{x}_i = \hat{x}_{i, \text{MMAE}}} = 0, \quad (13)$$

for each  $i = \{1, 2, \dots, N\}$ . But

$$\begin{aligned} E(|\hat{x}_i - x_i| | q_i) &= \int_0^\infty \Pr(|\hat{x}_i - x_i| > t | q_i) dt \\ &= \int_0^\infty \Pr(\hat{x}_i - x_i > t | q_i) dt + \int_0^\infty \Pr(\hat{x}_i - x_i < -t | q_i) dt \\ &= \int_{-\infty}^{\hat{x}_i} \Pr(x_i < t_1 | q_i) dt_1 + \int_{\hat{x}_i}^\infty \Pr(x_i > t_2 | q_i) dt_2, \end{aligned} \quad (14)$$

where changes of variables  $t_1 = \hat{x}_i - t$  and  $t_2 = \hat{x}_i + t$  are applied in (14). Using (13) and (14), we need

$$\Pr(x_i < \hat{x}_{i, \text{MMAE}} | q_i) - \Pr(x_i > \hat{x}_{i, \text{MMAE}} | q_i) = 0,$$

and thus  $\hat{x}_{i, \text{MMAE}}$  is given as the median of the conditional statistics  $f_{X_i | Q_i}(x_i | q_i)$ ,

$$\int_{-\infty}^{\hat{x}_{i, \text{MMAE}}} f_{X_i | Q_i}(x_i | q_i) dx_i = \int_{\hat{x}_{i, \text{MMAE}}}^{+\infty} f_{X_i | Q_i}(x_i | q_i) dx_i = \frac{1}{2}.$$

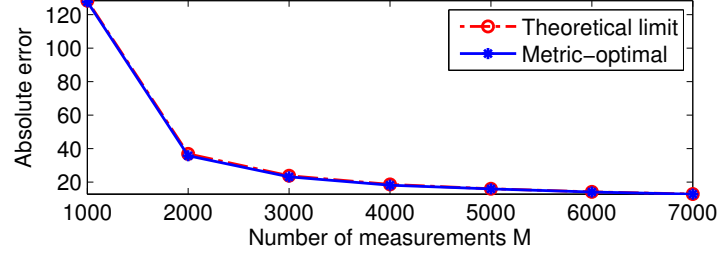


Fig. 5. Comparison of the minimum mean absolute error (MMAE) estimator and the theoretical limit (11). The two lines are on top of each other. (Sparse Gaussian input and Gaussian channel; sparsity rate= 3%; input length  $N=10,000$ ; SNR=20dB.)

Then, the conditional mean absolute error is,

$$\begin{aligned}
 & E[|\hat{x}_{i,\text{MMAE}} - x_i| | q_i] \\
 &= \int_{-\infty}^{+\infty} |\hat{x}_{i,\text{MMAE}} - x_i| f_{X_i|Q_i}(x_i|q_i) dx_i \\
 &= \int_{-\infty}^{\hat{x}_{i,\text{MMAE}}} (\hat{x}_{i,\text{MMAE}} - x_i) f_{X_i|Q_i}(x_i|q_i) dx_i + \int_{\hat{x}_{i,\text{MMAE}}}^{+\infty} (x_i - \hat{x}_{i,\text{MMAE}}) f_{X_i|Q_i}(x_i|q_i) dx_i \\
 &= \int_{-\infty}^{\hat{x}_{i,\text{MMAE}}} (-x_i) f_{X_i|Q_i}(x_i|q_i) dx_i + \int_{\hat{x}_{i,\text{MMAE}}}^{+\infty} x_i f_{X_i|Q_i}(x_i|q_i) dx_i.
 \end{aligned}$$

Therefore, the MMAE for location  $i$ ,  $\text{MMAE}_i(f_{X_i}, \mu)$ , is

$$\begin{aligned}
 \text{MMAE}_i(f_{X_i}, \mu) &= E[|\hat{x}_{i,\text{MMAE}} - x_i|] \\
 &= \int_{-\infty}^{+\infty} E[|\hat{x}_{i,\text{MMAE}} - x_i| | q_i] f_{Q_i}(q_i) dq_i \\
 &= \int_{-\infty}^{+\infty} \left( \int_{-\infty}^{\hat{x}_{i,\text{MMAE}}} (-x_i) f_{X_i|Q_i}(x_i|q_i) dx_i + \int_{\hat{x}_{i,\text{MMAE}}}^{+\infty} x_i f_{X_i|Q_i}(x_i|q_i) dx_i \right) f_{Q_i}(q_i) dq_i.
 \end{aligned}$$

We note in passing that the integrations can be evaluated numerically in an implementation.

Because the input  $\mathbf{x}$  is i.i.d., and the decoupled scalar channels have the same parameter  $\mu$ , the values of  $\text{MMAE}_i$  for all  $i \in \{1, 2, \dots, N\}$  are the same, and the overall MMAE is

$$\text{MMAE}(f_{\mathbf{X}}, \mu) = N \cdot \text{MMAE}_i(f_{X_i}, \mu).$$

## APPENDIX B

### PROOF OF COROLLARY 2

Similar to the idea of giving a limit on support recovery error rate [23], we derive the MMSuE limit for the case where the input is real-valued and the matrix  $\Phi$  is rectangular ( $M < N$ ). In the scalar Gaussian channel (4), we factor the sparse Gaussian input  $X_i$  into  $X_i = U_i \cdot B_i$ , where  $U_i \sim \mathcal{N}(0, \sigma^2)$  and  $B_i \sim \text{Bernoulli}(p)$ , i.e.,  $\Pr(B_i = 1) = p = 1 - \Pr(B_i = 0)$ . The support recovery problem is the task of finding the maximum a-posteriori (MAP) estimation of  $B_i$ .

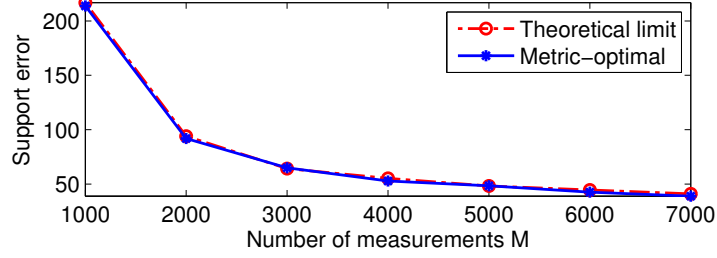


Fig. 6. Comparison of the minimum mean support error (MMSuE) estimator and the theoretical limit (12). The two lines are on top of each other. (Sparse Gaussian input and Gaussian channel; sparsity rate= 3%; input length  $N=10,000$ ;  $SNR=20dB$ .)

For our estimation algorithm, the conditional expectation of support recovery error is,

$$E[d(\hat{x}_i, x_i)|q_i] = \begin{cases} \Pr(B_i = 1|q_i) & \text{if } \hat{b}_i = 0 \text{ and } b_i = 1 \\ \Pr(B_i = 0|q_i) & \text{if } \hat{b}_i = 1 \text{ and } b_i = 0 \\ 0 & \text{if } \hat{b}_i = 0 \text{ and } b_i = 0 \\ 0 & \text{if } \hat{b}_i = 1 \text{ and } b_i = 1 \end{cases}.$$

The estimand  $\hat{b}_{i,\text{opt}}$  minimizes  $E[d(\hat{x}_i, x_i)|q_i]$ , which implies

$$\hat{b}_{i,\text{opt}} = \begin{cases} 0 & \text{if } \Pr(B_i = 1|q_i) \leq \Pr(B_i = 0|q_i) \\ 1 & \text{if } \Pr(B_i = 1|q_i) > \Pr(B_i = 0|q_i) \end{cases}. \quad (15)$$

It is easy to see that  $f_{Q_i|B_i}(q_i|0) \sim \mathcal{N}(0, \mu)$  and  $f_{Q_i|B_i}(q_i|1) \sim \mathcal{N}(0, \sigma^2 + \mu)$ . Then,

$$\begin{aligned} \Pr(B_i = 1|q_i) &= \frac{f_{Q_i|B_i}(q_i|1)\Pr(B_i = 1)}{f_{Q_i}(q_i)} \\ &= \frac{f_{Q_i|B_i}(q_i|1)\Pr(B_i = 1)}{\sum_{b_i=0,1} f_{Q_i|B_i}(q_i|b_i)\Pr(B_i = b_i)} \\ &= \frac{1}{1 + \frac{1-p}{p} \sqrt{\sigma^2/\mu + 1} \exp\left(-\frac{q_i^2}{2} \cdot \frac{\sigma^2/\mu}{\sigma^2+\mu}\right)}, \end{aligned}$$

and similarly

$$\begin{aligned} \Pr(B_i = 0|q_i) &= \frac{f_{Q_i|B_i}(q_i|0)\Pr(B_i = 0)}{f_{Q_i}(q_i)} \\ &= \frac{\frac{1-p}{p} \sqrt{\sigma^2/\mu + 1} \exp\left(-\frac{q_i^2}{2} \cdot \frac{\sigma^2/\mu}{\sigma^2+\mu}\right)}{1 + \frac{1-p}{p} \sqrt{\sigma^2/\mu + 1} \exp\left(-\frac{q_i^2}{2} \cdot \frac{\sigma^2/\mu}{\sigma^2+\mu}\right)}. \end{aligned}$$

Therefore,  $\Pr(B_i = 1|q_i) > \Pr(B_i = 0|q_i)$  implies

$$q_i^2 > \tau = 2 \cdot \frac{\sigma^2 + \mu}{\sigma^2/\mu} \ln\left(\frac{(1-p)\sqrt{\sigma^2/\mu + 1}}{p}\right),$$

and vice versa. We can rewrite (15) as,

$$\hat{b}_{i,\text{opt}} = \begin{cases} 0 & \text{if } q_i^2 \leq \tau \\ 1 & \text{if } q_i^2 > \tau \end{cases}.$$

By averaging over the range of  $Q_i$ , we get the overall MMSuE,

$$\begin{aligned}
\text{MMSuE}(f_{X_i}, \mu) &= N \cdot E[d_{i,\text{support}}(\hat{x}_i, x_i)] \\
&= N \int E(d_{i,\text{support}}(\hat{x}_i, x_i) | q_i) f_{Q_i}(q_i) dq_i \\
&= N \int_{q_i^2 > \tau} \Pr(B_i = 0 | q_i) f_{Q_i}(q_i) dq_i + N \int_{q_i^2 \leq \tau} \Pr(B_i = 1 | q_i) f_{Q_i}(q_i) dq_i \\
&= N \cdot \Pr(B_i = 0, q_i^2 > \tau) + N \cdot \Pr(B_i = 1, q_i^2 \leq \tau) \\
&= N \cdot \Pr(q_i^2 > \tau | B_i = 0) \Pr(B_i = 0) + N \cdot \Pr(q_i^2 \leq \tau | B_i = 1) \Pr(B_i = 1) \\
&= N(1 - p) \cdot \text{erfc}\left(\sqrt{\frac{\tau}{2\mu}}\right) + Np \cdot \text{erf}\left(\sqrt{\frac{\tau}{2(\sigma^2 + \mu)}}\right).
\end{aligned}$$

#### ACKNOWLEDGMENT

We thank Sundeep Rangan for kindly providing the Matlab code [33] of the relaxed BP algorithm [15, 16].

#### REFERENCES

- [1] D. Donoho, “Compressed sensing,” *IEEE Trans. Inf. Theory*, vol. 52, no. 4, pp. 1289–1306, Apr. 2006.
- [2] E.J. Candes and T. Tao, “Near-optimal signal recovery from random projections: Universal encoding strategies?,” *IEEE Trans. Inf. Theory*, vol. 52, no. 12, pp. 5406–5425, Dec. 2006.
- [3] E. Candès, J. Romberg, and T. Tao, “Robust uncertainty principles: Exact signal reconstruction from highly incomplete frequency information,” *IEEE Trans. Inf. Theory*, vol. 52, no. 2, pp. 489–509, Feb. 2006.
- [4] R.G. Baraniuk, “Compressive sensing,” *IEEE Signal Process. Mag.*, vol. 24, no. 4, pp. 118–121, Jul. 2007.
- [5] U. Grenander and M. Rosenblatt, *Statistical analysis of stationary time series*, Wiley New York, 1957.
- [6] B.C. Levy, *Principles of signal detection and parameter estimation*, Springer Verlag, 2008.
- [7] T. M. Cover and J. A. Thomas, *Elements of Information Theory*, Wiley-Interscience, 1991.
- [8] A.R. Webb, *Statistical pattern recognition*, John Wiley & Sons Inc., 2002.
- [9] D. Guo and S. Verdú, “Randomly spread CDMA: Asymptotics via statistical physics,” *IEEE Trans. Inf. Theory*, vol. 51, no. 6, pp. 1983, 2005.
- [10] D. Guo and C.C. Wang, “Asymptotic mean-square optimality of belief propagation for sparse linear systems,” in *Proc. IEEE Inform. Theory Workshop*, 2006, pp. 194–198.
- [11] D. Guo, D. Baron, and S. Shamai, “A single-letter characterization of optimal noisy compressed sensing,” in *Proc. 47th Allerton Conf. Commun., Control, and Comput.*, Sep. 2009.
- [12] S. Rangan, A. K. Fletcher, and V. K. Goyal, “Asymptotic analysis of MAP estimation via the replica method and applications to compressed sensing,” *CoRR*, vol. abs/0906.3234, Jun. 2009.
- [13] D. Baron, S. Sarvotham, and R. G. Baraniuk, “Bayesian compressive sensing via belief propagation,” *IEEE Trans. Signal Process.*, vol. 58, pp. 269–280, Jan. 2010.
- [14] D. Guo and C.C. Wang, “Random sparse linear systems observed via arbitrary channels: A decoupling principle,” in *Proc. Int. Symp. Inf. Theory (ISIT2007)*, Jun., pp. 946–950.
- [15] S. Rangan, “Estimation with random linear mixing, belief propagation and compressed sensing,” *CoRR*, vol. arXiv:1001.2228v1, Jan. 2010.
- [16] S. Rangan, “Generalized approximate message passing for estimation with random linear mixing,” in *Proc. IEEE Int. Symp. Inform. Theory (ISIT)*, 2011, pp. 2168–2172.
- [17] J. A. Tropp and A. C. Gilbert, “Signal recovery from random measurements via orthogonal matching pursuit,” *IEEE Trans. Inf. Theory*, vol. 53, no. 12, pp. 4655–4666, Dec. 2007.

- [18] D. Needell and J. A. Tropp, "CoSaMP: Iterative signal recovery from incomplete and inaccurate samples," *Appl. Comput. Harm. Anal.*, vol. 26, no. 3, pp. 301–321, 2008.
- [19] P. Indyk and M. Ruzic, "Near-optimal sparse recovery in the  $\ell_1$  norm," in *49th Annu. IEEE Symp. Found. Comput. Sci.*, Oct. 2008, pp. 199–207.
- [20] R. Berinde, P. Indyk, and M. Ruzic, "Practical near-optimal sparse recovery in the  $\ell_1$  norm," in *Proc. 46th Allerton Conf. Commun., Control, and Comput.*, Sep. 2008, pp. 198–205.
- [21] A. Cohen, W. Dahmen, and R. DeVore, "Compressed sensing and best k-term approximation," *J. Amer. Math. Soc.*, vol. 22, no. 1, pp. 211–231, Aug. 2009.
- [22] W. Wang, M.J. Wainwright, and K. Ramchandran, "Information-theoretic limits on sparse signal recovery: Dense versus sparse measurement matrices," *IEEE Trans. Inform. Theory*, vol. 56, no. 6, pp. 2967–2979, 2010.
- [23] A. Tulino, G. Caire, S. Shamai, and S. Verdú, "Support recovery with sparsely sampled free random matrices," in *IEEE Int. Symp. Inform. Theory*, 2011, pp. 2328–2332.
- [24] M.J. Wainwright, "Information-theoretic limits on sparsity recovery in the high-dimensional and noisy setting," *IEEE Trans. Inform. Theory*, vol. 55, no. 12, pp. 5728–5741, 2009.
- [25] M. Akçakaya and V. Tarokh, "Shannon-theoretic limits on noisy compressive sampling," *IEEE Trans. Inform. Theory*, vol. 56, no. 1, pp. 492–504, 2010.
- [26] G. Reeves and M. Gastpar, "The sampling rate-distortion tradeoff for sparsity pattern recovery in compressed sensing," *IEEE Trans. Inform. Theory*, vol. 58, no. 5, pp. 3065–3092, May 2012.
- [27] C.M. Bishop, *Pattern recognition and machine learning*, vol. 4, Springer New York, 2006.
- [28] A. Montanari and D. Tse, "Analysis of belief propagation for non-linear problems: The example of CDMA (or: How to prove Tanaka's formula)," in *Proc. IEEE Inform. Theory Workshop*, 2006, pp. 160–164.
- [29] D. Guo and C.-C. Wang, "Multiuser detection of sparsely spread CDMA," *IEEE J. Sel. Areas Commun.*, vol. 26, no. 3, pp. 421–431, 2008.
- [30] S. Rangan, A.K. Fletcher, V.K. Goyal, and P. Schniter, "Hybrid approximate message passing with applications to structured sparsity," *Arxiv preprint arXiv:1111.2581*, 2011.
- [31] D.L. Donoho, A. Maleki, and A. Montanari, "Message passing algorithms for compressed sensing," *Proc. Nat. Acad. Sci.*, vol. 106, no. 45, pp. 18914–18919, Nov. 2009.
- [32] M. Bayati and A. Montanari, "The dynamics of message passing on dense graphs, with applications to compressed sensing," *IEEE Trans. Inform. Theory*, vol. 57, no. 2, pp. 764–785, Feb. 2011.
- [33] S. Rangan, A. Fletcher, V. Goyal, U. Kamilov, J. Parker, and P. Schniter, "GAMP," [http://gampmatlab.wikia.com/wiki/Generalized\\_Approximate\\_Message\\_Passing/](http://gampmatlab.wikia.com/wiki/Generalized_Approximate_Message_Passing/).