

Magic radio-frequency dressing of nuclear spins in high-accuracy optical clocks: Supplemental Material

Thomas Zanon-Willette^{1,2*}, Emeric de Clercq³, Ennio Arimondo⁴

¹UPMC Univ. Paris 06, UMR 7092, LPMAA, 4 place Jussieu, case 76, 75005 Paris, France

²CNRS, UMR 7092, LPMAA, 4 place Jussieu, case 76, 75005 Paris, France

³LNE-SYRTE, Observatoire de Paris, CNRS, UPMC,

61 avenue de l'Observatoire, 75014 Paris, France and

⁴Dipartimento di Fisica "E. Fermi", Università di Pisa, Lgo. B. Pontecorvo 3, 56122 Pisa, Italy

(Dated: May 25, 2019)

PACS numbers: 32.80.Ee, 42.50.Ct, 03.67.Lx

The magic values for B_m and Ω_m rely on the precise determination of the atomic parameters for the optical clock transition under investigation. In order to derive the values reported within the text of the present work, we have discovered that the published information on the required atomic parameters is some time confusing. The main target of this Supplemental Material is to make clear some notations, and to list the numerical values of the Zeeman parameters used in the calculation in order to provide a correct comparison between the dressing of the different optical clocks. In addition we precise our definition of the rf parameters in order to derive the precise value of the rf amplitude to be applied in the optical clock experiments.

We define the Rabi angular frequency Ω_j as:

$$\Omega_j = \frac{g_j \mu_B B_{rf}}{\hbar}, \quad (1)$$

where B_{rf} is the amplitude of the oscillating rf field, g_j the Landé factor of the $j = (S, P)$ level, μ_B the Bohr magneton. This angular frequency is equivalent to the Larmor frequency ω_1 defined in [1] and associated to the classical rf field amplitude. Our definition is four times larger than the frequency b introduced in [2, 3]. This explains why the coefficients of the function $S(x)$ of Eq. (3) in the main text are different of those of [3].

The linear nuclear spin dependent Zeeman shift on 3P_0 and 1S_0 states depend on the Landé factors g_S and g_P , see Eq. (1) of the main text. Their values used in the numerical calculations are listed in Table I. For the alkaline-earth-metal atoms, ^{87}Sr and ^{171}Yb , g_S is calculated from the value of the shielded nuclear magnetic moment [4]. The g_P values, $g_P = g_S + \delta g$, are obtained from the experimental values of δg , for ^{87}Sr in [5] and for ^{171}Yb in [6]. The coefficient $\Delta\nu_B^2$ of the quadratic term was experimentally measured for ^{87}Sr in [7]. That term has been measured on the fermion ^{171}Yb [6], but we use the more precise boson ^{174}Yb value of [8], since the quadratic Zeeman shifts of both isotopes should be identical, as measured for the boson [9] and fermion [7] Sr isotopes. For ^{199}Hg the g_S factor is calculated from the value of the shielded nuclear moment [10, 11], g_P was measured in [12], $\Delta\nu_B^2$ is given in [13].

TABLE I: Atomic parameters of 1S_0 and 3P_0 fermionic states used in the main text

Atom	^{87}Sr	^{171}Yb	^{199}Hg
I	9/2	1/2	1/2
$g_S \mu_B / h$ (Hz/ μT)	1.844 [4]	-7.439 [4]	-7.590 [10]
$\delta g \mu_B / h$ (Hz/ μT)	1.084(4) [5]	-4.20[6]	-5.712
$g_P \mu_B / h$ (Hz/ μT)	2.928(4)	-11.64	-13.30 [12]
g_P / g_S ratio	1.59	1.56	1.75
$\Delta_B^{(2)} / h$ (Hz/mT ²)	-23.5(2) [7]	-6.1(1) [8]	-2.44 [13]

Note that the numerical values of Table I of the main text critically depend on the numerical values used for g_S and g_P (not δg only), and for $\Delta_B^{(2)}$. The comparison between the strontium, ytterbium and mercury parameters evidences that the ratio of the nuclear magnetons between excited and ground states is similar for the three species. Instead a large difference is associated to the second order Zeeman shift, being larger in strontium by a factor between four

* E-mail address: thomas.zanon@upmc.fr

and ten. Such difference leads to the magic magnetic field values reported in the Table I of the main text at fixed ω_{rf} very low for ytterbium and mercury. For an implementation of the dressing of those atoms, it may be convenient to increase ω_{rf} and bring the magnetic fields in a range where a better control is reached.

-
- [1] C. Cohen-Tannoudji, J. Dupont-Roc, and C. Fabre, J. Phys. B: At. Mol. Phys. **6**, L218 (1973).
 - [2] P. Hannaford, D. T. Pegg, and G. W. Series, J. Phys. B: At. Mol. Phys. **6**, L222 (1973).
 - [3] F. Ahmad, and R. K. Bullough, J. Phys. B: At. Mol. Phys. **7**, L275 (1974).
 - [4] L. Olschewski, Zeitschrift fr Physik A Hadrons and Nuclei **249**, 205 (1972).
 - [5] M.M. Boyd, T. Zelevinsky, A. D. Ludlow, S. Blatt, T. Zanon-Willette, S. M. Foreman, and J. Ye, Phys. Rev. A. **76**, 022510 (2007).
 - [6] N.D. Lemke, A. D. Ludlow, Z. W. Barber, T. M. Fortier, S. A. Diddams, Y. Jiang, S. R. Jefferts, T. P. Heavner, T. E. Parker, and C. W. Oates, Phys. Rev. Lett. **103**, 063001 (2009).
 - [7] P.G. Westergaard, J. Lodewick, L. Lorini, A. Lecallier, E. A. Burt, M. Zawada, J. Millo, and P. Lemonde, Phys. Rev. Lett. **106**, 210801 (2011).
 - [8] N. Poli, Z. W. Barber, N.D. Lemke, C. W. Oates, L. S. Ma, J. E. Stalnaker, T. M. Fortier, S. A. Diddams, J. C. Bergquist, A. Brusch, S. R. Jefferts, T. Heavner, T. Parker, Phys. Rev. A **77**, 050501(R) (2008).
 - [9] X. Baillard, M. Fouché, R. Le Targat, P. G. Westergaard, A. Lecallier, Y. Le Coq, G. D. Rovera, S. Bize, and P. Lemonde, Opt. Lett. **32** 1812 (2007).
 - [10] B. Cagnac, Ann. Phys. (Paris) **6**, 467 (1961).
 - [11] M. G. H. Gustavsson and A-M Martensson-Pendrill, Phys. Rev. A. **58**, 3611 (1998).
 - [12] B. Lahaye and J. Margerie, J. Phys. (Paris) **36**, 943 (1975).
 - [13] H. Hachisu, K. Miyagishi, S. G. Porsev, A. Derevianko, V. D. Ovsiannikov, V. G. Pal'chikov, M. Takamoto, and H. Katori, Phys. Rev. Lett. **100**, 053001 (2008).

Magic radio-frequency dressing of nuclear spins in high-accuracy optical clocks

Thomas Zanon-Willette^{1,2*}, Emeric de Clercq³, Ennio Arimondo⁴

¹UPMC Univ. Paris 06, UMR 7092, LPMMA, 4 place Jussieu, case 76, 75005 Paris, France

²CNRS, UMR 7092, LPMMA, 4 place Jussieu, case 76, 75005 Paris, France

³LNE-SYRTE, Observatoire de Paris, CNRS, UPMC,
61 avenue de l'Observatoire, 75014 Paris, France and

⁴Dipartimento di Fisica "E. Fermi", Università di Pisa, Lgo. B. Pontecorvo 3, 56122 Pisa, Italy
(Dated: May 25, 2019)

A Zeeman-insensitive optical clock atomic transition is engineered when nuclear spins are dressed by a non resonant radio-frequency field. For fermionic species as ^{87}Sr , ^{171}Yb , and ^{199}Hg , particular ratios between the radiofrequency driving amplitude and frequency lead to "magic" magnetic values where a net cancelation of the Zeeman clock shift and a complete reduction of first order magnetic variations are produced within a relative uncertainty below the 10^{-18} level. An Autler-Townes continued fraction describing a semi-classical radio-frequency dressed spin is numerically computed and compared to an analytical quantum description including higher order magnetic field corrections to the dressed energies.

PACS numbers: 32.80.Qk, 06.30.Ft, 32.30.Bv

The interaction between magnetic fields and the nuclear/electronic magnetic moments represents a flexible tool for the control of the internal and external degrees of freedom in atoms or molecules, widely employed in precision measurements, frequency metrology, and coherent manipulations of quantum systems. In frequency metrology, the presence of magnetic fields may represent a limit on the realization of specific targets. In the attractive context of the "magic" wavelength combining a vanishing differential shift of the clock levels with the Lamb-Dicke regime greatly reducing the motional effects [1–3], the quest for "magic" magnetic field values where first order Zeeman shift and magnetic fluctuation of the atomic transition is annulled, was proposed in [4] and studied experimentally in rubidium [5]. Best performances in optical clocks are accessible by using atomic transitions allowed by a weak hyperfine mixing mediated through a small spin-orbit coupling with a resolution at the mHz level. To obtain even better performances, it has been proposed to use the bosonic even isotopes eliminating the nuclear spin and removing completely the first order Zeeman effect with a residual second order magnetic shift comparable to those of the ion standards [6]. However in order to get rid of strong cold collision frequency shifts associated to the bosons, the present frequency metrology is concentrated on the fermionic species, as ^{87}Sr [7–10], ^{171}Yb [11, 12], ^{199}Hg [13, 14]. There, the first and second order Zeeman shifts contribute by one order of magnitude above the projected 10^{-18} fractional uncertainty of the frequency standard [7, 9, 10].

This work focuses on the atomic magnetic moment engineering with the target of getting rid of atomic properties sensitive to external electromagnetic fields. A scheme based on the radiofrequency (rf) quantum engineering of

fermionic atomic states is presented in order to produce levels experiencing a vanishing first-order Zeeman clock shift. The cancelation of first-order Zeeman shift applies also to the vectorial ac Stark shift, equivalent to an effective magnetic field, the only contribution of this kind appearing in ^{171}Yb and ^{199}Hg . The basic idea of letting a paramagnetic system mimic a non-magnetic one originates from artificial or synthetic magnetism where an atomic Hamiltonian is created by proper electromagnetic fields in order to simulate a given magnetic configuration [15]. Our work is inspired by the dressed-atom rf quantum engineering [16], where the paramagnetic response for two species, atoms in [17] or atom/neutron in [18], is tuned into the resonance.

The cancelation of the first order Zeeman effect is produced by the atomic dressing at a rf frequency much larger than the effective Larmor precession, equivalent to a frequency modulation of the nuclear magnetization and a shielded nuclear response to the static magnetic field. The different rf response for the ground and excited states of the clock transition leads to crossing nodes in the energy diagram, where the atoms become non-magnetic. This change from a paramagnetic system to a non-magnetic one shares a strong analogy with a Landau theory of phase transition. In addition at magic static field values the rf dressing engineers a Zeeman-insensitive atomic clock. This magic cancelation arises from the non-linear magnetic Hamiltonian associated to the rf dressing of the two-electron system. Even if the dressing does not eliminate the second-order Zeeman contribution, its contribution to clock state separation is strongly decreased by an operation at a magic magnetic field. The stability of the ratio between rf dressing amplitude and rf angular frequency required to produce a target non-magnetic state matched to the aimed optical clock accuracy is experimentally reachable. The present approach of a magic magnetic field cannot be applied to tensorial ac shifts.

For the alkali-earth atoms, a modified Breit-Wills the-

*E-mail address: thomas.zanon@upmc.fr

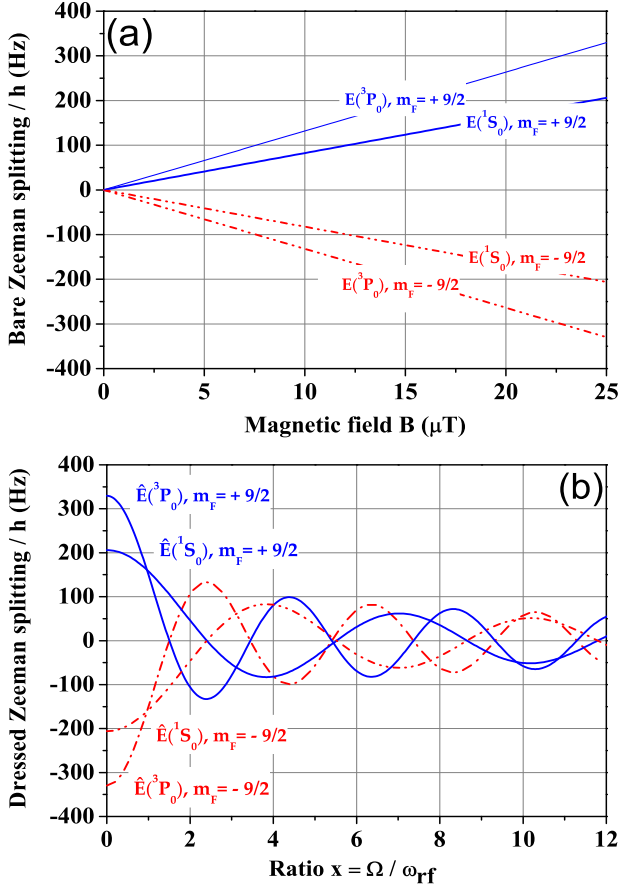


FIG. 1: (Color online) (a) Bare Zeeman energy splitting E_{m_F} of the ^{87}Sr $|^1S_0; m_F = \pm 9/2\rangle$ and $|^3P_0; m_F = \pm 9/2\rangle$ clock states versus magnetic field B . (b) Dressed Zeeman energies $E_{m_F}^d(^3P_0, ^3S_0)$ vs $x = \Omega/\omega_{rf}$ at $\omega/2\pi = 2$ kHz and $B=25$ μT . The crossing nodes with a zero first order Zeeman shift determine the magic rf values.

ory describes the action of a magnetic field B producing linear and quadratic nuclear spin dependent Zeeman shifts for the doubly forbidden $|^1S_0\rangle \rightarrow |^3P_0\rangle$ optical clock transition [19]. For the $|F, m_F\rangle$ Zeeman level the energy E_{m_F} is

$$\begin{aligned} E_{P, m_F'}(^3P_0) &= m_{F'} g_P \mu_B B + \Delta_B^{(2)} B^2, \\ E_{S, m_F}(^1S_0) &= m_F g_S \mu_B B, \end{aligned} \quad (1)$$

where $m_{F'}$ and m_F are the lower/upper magnetic quantum numbers, g_P and g_S the Landé g-factors, with $g_P = g_S + \delta g$, and $\Delta_B^{(2)}$ the second order Zeeman contribution, m_F independent. We will focus our attention on fermionic systems spin polarized in the extreme Zeeman sub-levels [19, 20] where a systematic average on the transition frequencies of optical transitions symmetrically placed around line center is currently applied to cancel the linear Zeeman shift and to probe accurately the second order Zeeman correction. Their parameters are listed into the Supplemental Material. The Zeeman

energies of the highest $|m_F\rangle$ ^{87}Sr clock levels vs B are plotted in Fig. 1(a).

We drive the clock atoms by a non-resonant rf field, linearly polarized and orthogonal to B , at angular frequency ω_{rf} and (ground-state) Rabi frequency Ω , see Supplemental Material. A strong modification of the Landé g-factor occurs in the regime where $\mu_B B \ll \hbar \omega_{rf}$. For dressing by a large number of rf photons, a perturbative quantum analysis predicts a dressed Landé g-factor dependent on the zeroth-order Bessel function of the first kind $g_j^d(x_j) = g_j J_0(x_j)$, with $x_j = \Omega_j / \omega_{rf}$, $\Omega_j = g_j \Omega / g_S$, ($j = P, S$) [21]. That dependence was verified in experiments on atoms [17, 18, 22], neutrons [23] and chromium Bose-Einstein condensate [24]. It is valid for whatever spin value and equally spaced Zeeman levels [25]. When $\mu_B B \approx \hbar \omega_{rf}$, the g_j^d expression includes an additional B dependence given by [25, 26]

$$g_j^d = g_j \left[J_0(x_j) - \left(\frac{g_j \mu_B B}{\hbar \omega_{rf}} \right)^2 S(x_j) \right], \quad (2)$$

$S(x)$ being a product of Bessel functions. However for the first two crossing nodes of the rf dressed Zeeman energies of Fig. 1(b) the following approximated analytical $S(x)$ expression given by [27] provides the required accuracy:

$$S(x) = \frac{16}{2025x^4} [\alpha(x)J_2(x) + \beta(x)J_4(x) - \gamma(x)J_6(x)]; \quad (3)$$

where functions are $\alpha(x) = 75(5x^2 - x^4/4)$, $\beta(x) = 6(408 - 74x^2 - 23x^4/16)$, $\gamma(x) = 145(3x^2 - x^4/2)/49$. When the dressed Landé g-factor of Eq. (2) is substituted into the energies of Eq. (1), the rf dressed energies contain both B^2 and B^3 nonlinear terms.

We derive the exact rf dressed Zeeman energies $E_{m_F}^d(j)$ from the Autler-Townes continued fraction

$$E_{m_F}^d(j) = E_{m_F}(j) + 2m_F \hbar \Omega \frac{g_j}{g_S} \cdot L(j). \quad (4)$$

The function L , representing the $m = 1/2$ eigenvalue, normalized to the Rabi frequency [21], for a spin-1/2 system having ω_{21} energy splitting and rf dressed by a ω_{rf} field with Rabi frequency Ω , is given by [28]

$$\begin{aligned} L = & \frac{1}{L + \frac{\omega_{21}}{\Omega} \left(1 - \frac{\omega_{rf}}{\omega_{21}} \right) - \frac{1}{L - 2 \frac{\omega_{21}}{\Omega} \frac{\omega_{rf}}{\omega_{21}} - \frac{1}{L + \dots}}} \\ & + \frac{1}{L + \frac{\omega_{21}}{\Omega} \left(1 + \frac{\omega_{rf}}{\omega_{21}} \right) - \frac{1}{L + 2 \frac{\omega_{21}}{\Omega} \frac{\omega_{rf}}{\omega_{21}} - \frac{1}{L + \dots}}} \end{aligned} \quad (5)$$

The dressed nuclear Landé g-factor is obtained deriving the dressed energies with respect to B .

The dressing field strongly modifies the Zeeman energies for each m_F clock state as shown in Fig. 1(b) for a given static field B . The energies follow mainly the zero-order Bessel function dependence. The different 1S_0 and 3P_0 sensitivity to the dressing created by δg produces

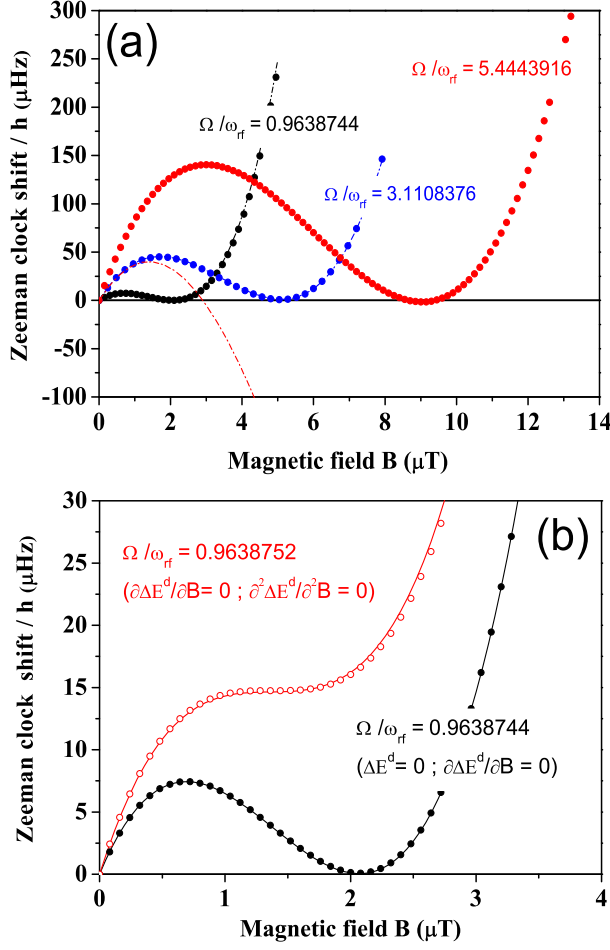


FIG. 2: (Color online) Dressed Zeeman shifts of the ^{87}Sr $m_F = -9/2$ or $m_F = 9/2$, in alternance, π clock transition vs B for $\omega_{rf}/2\pi = 2$ kHz and the Ω/ω_{rf} values at, or around, the crossing nodes in Fig. 1. The curvature around the B values of the shift minima is the dressed second order Zeeman shift. For the (b) open red data the x is modified by one part in 10^6 from the crossing value to a value where the second order Zeeman shift is annulled, in presence of constant Zeeman bias. Open and closed dots \bullet based on Eqs. (4) and (5). Lines based on Eqs. (2) and (3) are approximated solutions providing a good description around the first two crossing nodes only. $10 \mu\text{Hz}$ correspond to a 2.10^{-20} clock fractional shift.

several crossings between the clock energies at particular Ω/ω_{rf} ratios. The dressed Zeeman clock shift

$$\Delta E_{m_F \rightarrow m'_F}^d = E_{m'_F}^d(^3P_0) - E_{m_F}^d(^1S_0) \quad (6)$$

is exactly compensated for specific rf dressing parameters, for instance in Fig. 2(a) at the $x = \Omega/\omega_{rf} \approx 0.96, 3.11, 5.44, \dots$ for a π transition. The ω_{rf} and Ω compensating values are determined by imposing the clock transition to be immune from the Zeeman shift, i.e., equal dressed magnetic energies.

A more ambitious target is to derive the "magic" fields

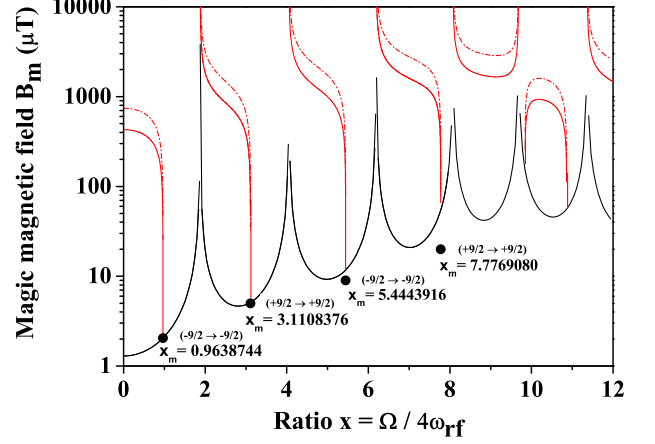


FIG. 3: (Color online) (B, x) branches, derived from Eqs. (7), defining a zero clock Zeeman shift $\Delta E^d = 0$ (solid red line) and a zero derivative $\partial \Delta E^d / \partial B = 0$ (dashed-dot red line) for the alternating $m_F = -9/2$ and $m_F = 9/2$ π clock transitions in ^{87}Sr . Their intersections determine the (B_m, x_m) magic values also denoted by the solid dots \bullet from a numerical evaluation of Eq. (4) and Eq. (5). The continuous line dependence reports the $B(x)$ of Eq. (8), but magic B_m values occur only at magic x_m parameters. All curves for $\omega_{rf}/2\pi = 2$ kHz.

where the pure-Zeeman differential shift is zero and also independent of the field value. That applies to the dressed Zeeman clock shift plotted in Fig. 2(a) with oscillations in the B dependence. At $\omega_{rf}/2\pi = 2$ kHz and $\Omega/\omega_{rf} = 0.9638744$ we have a magic magnetic field value $B_m \approx 2.06 \mu\text{T}$ which exactly cancels the full Zeeman shift for the $m_F = -9/2$, π transition, experiencing in addition a reduced $(B - B_m)^2$ sensitivity for the Zeeman energies. A reduction by one-order of magnitude for that second order sensitivity is obtained operating close to the higher order crossing nodes of Fig. 1(b), the first two also shown in Fig. 2(a) and corresponding to alternating $m_F = -9/2$ and $m_F = 9/2$ Zeeman sub-levels. Fig. 2(b) shows that, by changing the x parameter, a perfect cancelation of the $(B - B_m)^2$ magnetic sensitivity is reached, at expense of a clock constant bias.

The "magic" (B_m, x_m) values where the Zeeman shift and the first order sensitivity to weak field variations are simultaneously canceled are derived by imposing

$$\Delta E_{m_F \rightarrow m_{F'}}^d(x) = 0; \quad \left(\frac{\partial \Delta E_{m_F \rightarrow m_{F'}}^d}{\partial B} \right)_x = 0, \quad (7)$$

The continued fraction solution of Eqs. (4) and (5) determines the magic values associated to the above conditions. Fig. 3 reports the graphical approach applied to derive these magic B_m values. Notice that a suppression cannot be realized simultaneously for more than one m_F spin dependent transition because the B square dependence of Eq. (2) imposes for each optical transition a matched dressed g-factor compensation.

TABLE I: Magic (x_m, B_m) pairs for π and σ^\pm ^{87}Sr , ^{171}Yb and ^{199}Hg optical clock transitions based on Eqs. (4) and (5), at fixed $\omega_{rf}/2\pi = 2$ kHz. The $x_m = \Omega_m/\omega_{rf}$ values are reported with the 10^{-6} accuracy required to produce a fractional shift below 10^{-19} .

^{87}Sr					
$m_F \rightarrow m_{F'}$	$-\frac{9}{2} \rightarrow -\frac{9}{2}$	$+\frac{9}{2} \rightarrow +\frac{9}{2}$	$-\frac{9}{2} \rightarrow -\frac{9}{2}$	$+\frac{9}{2} \rightarrow +\frac{9}{2}$	
x_m	0.963875	3.110838	5.444392	7.776908	
B_m (μT)	2.06	5.1	9.0	20.0	
^{171}Yb					
$m_F \rightarrow m_{F'}$	$+\frac{1}{2} \rightarrow +\frac{1}{2}$	$-\frac{1}{2} \rightarrow -\frac{1}{2}$	$+\frac{1}{2} \rightarrow +\frac{1}{2}$	$-\frac{1}{2} \rightarrow -\frac{1}{2}$	
x_m	0.977571	3.157095	5.527470	7.905770	
B_m (μT)	0.08	0.12	0.33	0.68	
$m_F \rightarrow m_{F'}$	$-\frac{1}{2} \rightarrow +\frac{1}{2}$	$+\frac{1}{2} \rightarrow -\frac{1}{2}$	$-\frac{1}{2} \rightarrow +\frac{1}{2}$	$+\frac{1}{2} \rightarrow -\frac{1}{2}$	
x_m	1.825873	4.107330	5.542963	6.953892	
B_m (μT)	0.11	0.59	0.88	0.82	
^{199}Hg					
$m_F \rightarrow m_{F'}$	$+\frac{1}{2} \rightarrow +\frac{1}{2}$	$-\frac{1}{2} \rightarrow -\frac{1}{2}$	$+\frac{1}{2} \rightarrow +\frac{1}{2}$	$-\frac{1}{2} \rightarrow -\frac{1}{2}$	
x_m	0.911529	2.930862	5.116966	7.220859	
B_m (μT)	0.02	0.05	0.11	0.34	
$m_F \rightarrow m_{F'}$	$-\frac{1}{2} \rightarrow +\frac{1}{2}$	$+\frac{1}{2} \rightarrow -\frac{1}{2}$	$-\frac{1}{2} \rightarrow +\frac{1}{2}$	$+\frac{1}{2} \rightarrow -\frac{1}{2}$	
x_m	1.674465	3.599230	4.565917	6.387734	
B_m (μT)	0.035	0.19	0.17	0.155	

As a good approximation, calculating the dressed energies through the effective Landé g-factor of Eq. (2) we get the following expression of the magic B_m field as a function of the ω_{rf} and x_m parameters:

$$B_m(\omega_{rf}, x_m) = \frac{\hbar^3 \omega_{rf}^2 \Delta_B^{(2)} / (2\mu_B^3)}{m_{F'} g_P^3 S(\frac{g_P}{g_S} x_m) - m_F g_S^3 S(x_m)} \quad (8)$$

Table I reports at fixed ω_{rf} few magic pairs (x_m, B_m) , at increasing B_m values, for π polarization atomic clock of the fermionic species of present interest. The $\omega_{rf}/2\pi = 2$ kHz choice, producing a consistent table for all the fermionic atoms, leads to very small magic field values for the mercury atom. Higher values, more easily manageable in the laboratory, are simply obtained by increasing the rf frequency and applying the Eq. (8) scaling.

The magic field values are calculated at a fixed Ω/ω_{rf} value, that implies a very large precision in the setting of the Ω and ω_{rf} parameters. For a practical application, the stability of those quantities becomes an important issue. While a very high stability of the rf frequency is not a problem, the Ω accuracy could be an issue. We have explored the Ω stability required in the operation of an optical clock, and the results are reported in Fig. 4. A change in Ω , or precisely a change in x by one part in ten thousand corresponds to a fractional shift of the optical clock at the 10^{-17} level. In order to reach the ultimate limit of the alkali-earths optical clocks [1], because only the x ratio of the rf quantities is important for the rf engineering, the Ω variations may be compensated by acting on the rf frequency. Thus, a feedback on the rf frequency should reach the required ratio stability, in order to reach a 10^{-20} level in Fig. 4. In practice the rf stability could be matched to the actual accuracy of the

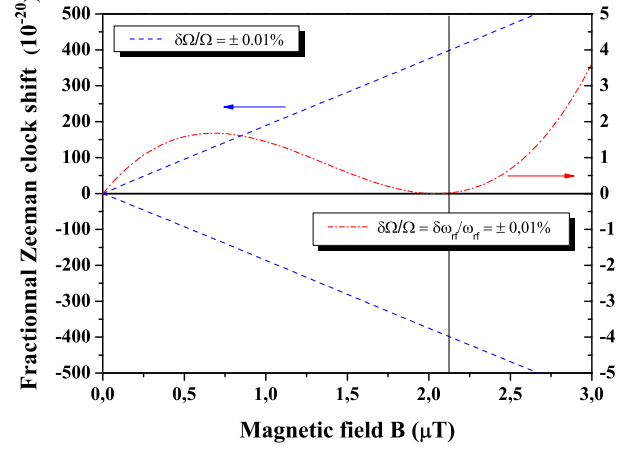


FIG. 4: (Color online) Fractional clock shift, measured in 10^{-20} relative units, for the ^{87}Sr $m_F = -9/2$ π transition, for a rf amplitude fluctuation by 0.01 percent (left scale) and for correlated variations of the same amount applied to both amplitude and rf frequency (right scale). Operating point $x_{rf} = 0.96\dots$ and $\omega_{rf}/2\pi = 2$ kHz, leading to the magic $B = 2.06$ μT magic value.

optical clock. For large ω_{rf} excursions, the efficiency of this compensation is limited by the ω_{rf}^2 dependence in the B_m numerator of Eq. (8).

We have verified that the shift produced by virtual transitions induced by the rf field between the 3P fine structure levels is negligible compared to the finally aimed clock accuracy. The presence of vectorial ac shift contribution to the atomic energies introduces an additional shift of the clock levels. When the ac shift is comparable to the Zeeman shift, the key features of the rf dressing, crossing nodes, compensations of the clock shift and magic values, are obtained also for this case, with "magic" (x_m, B_m) pairs depending on the specific ac shift. Schemes for the rf compensation of the ac tensorial part appearing in the ^{87}Sr optical clock only should be investigated.

The combination of well-engineered optical-trapping potential and of rf quantum engineering represents an important tool in the investigation of alkali-earth clock systematics. We have verified our scheme feasibility within the operation regime of the present optical clocks. The averaging over the Zeeman components of the optical clock transition is directly performed by the rf dressing of the atomic system. For an implementation within an optical lattice where magnetic fields are created synthetically [15], the dressing magnetic field may be originated by the rf modulation of the lattice depth, at least for frequencies low enough for an atomic adiabatic following.

The synthetic rf controlled magnetism may be applied to other atomic/molecular and solid-state physics configurations. Beside compensating the residual Zeeman contribution to a super stable optical clock based on a

nuclear transition [29], the rf engineering may be applied to design an artificial quantum transition with specific Zeeman properties, as a two-level superconducting system driven by an oscillatory field [30], and to the control of spin coherent dynamics and transport in semiconductor systems [31, 32].

The authors thank S. Bize, M. Glass-Maujean, A. Godone, C. Janssen, B. Laburthe-Tolra, R. Le Targat, A.D. Ludlow, and J.Ye for their inputs at different stages of this work. EA was supported by a MIUR PRIN-2009 grant.

-
- [1] J. Ye, H. J. Kimble, and H. Katori, *Science* **320**, 1734 (2008).
 - [2] H. Katori, *Nature Photon.* **5**, 203 (2011).
 - [3] A. Derevianko and H. Katori, *Rev. Mod. Phys.* **83**, 331 (2011).
 - [4] A. Derevianko, *Phys. Rev. A* **81**, 051606(R) (2010).
 - [5] R. Chicireanu, *et al.*, *Phys. Rev. Lett.* **106**, 063002 (2011).
 - [6] A. V. Taichenachev, *et al.*, *Phys. Rev. Lett.* **96**, 083001 (2006).
 - [7] A.D. Ludlow, *et al.*, *et al.*, *Science* **319**, 1805 (2008).
 - [8] P.G. Westergaard, *et al.*, *Phys. Rev. Lett.* **106**, 210801 (2011).
 - [9] A. Yamaguchi, *et al.*, *App. Phys. Express* **4**, 082203 (2011).
 - [10] St. Falke, *et al.*, *Metrologia* **48** 399 (2011).
 - [11] Z.W. Barber, *et al.*, *Phys. Rev. Lett.* **100**, 103002 (2008).
 - [12] N.D. Lemke, *et al.*, *Phys. Rev. Lett.* **103**, 063001 (2009).
 - [13] H. Hachisu, *et al.*, *Phys. Rev. Lett.* **100**, 053001 (2008).
 - [14] L. Yi, S. Mejri, J. J. McFerran, Y. Le Coq, and S. Bize, *Phys. Rev. Lett.* **106**, 073005 (2011).
 - [15] J. Dalibard, F. Gerbier, G. Juzeliūnas, and P. Öhberg, *Rev. Mod. Phys.* **83**, 1523 (2011).
 - [16] C. Cohen-Tannoudji and D. Guery-Odelin, *Advances In Atomic Physics: An Overview*, (World Scientific, 2011).
 - [17] S. Haroche and C. Cohen-Tannoudji, *Phys. Rev. Lett.* **24**, 974 (1970).
 - [18] A. Esler, *et al.*, *Phys. Rev. C* **76**, 051302(R) (2007); P.-H. Chu, *et al.*, *ibidem* **84**, 022501(R) (2011).
 - [19] M.M. Boyd, *et al.*, *Phys. Rev. A* **76**, 022510 (2007).
 - [20] X. Baillard, *et al.*, *Eur. Phys. J. D* **48**, 11 (2008).
 - [21] Notice that owing to the different Landé g-factor in ground and excited states, the 3P_0 Rabi frequency is $g_P\Omega/g_S$.
 - [22] S. Haroche, C. Cohen-Tannoudji, C. Audoin, and J.P. Schermann, *Phys. Rev. Lett.* **24**, 861 (1970).
 - [23] E. Muskat, D. Dubbers, and O. Schärpf, *Phys. Rev. Lett.* **58**, 2047 (1987).
 - [24] Q. Beaufils, *et al.* *Phys. Rev. A* **78**, 051603(R) (2008).
 - [25] G.W. Series, *Phys. Rep.* **43**, 1 (1977).
 - [26] C. Cohen-Tannoudji, J. Dupont-Roc, and C. Fabre, *J. Phys. B: At. Mol. Phys.* **6**, L218 (1973); P. Hannaford, D.T Pegg and G.W. Series, *ibidem* **6**, L222 (1973).
 - [27] F. Ahmad and R.K. Bullough, *J. Phys. B: Atom. Molec. Phys.* **7**, L275 (1974).
 - [28] S.H. Autler and C.H. Townes, *Phys. Rev.* **100**, 703 (1955).
 - [29] C.J. Campbell, *et al.*, *Phys. Rev. Lett.* **108**, 120802 (2012).
 - [30] J. Tuorila, *et al.*, *Phys. Rev. Lett.* **105**, 257003 (2010).
 - [31] S.Q. Shen, *Phys. Rev. Lett.* **95**, 187203 (2005).
 - [32] J. Ohe, M. Yamamoto, T. Ohtsuki, and J. Nitta, *Phys. Rev. B* **72**, 041308(R) (2005).