

Quantum discord and entanglement in Heisenberg XXZ spin chain after quenches*

Ren Jie,¹ WU Yin-Zhong,¹ and ZHU Shi-Qun²

¹*Department of Physics and Jiangsu Laboratory of Advanced Functional Material,
Changshu Institute of Technology, Changshu 215500, P. R. China*

²*School of Physical Science and Technology, Soochow University, Suzhou, Jiangsu 215006, P. R. China*

Using the adaptive time-dependent density-matrix renormalization group method, the dynamics of entanglement and quantum discord of a one-dimensional spin-1/2 XXZ chain is studied when anisotropic interaction quenches are applied at different temperatures. The dynamics of the quantum discord and pairwise entanglement between the nearest qubits shows that the entanglement and quantum discord will first oscillate and then approach to a constant value. The quantum discord can be used to predict the quantum phase transition, while the entanglement cannot.

PACS numbers: 03.65.Yz, 03.65.Ud, 03.67.Bg

Entanglement is an important resource in quantum information processing, such as quantum computation and quantum teleportation [1, 2]. Many researches show that entanglement exists naturally in spin systems at zero temperature. By using the quantum theory, entanglement can be applied to detect the quantum phase transition points [3–6], which imply quantum fluctuation due to the change of a parameter in the Hamiltonian at zero temperature. Recently, a different and significant measurement, called quantum discord, was introduced [7]. It can detect these quantum correlations presented in certain separable mixed states, which cannot be captured by the entanglement of formation. The discord can also be used to predict quantum phase transition points at zero temperature [8–11] and at finite temperatures [12]. It is reported that the measurement of quantum discord can be realized in NMR [13] and optical experiments [14].

Recently, the progress in manipulating cold-atom systems provides almost ideal realizations of strongly correlated many-particle systems in experiments [15]. The non-equilibrium physics in quantum many-body spin systems are attracting much interests of experiments due to the possible application to spintronics, quantum information processing, etc. Meanwhile, physicists try to understand the general aspects of non-equilibrium dynamics in a comparably simple system. One of the methods is the quench where the system's Hamiltonian is changed suddenly. It corresponds to preparing the system in the ground state of the Hamiltonian H_I at the initial time, and then the Hamiltonian is changed instantaneously to H_F after time $t > 0$. The quench dynamics of entanglement and quantum discord in a spin-1/2 transverse XY chain was studied [16, 17]. Non-equilibrium dynamics of the XXZ model with quenches has been a very active area of research [18–22], since such a global interaction quench can be actually realized for atoms in optical lattices [23]. It is interesting to investigate the dynamics of entangle-

ment and quantum discord in Heisenberg spin-1/2 XXZ chain following quenches.

The Hamiltonian of an opened N spin-1/2 chain with the nearest neighbor interaction is given by

$$H = \sum_{i=1}^{N-1} J(S_i^x S_{i+1}^x + S_i^y S_{i+1}^y + \Delta S_i^z S_{i+1}^z), \quad (1)$$

where S_i^α ($\alpha = x, y, z$) are spin operators on the i -th site, and the parameter N is the number of spins in the chain. The parameter J refers to the ratio of the nearest-neighbor coupling. For simplicity, $J = 1$ is considered. The parameter Δ denotes the anisotropic interaction. The anisotropic interaction $\Delta > 1$ is called Néel antiferromagnetic phase, and $0 < \Delta < 1$ is called critical XY phase. In this paper, we assume that the anisotropic interaction is time dependent. The initial anisotropic interaction is labeled as Δ_I . After $t > 0$, the anisotropic interaction Δ_I suddenly quenches to Δ_F .

In the Letter, the concurrence is chosen as a measure of the pairwise entanglement [24]. The concurrence E is defined as

$$E = \max\{\lambda_1 - \lambda_2 - \lambda_3 - \lambda_4, 0\}, \quad (2)$$

where the quantities λ_i ($i = 1, 2, 3, 4$) are the square roots of the eigenvalues of the operator $\varrho = \rho_{12}(\sigma_1^y \otimes \sigma_2^y)\rho_{12}^*(\sigma_1^y \otimes \sigma_2^y)$ and in descending order. The case of $E = 1$ corresponds to the maximum entanglement between the two qubits, while $E = 0$ means that there is no entanglement between the two qubits.

The quantum discord which measures the amount of quantumness in the state was introduced by [7],

$$Q(\rho) = I(\rho) - C(\rho), \quad (3)$$

where I represents the total correlation and C is the classical information. For an arbitrary bipartite state ρ_{AB} , the total correlations, which are expressed by quantum mutual information $I(\rho_{AB})$ in Eq. (3), is given by $I(\rho_{AB}) = s(\rho_A) + s(\rho_B) - s(\rho_{AB})$, and $s(\rho) = -Tr(\rho \log_2 \rho)$, where $\rho_{A(B)}$ is the reduced density matrix obtained from ρ_{AB} by taking the partial trace over

* The financial supports from the National Natural Science Foundation of China (Grant Nos.11104021, 11074184 and 11047007) are gratefully acknowledged.

the state space of subsystem $B(A)$. Quantum conditional entropy can be defined as $s(\rho|\{\hat{B}_k\}) = \sum_k p_k s(\rho_k)$. The final state ρ_k of the composite system, which is the generalization of the classical conditional probability, is given by $\rho_k = \frac{1}{p_k}(\hat{I} \otimes \hat{B}_k)\rho(\hat{I} \otimes \hat{B}_k)$, with the probability $p_k = \text{tr}(\hat{I} \otimes \hat{B}_k)\rho(\hat{I} \otimes \hat{B}_k)$ where \hat{I} is the identity operator of the subsystem A . The measurement based quantum mutual information takes the form of $I(\rho|\{\hat{B}_k\}) = s(\rho^A) - s(\rho|\{\hat{B}_k\})$. The classical information is given by

$$C(\rho) = \max_{\{\hat{B}_k\}} I(\rho|\{\hat{B}_k\}). \quad (4)$$

In Eq. (3), $Q = 0$ means that the measurement has extracted all the information about the correlation between A and B and is classical correlation. While $Q \neq 0$ means that the information cannot be extracted by local measurement and the subsystem A gets disturbed in the process, a phenomena not usually expected in classical information theory.

Because of $U(1)$ invariance $[H, \sum_{\text{tot}} S^z] = 0$, the expectation values $\langle S^z \rangle = 0$ in the ground states of Eq.(1), and the evolution of the reduced density matrix can be described by $\rho(t) = \frac{1}{4}[I_{A,B} + \sum_{k=x,y,z} \langle \sigma_A^k \sigma_B^k(t) \rangle \sigma_A^k \sigma_B^k]$.

The entanglement in the reduced density matrix $\rho(t)$ can be express by [25, 26]

$$E(\rho(t)) = \frac{1}{2} \max\{0, \sum_{k=x,y,z} |\sigma_A^k \sigma_B^k(t)| - 1\}, \quad (5)$$

and the quantum discord is given by [27]

$$Q(\rho(t)) = [g(1 - d_x - d_y - d_z) + g(1 + d_x - d_y + d_z) + g(1 - d_x + d_y + d_z) + g(1 + d_x + d_y - d_z)]/4 - [g(1 + D) + g(1 - D)]/2, \quad (6)$$

with $d_k (k = x, y, z) = \langle \sigma_A^k \sigma_B^k(t) \rangle$, $D = \max\{|d_x|, |d_y|, |d_z|\}$, and $g(x) = x \log_2(x)$.

The dynamics of entanglement and quantum discord of a spin-1/2 antiferromagnetic Heisenberg chain is analyzed at zero temperature. Two kinds of initial states are selected. The first initial state is chosen in XY phase region, and the second kind of initial states is in Néel phase region. We can use exact diagonalization to obtain the ground state for a small system, and then apply size scaling behavior. If the system size is large, the adaptive time-dependent density matrix renormalization group (t-DMRG) method can be applied with a second-order Trotter expansion of the Hamiltonian [28, 29]. In our simulation, a Trotter slicing $dt = 0.1$ and the t-DMRG codes with double precision are performed with a truncated Hilbert space of $m = 500$. We calculated a chain of $L = 60$ sites with time $t \leq 10$ and the relative error is below 10^{-4} . In the simulation time region, our numerical results are reliable, which have been estimated by keeping trace of the discard weight, and the entanglement entropy increases linearly in time [19, 30].

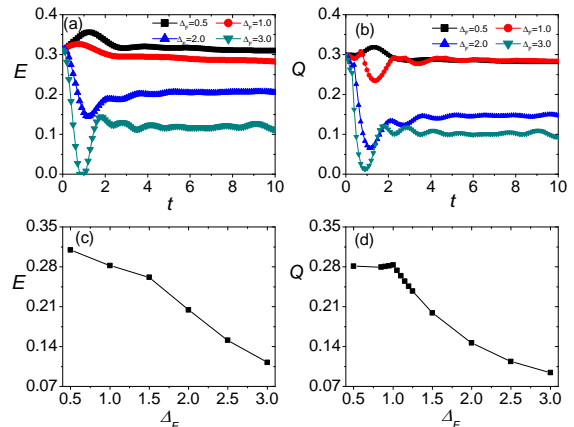


FIG. 1. (Color online) The entanglement (a) and quantum discord (b) are plotted as a function of time for different Δ_F , when $\Delta_I = 0$ and the temperature of system is zero. The entanglement (c) and quantum discord (d) are plotted as a function of Δ_F at time $t = 10$. Here and in the following all quantities are dimensionless and the dots are t-DMRG data, the lines are fit lines.

Firstly, the initial state of Eq. (1) is in the XY phase, then the anisotropic interaction quench is applied. The entanglement and quantum discord between the two central qubits are plotted as a function of time for different Δ_F in Figs. 1(a) and 1(b) respectively for $\Delta_I = 0$. In Fig. 1(a), when $\Delta_F = 0.5, 1.0$, the entanglement increases firstly with the time increases, then reaches a maximal value, and finally decreases to a constant value. When $\Delta_F = 2.0, 3.0$, the entanglement will first decreases with the time t increases, then it drops to a minimal value, and finally reaches to a flat with small oscillations. In Fig. 1(b), the dynamics of quantum discord for $\Delta_F = 0.5, 2.0$ is similar to that of entanglement. For $\Delta_F = 1.0$, quantum discord has more oscillations in the beginning. To investigate the effects of the anisotropic interaction, the entanglement and discord are plotted as a function of Δ_F in Figs. 1(c) and 1(d) at the fixed time $t = 10$ respectively. In Fig. 1(c), the entanglement decreases with Δ_F increases. While in Fig. 1(d), the discord increases slightly when Δ_F increases, and reaches the maximal value 0.283 when $\Delta_F = 1.0$, and then the discord decreases when the interaction Δ_F increases further. We also investigate the cases of $\Delta_I = 0.25, 0.5$, the discord also reaches the maximal value when $\Delta_F = 1.0$ at the fixed time.

Secondly, the initial state of Eq. (1) is in the Néel phase, then the anisotropic interaction quench is performed. The entanglement and quantum discord between the two central qubits are plotted as a function of time for different Δ_F in Figs. 2(a) and 2(b) respectively for $\Delta_I = 3$. In Fig. 2(a), when $\Delta_F = 0.5$, the entanglement decreases with the time increases, then tends to a

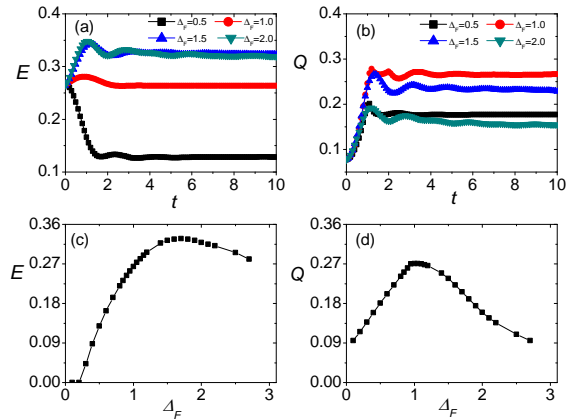


FIG. 2. (Color online) The entanglement (a) and quantum discord (b) is plotted as a function of time for different Δ_F , when $\Delta_I = 3.0$ and the system temperature is zero. The entanglement (c) and quantum discord (d) is plotted as a function of Δ_F at the time $t = 10$.

constant value. For $\Delta_F = 1.0, 1.5, 2.0$, the entanglement increases with the time increases, then oscillates to reach a constant value. In Fig. 2(b), the discord increases with the time increases, then oscillates and approaches to a constant value. To find the effects of the anisotropic interaction, the entanglement and discord are plotted as a function of Δ_F in Figs. 2(c) and 2(d) respectively at a fixed time $t = 10$. The entanglement increases when the interaction Δ_F increases. It reaches the maximal value 0.327 at $\Delta_F = 1.7$, and decreases with Δ_F increases further. In Fig. 2(d), the discord increases linearly with the interaction increases, and reaches the maximal value 0.271 at $\Delta_F = 1.0$, then decreases with Δ_F increases. We also study the cases of $\Delta_I = 2.0, 2.5$, the discord also reaches the maximal value at $\Delta_F = 1.0$ at the same time.

The dynamics of entanglement and quantum discord of a spin-1/2 antiferromagnetic Heisenberg chain is investigated at finite temperature. It is also started from two kinds of initial states as before. It is known that the density matrix for a system in equilibrium at a finite temperature T can be expressed by $\rho = \frac{e^{-\beta H}}{Z}$, with $\beta = 1/kT$ and $Z = \text{Tr}(e^{-\beta H})$ is the partition function. The Boltzmann constant k is set to unity. It is well known that the finite-temperature density matrix renormalization can be calculated by using an enlarged Hilbert space with imaginary time evolution[31], and this method can be extended to study the evolution of the system at finite temperature[32]. A simply method, the time-reversed physical Hamiltonian is applied to reduce the errors [33]. Here, we adopt this method to study the dynamics of entanglement and discord. In our simulation, a Trotter slicing $dt = 0.1, d\beta = 0.05$ and the finite temperature t-DMRG codes with double precision are performed with a truncated Hilbert space of $m = 300$. We calculated a

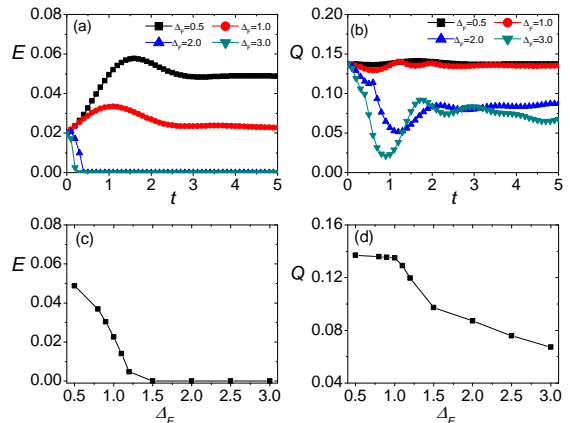


FIG. 3. (Color online) The entanglement (a) and quantum discord (b) are plotted as a function of time for different Δ_F , when $\Delta_I = 0$ and the system temperature is $T = 0.5$. The entanglement (c) and quantum discord (d) are plotted as a function of Δ_F at the fixed time $t = 5$.

chain with $L = 30$ sites within $t \leq 5$, and a typically discarded weight can be kept below $\delta w = 10^{-6}$ with relative error below 10^{-4} .

Firstly, the initial anisotropic interaction is selected as $\Delta_I = 0$ and the temperature is chosen as $T = 0.5$. The entanglement and quantum discord between the two central qubits are plotted as a function of time for different Δ_F in Figs. 3(a) and 3(b) respectively. The phenomenon are similar to the case at zero temperature. However, when $\Delta_F = 2.0, 3.0$, the entanglement decreases to zero rapidly with time increases. If time is fixed at $t = 5$, the entanglement and discord are plotted as a function of the different Δ_F in Figs. 3(c) and 3(d) respectively. In Fig. 3(c), the entanglement decreases very fast and reaches zero at about $\Delta_F = 1.5$ when Δ_F increases. In Fig. 3(d), the discord decreases very slowly for $\Delta_F < 1.0$. When $\Delta_F > 1.0$, it drops quickly to very small value as Δ_F increases. Though there is no peak at $\Delta_F = 1.0$, the sudden change of the slope at $\Delta_F = 1.0$ can be a hint about the quantum phase transition.

Secondly, the initial anisotropic interaction is $\Delta_I = 3.0$ and the temperature is $T = 0.5$. The entanglement and quantum discord are plotted as a function of time for different Δ_F in Figs. 4(a) and 4(b) respectively. They are similar to the cases of the quench at zero temperature. The entanglement and discord are plotted as a function of Δ_F in Figs. 4(c) and 4(d) respectively when the time is fixed. The phenomenon are similar to the case of the quench at zero temperature. The entanglement have a peak located at $\Delta_F = 1.7$ for $T = 0.5, 1.0$, and disappears at $T = 2$. The quantum discord have a peak located at $\Delta_F = 1.0$ and the peak value decreases with the temperature increases.

At zero temperature, the dynamics of the entangle-

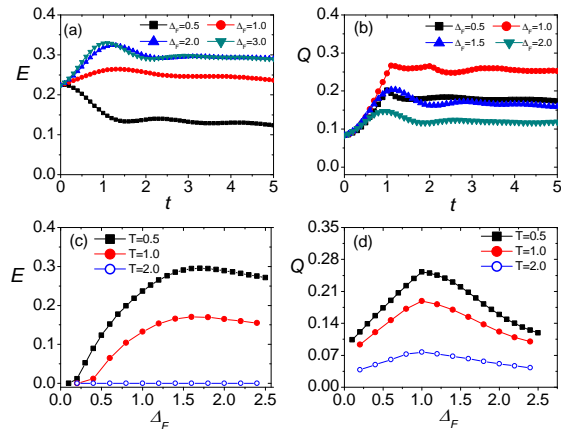


FIG. 4. (Color online) The entanglement (a) and quantum discord (b) are plotted as a function of time for different Δ_F , at temperature $T = 0.5$ for $\Delta_I = 3.0$. The entanglement (c) and quantum discord (d) are plotted as a function of Δ_F for different temperature at $t = 5$.

ment shows whether there is a peak in the entanglement with fixed time depends on the initial anisotropic interaction. While for the dynamics of quantum discord, it reaches a maximal value when the final anisotropic interaction is one, irrespective of the initial anisotropic interaction. Therefore this behavior can be employed to predict the quantum phase transition from the critical XY

phase to the Néel antiferromagnetic phase [12]. The entanglement fails to predict the quantum phase transition point while the quantum discord could detect it. At finite temperatures, when the initial anisotropic interaction is smaller than one, the quantum discord only provide a hint of the corresponding quantum phase transition. It is due to the very blunt of the peak of the quench when the temperature is zero. When the temperature increases a little bit, the peak disappears but a sudden change of the slope in quantum discord still exists. When the initial anisotropic interaction is much larger than one, the quantum discord can predict the quantum phase transition, because the peak of the same quench is very sharp at both zero and finite temperatures.

To summarize, the adaptive time-dependent density-matrix renormalization-group method is used to investigate the dynamics of the entanglement and quantum discord in one-dimensional quantum spin systems when the global anisotropic quenches are performed. The entanglement and discord oscillate to reach a constant value, which depends on the initial and final anisotropic interactions. At zero temperature, whether there is a peak in the entanglement depends on initial anisotropic interaction. While for quantum discord, it reaches a maximal value when the final anisotropic interaction is one, no matter how the initial anisotropic interaction is. This behavior can be used to predict the quantum phase transition points. At finite temperatures, the discord can also be used to predict the quantum phase transition only when the initial anisotropic interaction is greater than one.

-
- [1] Nielsen M A and Chuang I L 2000 *Quantum Computation and Quantum Information* (Cambridge University Press, Cambridge, England)
- [2] Bennett C H et al 1993 Phys. Rev. Lett. **70** 1895
- [3] Osterloh A et al 2002 Nature **416** 608
- [4] Osborne T J and Nielsen M A 2002 Phys. Rev. A **66** 032110
- [5] Gu S J, Tian G S and Lin H Q 2005 Phys. Rev. A **71** 052322
- [6] Amico L, Fazio R, Osterloh A, and Vedral V 2008 Rev. Mod. Phys. **80** 517
- [7] Ollivier H and Zurek W H 2001 Phys. Rev. Lett. **88** 017901; Zurek W H 2003 Rev. Mod. Phys. **75** 715
- [8] Dillenschneider R 2008 Phys. Rev. B **78** 224413
- [9] Luo S 2008 Phys. Rev. A **77** 042303
- [10] Sarandy M S 2009 Phys. Rev. A **80** 022108
- [11] Pal A K and Bose I 2011 J. Phys. B **44** 045101
- [12] Werlang T et al 2010 Phys. Rev. Lett. **105** 095702
- [13] Auccaise R et al arXiv:1104.1596
- [14] Xu J S, et al 2011 Nature Commun. **1** 7
- [15] Bloch I, Dalibard J and Zwerger W 2008 Rev. Mod. Phys. **80** 885
- [16] Sengupta K and Sen D 2009 Phys. Rev. A **80** 032304
- [17] Nag T, Patra A, and Dutta A, arXiv:1105.4442
- [18] Barmettler P et al 2009 Phys. Rev. Lett. **102** 130603.
- [19] Chiara G D, et al 2006 J. Stat. Mech. P03001.
- [20] Ren J and Zhu S Q 2010 Phys. Rev. A **81** 014302
- [21] Lancaster J and Mitra A 2010 Phys. Rev. E **81** 061134
- [22] Ganahl M et al 2012 Phys. Rev. Lett. **108** 077206
- [23] Greiner M, Mandel O, Hänsch T W and Bloch I 2002 Nature (London) **419** 51
- [24] Wootters W K 1998 Phys. Rev. Lett. **80** 2245
- [25] Dowling M R, Doherty A C and Bartlett S D 2004 Phys. Rev. A **70** 062113
- [26] Wang X G and Zanardi P 2002 Phys. Lett. A **301** 1
- [27] Mazzola L, Piilo J and Maniscalco S 2010 Phys. Rev. Lett. **104** 200401
- [28] White S R and Feiguin A E 2004 Phys. Rev. Lett. **93** 076401
- [29] Vidal G 2004 Phys. Rev. Lett. **93** 040502
- [30] Calabrese P and Cardy J 2005 J. Stat. Mech. P04010
- [31] Feiguin A E and White S R 2005 Phys. Rev. B **72** 220401
- [32] Barthel T, Schollwöck U and White S R 2009 Phys. Rev. B **79** 245101
- [33] Karrasch C, Bardarson J H and Moore J E arXiv:1111.4508