

Rounding Effects in Record Statistics

G. Wergen,¹ D. Volovik,² S. Redner,² and J. Krug¹

¹*Institute for Theoretical Physics, University of Cologne, 50937 Köln, Germany*

²*Center for Polymer Studies and Department of Physics, Boston University, Boston, MA 02215, USA*

(Dated: April 15, 2019)

We analyze record-breaking events in time series of continuous random variables that are subsequently discretized by rounding down to integer multiples of a discretization scale $\Delta > 0$. Rounding leads to ties of an existing record, thereby reducing the number of new records. For an infinite number of random variables that are drawn from distributions with a finite upper limit, the number of discrete records is finite, while for distributions with a thinner than exponential upper tail, fewer discrete records arise compared to continuous variables. In the latter case the record sequence becomes highly regular at long times.

PACS numbers: 05.45.Tp, 05.40.-a, 06.20.Dk, 02.50.-r

The statistics of record-breaking events have been widely studied in many contexts, including sports [1], evolutionary biology [2], the theory of spin glasses [3], and the possible role of global warming in the occurrence of record-breaking temperatures [4–9]. While the record statistics of independent, identically distributed (iid) random variables (RVs) that are drawn from continuous distributions is well understood [10, 11], the nature of records drawn from time-dependent distributions [12–14] and from series of correlated RVs [15, 16] is still not fully resolved.

Here we address the effect of *discreteness* on record statistics. Conventionally, records are recorded from variables that are drawn from a continuous distribution. However, in many applications, technical limitations cause observations to be discrete, even if the underlying distribution is continuous. In sports or meteorology, measurements such as distance, time, temperature, or precipitation are always rounded to a certain accuracy [1, 6, 7], resulting in an effective discrete distribution of RVs. Thus ties of existing records can arise, which alters the probability for a record to occur in any given observation (Fig. 1).

For RVs that are explicitly drawn from discrete distributions, the effect of ties strongly affects the number of records [17–21]. For the related phenomena of δ -records and geometric records, where a new record is

recorded only if the current observation exceeds the current record by a fixed constant δ [21, 22] or by a fixed fraction [23], intriguing statistical properties of records were found for the three basic universality classes of extreme value statistics (EVS) [24]. However, the consequences of measuring *rounded* record values that are drawn from continuous underlying distributions appears not to have been studied previously.

We consider a set of RVs X_1, \dots, X_N and focus on the probability $P_n \equiv \text{Prob}(X_n > X_1, \dots, X_{n-1})$ that the n^{th} variable in this series is a record. We denote P_n as the *record rate* and $R_n = \sum_{k=1}^n P_k$ as the *record number*. In the simple case of continuous iid RVs, the universal result is $P_n = \frac{1}{n}$ (see, e.g., [10, 11]). Thus for $n \gg 1$, $R_n \approx \ln n + \gamma$, with $\gamma \approx 0.577\dots$ the Euler constant.

Let us now assume that the RVs X_i are discretized in units of a minimal scale Δ . That is, each X_i gets rounded down to $X_i^\Delta = k\Delta$, with $k = \lfloor X_i/\Delta \rfloor$ and $\lfloor X \rfloor$ the floor function, which is the largest integer smaller than X . We define the *strong* record rate

$$P_n^\Delta \equiv \text{Prob}(X_n^\Delta > X_1^\Delta, \dots, X_{n-1}^\Delta). \quad (1)$$

That is, ties caused by the discretization are *not counted* as new records. Thus not only X_n , but also the rounded value X_n^Δ has to be larger than all previous RVs for a new record to occur (Fig. 1).

General theory, asymptotic results. For iid RVs X_i drawn from a distribution with probability density $f(x)$ and cumulative distribution $F(x) = \int^x dy f(y)$, the record rate is obtained from $P_n = \int dx f(x) F^{n-1}(x)$ [11]. For any continuous density $f(x)$, this integral gives the universal behavior mentioned above, $P_n = \frac{1}{n}$. However, if the measurement X_i is rounded down to X_i^Δ , the integral for P_n breaks into the sum

$$\begin{aligned} P_n^\Delta &= \sum_k \left[\int_{k\Delta}^{(k+1)\Delta} dx f(x) \right] F^{n-1}(k\Delta), \\ &= \sum_k [F((k+1)\Delta) - F(k\Delta)] F^{n-1}(k\Delta). \end{aligned} \quad (2)$$

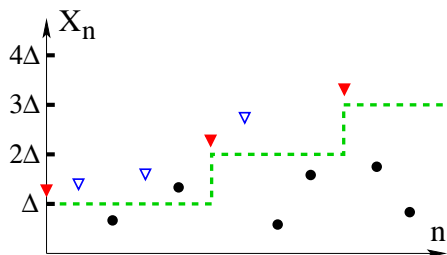


FIG. 1: (color online) Effect of rounding down records with discretization unit Δ . Inverted triangles indicate records, with records that survive after rounding shown solid. The dashed line shows the evolution of the rounded record value.

This gives the strong record rate from continuous RVs that are rounded down to the closest integer multiple of Δ . In the practically more relevant case where record values are rounded either up or down to the closest integer multiple of Δ , it is clear that the record rate has the same statistical properties as those from only rounding down. We now give asymptotic results for P_n^Δ for the three basic classes of EVS [24]: Weibull (distributions with a finite upper limit), Gumbel (unbounded upper tail decaying faster than any power law), and Fréchet (power-law upper tail). Our asymptotic approximations for the discrete record rate P_n^Δ for these three classes of EVS agree well with numerical results.

Weibull class: For illustration, we start with the uniform distribution: $f(x) = 1$ for $x \in [0, 1]$ and 0 otherwise. For a discretization scale $\Delta = \frac{1}{L}$, with integer-valued $L > 1$, Eq. (2) reduces to:

$$P_n^\Delta = \sum_{k=1}^{\frac{1}{\Delta}-1} \Delta (k\Delta)^{n-1} = \Delta^n H_{\frac{1}{\Delta}-1, n-1}, \quad (3)$$

where $H_{m,n}$ is the m^{th} harmonic number of power n . At some point in the time series of RVs, a record with a rounded value $1 - \Delta$ occurs; this is necessarily the *last record*. For a fine discretization scale, $\Delta \ll 1$, the sum in (3) can be replaced by an integral to give $P_n^\Delta \approx \frac{1}{n} (1 - \Delta)^n$. Thus for any $\Delta > 0$, P_n^Δ no longer decays as $\frac{1}{n}$, but instead approaches zero exponentially with n . Thus rounding strongly affects the asymptotic record rate for the uniform distribution.

A more general example of the Weibull EVS class is $f(x) = \xi(1-x)^{\xi-1}$, with $\xi > 0$ and $x \in [0, 1]$. By expanding Eq. (2) to second order for $\Delta \ll 1$, we find

$$\begin{aligned} P_n^\Delta &\approx \int_1^{\frac{1}{\Delta}-1} dk \left[(1-k\Delta)^\xi - (1-(k+1)\Delta)^\xi \right] \\ &\quad \times \left[1 - (1-k\Delta)^\xi \right]^{n-1}, \\ &\approx \begin{cases} \frac{1}{n} \left[1 - n\Delta^\xi - \frac{\Delta}{2} \xi \Gamma\left(2 - \frac{1}{\xi}\right) n^{1/\xi} \right], & \text{if } n\Delta^\xi \ll 1, \\ \frac{1}{n} \exp(-n\Delta^\xi), & \text{if } n\Delta^\xi \gg 1. \end{cases} \end{aligned} \quad (4)$$

Since the underlying distribution has a bounded support, the rapid asymptotic decay in the record rate is not surprising: the total number of records that can occur is finite and there will always be a last record. These behaviors reproduce those found for the uniform distribution.

Gumbel class: An important member of the Gumbel class is the exponential distribution $f(x) = e^{-x}$. For $n \gg 1$ we replace the sum in Eq. (2) by an integral and find

$$P_n^\Delta \approx \sum_{k=1}^{\infty} e^{-k\Delta} (1 - e^{-k\Delta})^n \approx \frac{1}{n\Delta} (1 - e^{-\Delta}) \quad (5)$$

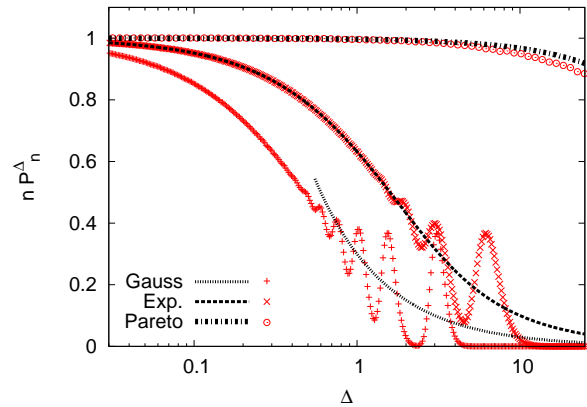


FIG. 2: (color online) Scaled record rate nP_n^Δ for $n = 1000$ for the Gaussian, exponential, and Pareto distributions (with $\mu = 1.2$ in the latter case). Without rounding $nP_n = 1$. Simulations (symbols) are averaged over 10^6 time series and over the range $975 \leq n \leq 1025$ to smooth the data. Analytical predictions (curves) for these three cases are shown for comparison. The text following Eq. (14) discusses the origin of the peaks for the Gaussian and exponential distributions.

for arbitrary $\Delta \geq 0$, in agreement with the findings for the geometric distribution in Ref. [18] and with simulations shown in Fig. 2. For $\Delta \ll 1$, (5) reduces to $P_n^\Delta \approx \frac{1}{n} (1 - \frac{\Delta}{2})$, while for $\Delta \gg 1$, $P_n^\Delta \approx \frac{1}{n\Delta}$. In contrast to the Weibull class, the asymptotic n dependence of P_n^Δ remains $\sim \frac{1}{n}$ for arbitrary Δ .

For the Gaussian distribution $f(x) = \frac{1}{\sqrt{2\pi}} e^{-x^2/2}$, with unit standard deviation, we find that as $n \rightarrow \infty$

$$\begin{aligned} P_n^\Delta &\approx \frac{1}{2} \int dx \left[\operatorname{erfc}\left(\frac{k\Delta}{\sqrt{2}}\right) - \operatorname{erfc}\left(\frac{(k+1)\Delta}{\sqrt{2}}\right) \right] F(x)^{n-1}, \\ &\approx \frac{1}{\Delta} \int dx \frac{1}{\sqrt{2\pi}} \frac{1}{x} e^{-x^2} F(x)^{n-1}. \end{aligned} \quad (6)$$

For $n \rightarrow \infty$ we evaluate this integral by the Laplace method by expanding the integrand about $x^* = \ln(n^2/2\pi)$, where x^* is the mean value of the n^{th} record. After some calculation, we obtain

$$P_n^\Delta \approx \frac{1}{n\Delta} \left[\sqrt{\ln\left(\frac{n^2}{2\pi}\right)} \right]^{-1}. \quad (7)$$

Thus the record rate decays slightly faster than $\frac{1}{n}$, see Fig. 2. Correspondingly, $R_n^\Delta \propto \Delta^{-1} (\ln n)^{1/2}$, which diverges very weakly as $n \rightarrow \infty$.

Fréchet class: A representative for the Fréchet class is the Pareto distribution $f(x) = \mu x^{-\mu-1}$, with $x > 1$ and $\mu > 0$. Using again Eq. (2), the asymptotic record rate P_n^Δ is

$$P_n^\Delta \approx \frac{1}{n} \left[1 - \frac{\Delta}{2} \mu \Gamma\left(2 + \frac{1}{\mu}\right) n^{-1/\mu} \right]. \quad (8)$$

Here, in contrast to the two previous regimes, the effect of the rounding is negligible, as $P_n^\Delta \rightarrow P_n$ for $n \rightarrow \infty$ and arbitrary Δ (see Fig. 2).

Small- Δ regime. We now focus on the effects of rounding when the discretization scale is small ($\Delta \ll 1$) for fixed n . Here we found a useful analogy between the effect of a linear drift in RVs [13] and the effect of rounding, and we adapt methods developed for the former problem to help elucidate rounding effects. For small Δ the general expression (2) for P_n^Δ simplifies to

$$\begin{aligned} P_n^\Delta &= \sum_k \left[\int_{k\Delta}^{(k+1)\Delta} dx f(x) \right] F^{n-1}(k\Delta), \\ &= \int dx f(x) F^{n-1}([x]_\Delta), \\ &\approx \frac{1}{n} - n \int dx (x - [x]_\Delta) f^2(x) F^{n-2}(x). \end{aligned} \quad (9)$$

Here $[x]_\Delta$ is defined as the largest integer multiple of Δ that is smaller than x . Thus in the second line $k\Delta = [x]_\Delta$ for $k\Delta \leq x < (k+1)\Delta$, which obviates writing the sum. In the last step, we expand to first order in the quantity $x - [x]_\Delta$ and employ the crude assumption that, on average, $x - [x]_\Delta \approx \frac{\Delta}{2}$ to give

$$P_n^\Delta \approx \frac{1}{n} \left(1 - \frac{\Delta}{2} n^2 \mathcal{I}_n \right), \quad (10)$$

where $\mathcal{I}_n \equiv \int dx f^2(x) F^{n-2}(x)$. The approximation underlying (10) is valid if $n^2 \Delta \mathcal{I}_n \ll 1$. The quantity \mathcal{I}_n appears in the problem of record statistics that arise from continuous RVs with a linear drift [13] and we know its behavior for a wide range of distributions. In the following we use the results from [13] to determine P_n^Δ in the small- Δ regime.

Weibull and Fréchet classes: For the distribution $f(x) = \xi(1-x)^{\xi-1}$ introduced above, the approximation given by Eq. (10) is useful for $\xi > 1$ and we find, for $n\Delta^\xi \ll 1$,

$$P_n^\Delta \approx \frac{1}{n} \left[1 - \frac{\Delta}{2} \xi \Gamma \left(2 - \frac{1}{\xi} \right) n^{1/\xi} \right], \quad (11)$$

which, for $n\Delta^\xi \ll 1$ and $\xi > 1$, agrees with the result derived from our general approach above in Eq. (4). Similarly, for the Pareto distribution we recover Eq. (8).

Gumbel class: For the exponential distribution, we find $P_n^\Delta \approx \frac{1}{n} \left(1 - \frac{\Delta}{2} \right)$, which agrees with the small- Δ behavior of Eq. (5). For the Gaussian distribution, the small- Δ approach allows us to obtain a new expression in the regime of $\sqrt{\ln n} \ll \Delta^{-1}$, which was not accessible through the general approach and is particularly important for possible applications, for instance in climatology (see [7]). We find

$$P_n^\Delta \approx \frac{1}{n} \left[1 - \frac{2\Delta\sqrt{\pi}}{e^2} \sqrt{\ln \left(\frac{n^2}{8\pi} \right)} \right] \quad (12)$$

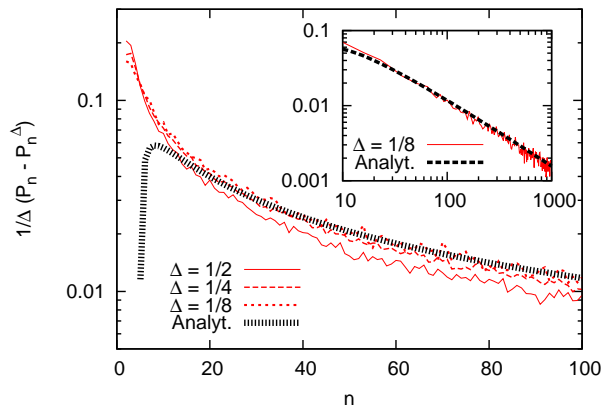


FIG. 3: (color online) Simulations of P_n^Δ for Gaussian RVs in the regime $\sqrt{\ln n} \ll \frac{1}{\Delta}$. Thin curves are $\frac{1}{\Delta} (P_n - P_n^\Delta)$ for $\Delta = \frac{1}{2}, \frac{1}{4}$ and $\frac{1}{8}$ and $n \in [0, 100]$. For each Δ , 10^6 time series were simulated. The thick dashed curve depicts the analytical prediction Eq. (15). Inset shows the same analysis for $\Delta = \frac{1}{8}$ with $n \in [1, 1000]$.

which is compared to numerical simulations in Fig. 3. For $n \gg 1$ and $\Delta \ll 1$, Eq. (12) reproduces the numerical values for P_n^Δ very accurately.

Large- Δ regime. For distributions in the Gumbel class that decay at least exponentially fast near the upper limit, we can provide an alternative description for the record number R_n^Δ . For these distributions, it is known that for large n the average spacings between the record events do not increase in time [11]. Therefore, we can choose a value of Δ that is sufficiently large that almost all records are suppressed because of ties. It then follows that all discrete values $k\Delta$ (with $k \geq 0$) will eventually be record values and R_n^Δ is just the sum over the probabilities that a record has already occurred at a certain value $k\Delta$. The corresponding probabilities $\Pi_n(k)$ for record value $k\Delta$ are given by $\Pi_n(k) \approx 1 - F(k\Delta)^{n-1}$, which leads to

$$R_n^\Delta \approx \sum_{k=0}^{\infty} \Pi_n(k) \approx 1 + \sum_{k=1}^{\infty} [1 - F(k\Delta)^{n-1}]. \quad (13)$$

For elementary Gumbel distributions, interesting properties emerge from $\Pi_n(k)$. It is obvious that for a small n and large $k\Delta$, $\Pi_n(k) \approx 0$. Conversely, for large n and arbitrary $k\Delta$ eventually $\Pi_n(k) \approx 1$, since $F(k\Delta) < 1$ for finite $k\Delta$. We now estimate the regime where $\Pi_n(k)$ switches between 0 and 1; this condition also determines the point where the mean record number switches from $k-1$ to k .

Since $\Pi_n(k)$ will never be exactly 0 or 1, we seek the time n , where $\Pi_n(k)$ is either smaller than ϵ ($n = n_-$) or larger than $1 - \epsilon$ ($n = n_+$) for a small $\epsilon \ll 1$. By elementary means we find

$$n_- < \frac{\ln \epsilon}{\ln [F(k\Delta)]}, \quad n_+ > \frac{\epsilon}{-\ln [F(k\Delta)]}. \quad (14)$$

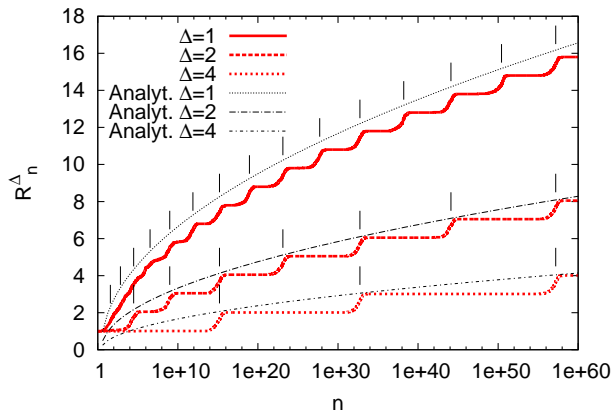


FIG. 4: (color online) Record number R_n^Δ for Gaussian RVs for $\Delta = 1, 2, 4$. Data (red) are based on 100 realizations with a maximal $n = 10^{60}$. For $n > 10^6$ we used an algorithm that directly simulates record events by sampling both the distribution and the waiting time of the $(k+1)^{\text{st}}$ record from the value of the k^{th} record. Thin lines (black) show the asymptotic behavior predicted by Eq. (15). The vertical lines show the steps predicted by $n \approx \sqrt{2\pi} k \Delta e^{(k\Delta)^2/2}$.

Evidently $\Pi_n(k)$ switches between 0 and 1 when n is between n_- and n_+ , where n_- and n_+ are both proportional to $[\ln(F(k\Delta))]^{-1}$. In the case of the exponential distribution, for example, we find that $n_- = \epsilon e^{k\Delta}$ and $n_+ = \ln(1/\epsilon) e^{k\Delta}$, so the k^{th} record will occur at a time proportional to $e^{k\Delta}$, leading to a mean record number of $R_n^\Delta \approx \frac{1}{\Delta} \ln n$. In the large $k\Delta$ regime, records occur in an ordered fashion and are well separated from each other. The $(k+1)^{\text{st}}$ record occurs at time $e^{(k+1)\Delta}$, which for $\Delta \gg 1$, is much later than the time of the k^{th} record. Thus the mean record number undergoes a step-like periodicity when plotted against e^n . For the Gaussian distribution, the same approach now predicts that $\Pi_n(k)$ switches for $n \approx \sqrt{2\pi} k \Delta e^{k^2 \Delta^2/2}$ (Fig. 4). For large $k\Delta$ and large n , the mean record number becomes

$$R_n^\Delta \approx \sum_{k=0} \Pi_n(k) \approx \frac{1}{\Delta} \sqrt{\ln \left(\frac{n^2}{2\pi} \right)}, \quad (15)$$

which was already obtained with the general approach above and confirms the validity of the form for R_n^Δ given in Eq. (13). The step periodicity in R_n^Δ is the source of the observed peaks (Fig. 2) in the record rate P_n^Δ as a function of Δ for exponential and Gaussian distributions.

Conclusions. We determined the effect of rounding down continuous random variables on the statistics of records. Our results also apply to the practically more relevant situation where continuous variables are rounded either up or down to the closest integer multiple of a fixed discretization scale Δ . The observed behavior depends on the underlying EVS universality class of the RVs. For distributions with bounded support, rounding leads to

an exponential decay of P_n^Δ and an asymptotically finite record number. In contrast, for power-law distributions, the effect of rounding becomes negligible for $n \rightarrow \infty$ and $P_n^\Delta \rightarrow \frac{1}{n}$ independent of Δ .

In the intermediate Gumbel class, the situation is much richer. For the exponential distribution, P_n^Δ always decays as $\frac{1}{n}$ with a Δ -dependent prefactor, while for the Gaussian distribution $P_n \propto (n \sqrt{\ln n})^{-1}$ for $n \rightarrow \infty$. This result can be extended to general distributions of the form $f(x) \propto \exp(-|x|^\beta)$ with $\beta > 1$, where the record rate decays as $n^{-1} \ln(n)^{1/\beta-1}$. By exploiting an analogy to the problem of record statistics in the presence of linear drift [13] we obtained a refined result for the Gaussian distribution that is valid at short times, which allows to model the important effects of rounding on the statistics of record-breaking temperatures [7].

For underlying distributions that decay at least exponentially, the record sequence becomes ordered at long times. This behavior contrasts markedly with the conventional situation of continuous iid RVs, where record events are manifestly independent [10, 11]. While correlations between record events have been previously observed for RVs that are drawn from drifting [14] or broadening [12] distributions, the effect of rounding is much stronger and render record events essentially predictable on a time scale that grows exponentially (or faster) with record number.

GW acknowledges financial support from Friedrich-Ebert-Stiftung and BCGS as well as the kind hospitality of the Center for Polymer Studies in the early stages of this work. DV and SR thank NSF grant DMR-0906504 for partial financial support of this research.

-
- [1] D. Gembris, J. G. Taylor and D. Suter, *Nature* **417**, 506 (2002); D. Gembris, J. G. Taylor and D. Suter, *J. Appl. Stat.* **34**, 529 (2007).
 - [2] J. Krug and K. Jain, *Physica A* **358**, 1 (2005).
 - [3] L. P. Oliveira et al., *Phys. Rev. B* **71**, 104526 (2005); P. Sibani, G. F. Rodriguez and G. G. Kenning, *Phys. Rev. B* **74**, 224407 (2006).
 - [4] G. W. Bassett, *Climatic Change* **21**, 303 (1992); R. E. Benestad, *Climate Research* **25**, 3 (2003).
 - [5] S. Redner and M. R. Petersen, *Phys. Rev. E* **74**, 061114 (2006).
 - [6] G. A. Meehl et al., *Geophys. Res. Lett.* **36**, L23701 (2009).
 - [7] G. Wergen, J. Krug, *Europhys. Lett.* **92**, 30008 (2010).
 - [8] W. I. Newman, B. D. Malamud and D. L. Turcotte, *Phys. Rev. E* **82**, 066111 (2010).
 - [9] S. Rahmstorf and D. Coumou, *Proc. Natl. Acad. Sci. USA* **108**, 17905 (2011).
 - [10] N. Glick, *Amer. Math. Monthly* **85**, 2 (1978).
 - [11] B. C. Arnold, N. Balakrishnan and H. N. Nagaraja, *Records*. Wiley, New York (1998); V. B. Nevzorov, *Theor. Probab. Appl.* **32**, 201 (1987).

- [12] J. Krug, J. Stat. Mech. P07001 (2007),
- [13] J. Franke, G. Wergen and J. Krug, J. Stat. Mech. P10013 (2010).
- [14] G. Wergen, J. Franke and J. Krug, J. Stat. Phys. **144**, 1206 (2011); J. Franke, G. Wergen and J. Krug, Phys. Rev. Lett. **108**, 064101 (2012).
- [15] S. N. Majumdar and R.M. Ziff, Phys. Rev. Lett. **101**, 050601 (2008); S. Sabhapandit, Europhys. Lett. **94**, 20003 (2011).
- [16] G. Wergen, M. Bogner and J. Krug, Phys. Rev. E **83**, 051109 (2011).
- [17] W. Vervaat, Stochastic Processes Appl. **1**, 317 (1973).
- [18] H. Prodinger, Discrete Mathematics **153**, 253 (1996).
- [19] R. Gouet, F. J. López and G. Sanz, Adv. Appl. Prob. **37**, 118 (2005).
- [20] E. S. Key, J. Theor. Probab. **18**, 99 (2005).
- [21] R. Gouet, F. J. López and G. Sanz, Bernoulli **13**, 754 (2007).
- [22] N. Balakrishnan, K. Balasubramanian, and S. Panchapakesan, J. Appl. Statist. Sci. **4**, 123 (1996).
- [23] R. Gouet, F. J. López and G. Sanz, J. Stat. Mech. P01005 (2012); I. Eliazar, Physica A **348**, 181 (2005).
- [24] E. J. Gumbel, National Bureau of Standards Applied Mathematics Series **33** (1954); L. de Haan and A. Ferreira, *Extreme Value Theory - An Introduction*, (Springer, New York, 2006).