

Pressure of thermal excitations in superfluid helium

I. N. Adamenko,¹ K.E. Nemchenko,¹ I. V. Tanatarov,^{2,*} and A.F.G. Wyatt³

¹*Karazin Kharkov National University,
Svobody Sq. 4, Kharkov, 61077, Ukraine.*

²*Akhiezer Institute for Theoretical Physics, NSC KIPT of NASU,
Academicheskaya St. 1, Kharkov, 61108, Ukraine.*

³*School of Physics, University of Exeter, Exeter EX4 4QL, UK.*

We find the pressure, due to the thermal excitations of superfluid helium, at the interface with a solid. The separate contributions of phonons, R^- rotons and R^+ rotons are derived. The pressure due to R^- rotons is shown to be negative and partially compensates the positive contribution of R^+ rotons, so the total roton pressure is positive but several times less than the separate R^- and R^+ roton contributions. The pressure of the quasiparticle gas is shown to account for the fountain effect in *HeII*. An experiment is proposed to observe the negative pressure due to R^- rotons.

PACS numbers: 47.37.+q

I. INTRODUCTION

The physical characteristics of superfluid ^4He can often be well described in terms of the elementary excitations from a coherent ground state, which acts as a vacuum state for the excitations. The elementary excitations are phonons at low temperatures and both phonons and rotons at higher temperatures. In thermal equilibrium, the excitations form a gas of quasiparticles which behaves in a similar way to a gas of atoms. When the excitations are incident on an interface with a solid, they reflect and create a pressure. However there are differences from a gas of atoms; the dispersion law is very different and there are excitations with a negative group velocity. Also excitations in the liquid helium can create phonons in the solid, and vice versa. The vapour pressure due to phonons and rotons and quantum evaporation, was considered in [1].

The dispersion curve of superfluid helium is non-monotonic and consists of three monotonic parts. Because of this the gas of quasiparticles of superfluid helium has three quite distinct components, phonons, R^- rotons and R^+ rotons, each component corresponding to a monotonic

* igor.tanatarov@gmail.com

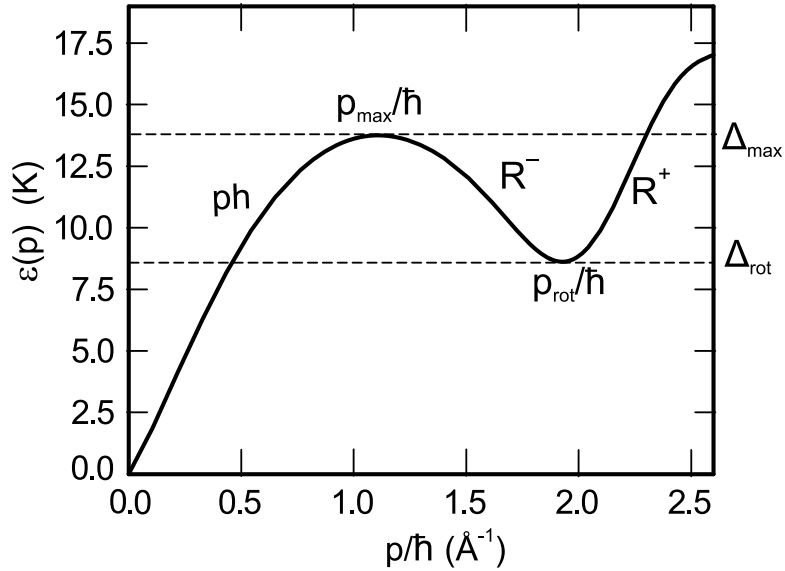


FIG. 1. The measured dispersion curve of superfluid helium. The phonon, R^- roton and R^+ roton regions are shown.

region of the curve, see Fig.1 and Ref.[2]. The R^- rotons are described by the descending part of the dispersion curve and have negative group velocity, so that their momentum is directed opposite to the direction of propagation. There are many indirect experiments that verify the quasiparticle description of thermal fluctuations in He II. Moreover, there are also experiments [3, 4], in which phonons and rotons are directly detected. The R^- rotons were shown to have a negative group velocity, relative to their momentum, in [5].

In this paper we obtain the pressure of superfluid helium quasiparticles on the boundary with another continuous medium. The processes that underly the interaction of the quasiparticles with an interface, their reflection, transmission and creation, are considered self-consistently in a general approach. We take into account the possibility of the conversion of quasiparticles into each other, on reflection from the interface, and derive the separate contributions of phonon, R^- roton and R^+ roton modes to the full pressure of quasiparticles on the interface.

We start with a short section on the thermodynamics of the gas of superfluid helium quasiparticles and derive an expression for the pressure. In the next section we consider momentum transfer to the interface due to different quasiparticles interacting with it. We derive the total pressure of quasiparticles on the interface, as well as the individual contributions of phonon, R^- roton and R^+ roton modes to it. We show that no detailed expressions for the probabilities of the processes are necessary; the principle of detailed balance is all that is needed to derive the pressure. The pressure can be expressed in the form for the pressure of a classical gas on an interface, although the meaning is different. The part of the pressure due to R^- roton is shown to be negative. It is compensated by the positive part of R^+ rotons, and the total

positive pressure is less than the absolute values of either the R^- or R^+ rotons.

These results should be applicable for any two adjacent continuous media at low temperatures; in particular we see that the resultant force, with which quasiparticles of both media are acting on the interface, is directed from the medium with lesser sound velocity to the medium with the greater one. We also show that the expression for the total pressure is the same as that derived from thermodynamics.

We then discuss contributions to the pressure from the R^+ rotons and R^- rotons as calculated by thermodynamics and kinematics. The two theories give very different results and it is clear that the kinematic approach is correct. Hence it is impossible to calculate their separate contributions to the fountain pressure from their separate entropies.

In the last section we suggest an experiment that would measure the negative pressure that the R^- rotons exert on the boundary with a solid.

II. PRESSURE OF QUASIPARTICLES FROM THERMODYNAMICS

The dispersion curve of superfluid helium $\varepsilon(p)$ has the maximum Δ_{max} at $p = p_{max}$ and roton minimum Δ_{rot} at $p = p_{rot}$, see Fig.1. So for the range of energies $E \in (\Delta_{rot}, \Delta_{max})$ there are three real roots of equation $\varepsilon(p) = E$, which corresponding to phonons, R^- rotons, and R^+ rotons. We number the roots in the ascending order of their absolute values $p_i(\varepsilon)$: $p_3 > p_{rot} > p_2 > p_{max} > p_1 > 0$. Thus $i=1$ corresponds to phonons, $i=2$ to R^- rotons, and $i=3$ to R^+ rotons.

The thermodynamics of He II quasiparticles starts from the Helmholtz free energy, per unit volume, of superfluid helium (see for example [6]), which can be written as a sum $F = \sum_i F_i$, where

$$F_i = -k_B T \int \frac{d^3 p}{(2\pi\hbar)^3} \ln [1 + n_T(\varepsilon_i(p))] \quad \text{for } i=1, 2, 3 \quad (1)$$

are the phonons and R^\pm rotons contributions to F . Here n_T is the Bose-Einstein distribution and k_B Boltzmann constant. The integration domains of the integrals are $p_1 \in (0, p_{max})$, $p_2 \in (p_{min}, p_{max})$ and $p_3 \in (p_{min}, p_\infty)$.

The analytical expressions are obtained with the help of the usual approximations of the dispersion relation: linear for phonons $\varepsilon(p_1) = sp_1$ (s is the sound velocity of liquid helium), and parabolic for rotons $\varepsilon(p_{2,3}) = k_B \Delta_{rot} + (p_{2,3} - p_{rot})^2 / 2\mu$ (μ is the so-called roton mass). Usually the R^- and R^+ roton's contributions are calculated together, and one obtains (see for example

[6] or [7])

$$F_{ph} = -\frac{\pi^2}{90} \frac{(k_B T)^4}{\hbar^3 s^3} \quad (2)$$

$$F_{rot} = -\frac{p_{rot}^2 \sqrt{\pi\mu/2}}{2\pi^2 \hbar^3} (k_B T)^{3/2} e^{-\Delta_{rot}/T}. \quad (3)$$

The pressure P of a system is given by

$$P = -\left(\frac{\partial F}{\partial V}\right)_T \quad (4)$$

so as Eqs. (2) and (3) are the free energies per unit volume, they are the negative of the pressure. Hence the total pressure P due to phonons and rotons is:

$$P = \frac{\pi^2}{90} \frac{(k_B T)^4}{\hbar^3 s^3} + \frac{p_{rot}^2 \sqrt{\pi\mu/2}}{2\pi^2 \hbar^3} (k_B T)^{3/2} e^{-\Delta_{rot}/T}. \quad (5)$$

As this pressure is temperature dependent, it causes the fountain effect, which was observed by Allen and Jones [8]. Consider two reservoirs of liquid helium at temperatures T and $T + \delta T$, and pressures P and $P + \delta P$, respectively. Hence

$$\delta P = -\left(\frac{\partial F}{\partial T}\right)_V \delta T = S \delta T \quad (6)$$

where S is the entropy per unit volume. The second term is the usual expression for the fountain pressure given by London [9]. It can also be obtained from the equation for the superfluid velocity \mathbf{v}_s , in the two-fluid model, with $\mathbf{v}_s = 0$ [10].

If we treat the phonons and rotons in a naive way, and consider them as a classical gas (without any justification), the classical formula for the pressure of a gas of for each component, gives

$$P_i(T) = \frac{1}{3} \int \frac{d^3 p_i}{(2\pi\hbar)^3} n_T(\varepsilon(p_i)) p_i u_i(p_i) \quad \text{for } i=1, 2, 3. \quad (7)$$

Here $u_i = d\varepsilon(p_i)/dp_i$ are group velocities of quasiparticles. Due to the negative dispersion of R^- rotons, their contributions then should be negative. Although Eq. (7) is valid for classical particles, it is not justified for phonons and rotons which do not just reflect from the surface but have other possibilities such as a mode change. For example a phonon can change into R^+ roton. However, this classical approach suggests that the negative dispersion of R^- rotons will lead to a negative pressure contribution.

To calculate the negative pressure of the R^- rotons we use a kinematic approach in the next section. We derive the contributions of phonons, R^- and R^+ rotons to pressure by calculating

the momentum transferred to the helium-solid interface when quasiparticles of different types are incident on it. We also calculate the pressure of a quasiparticle beam incident on an interface which cannot be obtained from thermodynamics.

III. KINEMATIC CALCULATION OF THE PRESSURE OF QUASIPARTICLES

A. Momentum transferred to the interface

Let there be a flat boundary $z = 0$ between superfluid helium and a solid. The solid has a monotonic dispersion relation and occupies the region $z < 0$, and superfluid helium with its non-monotonic dispersion relation $\varepsilon(p)$ fills the region $z > 0$. For simplicity we take into account only the longitudinal phonons in the solid, to which we assign index $i=4$. Generalising the problem, to take into account the presence of both longitudinal and transverse phonons, is trivial, as can be seen below, and actually does not affect the results.

When any quasiparticle, of energy $\varepsilon \in (\Delta_{rot}, \Delta_{max})$, is incident on the interface it is destroyed, and a quasiparticle of one of the four types $i = 1, 2, 3, 4$ is created on the interface. There are three possibilities in the helium ($i = 1, 2, 3$) and one in the solid ($i = 4$). The analogous situation appears in ordinary acoustics, when the incident phonon with linear dispersion may with some probability be reflected (i.e. it is destroyed and the reflected phonon is created), or with some probability may turn into the phonon of the other medium. Our case is different because the dispersion relation of He II is nonlinear and nonmonotonic, so the quasiparticle created in helium can be of any of the three possible types. Consider a quasiparticle of type i with momentum \mathbf{p}_i and energy $\varepsilon(\mathbf{p}_i)$ be incident on the interface with the solid and a quasiparticle of type j ($j = 1, 2, 3, 4$) is created with probability R_{ij} . Two examples are shown in Fig.2.

Energy is conserved in these processes. Due to the translational invariance of the interface, the transverse component of momentum \mathbf{p}_τ is also conserved. So ε and \mathbf{p}_τ are set by the incident quasiparticle; the momenta of the other quasiparticles are $p_i(\varepsilon)$, and the angles of propagation Θ_i , measured from the normal, are found from $p_\tau = p_i(\varepsilon) \sin \Theta_i$ for $i = 1, 2, 3, 4$. Here $p_4 = p_{sol}(\varepsilon)$ is determined by the dispersion relation of the solid.

The normal component of momentum of the incident quasiparticle is $p_{iz}^{(in)}$, and the created quasiparticles are p_{jz} for $j = 1, 2, 3, 4$. The created quasiparticles travel away from the interface, but the momentum of the R^- roton is towards the interface. Then the signs of p_{iz} , for the case p_{iz} are real, are

$$p_{1z}, p_{3z} > 0, \quad p_{2z}, p_{4z} < 0. \quad (8)$$

For channel j a momentum Δp_{ij} is transferred to the interface and hence to liquid or solid

as a whole. It is found from momentum conservation

$$\Delta p_{ij} = p_{iz}^{(in)} - p_{jz}. \quad (9)$$

On summing Δp_{ij} over the channels $j=1, 2, 3, 4$ with their probabilities R_{ij} , taking into account that for the incident wave $p_{iz}^{(in)} = -p_{iz}$, and using the normalizing condition

$$\sum_{j=1}^4 R_{ij} = 1 \quad \text{for } i = 1, 2, 3, 4, \quad (10)$$

we obtain

$$\Delta p_i = \sum_{j=1}^4 \Delta p_{ij} R_{ij} = -p_{iz} - \sum_{j=1}^4 R_{ij} p_{jz}. \quad (11)$$

Here Δp_i is the average momentum transferred to the interface per one incident quasiparticle of type i .

Let the incident quasiparticles be in thermodynamic equilibrium, with the Bose-Einstein distribution $n_T(\varepsilon)$. Then the momentum transferred to the interface, per unit time per unit area, by the incident quasiparticles of type i is

$$\Pi_i = - \int \frac{d^3 p_i}{(2\pi\hbar)^3} n_T(\varepsilon) |u_i| \cos \Theta_i \left\{ p_{iz} + \sum_{j=1}^4 R_{ij} p_{jz} \right\}. \quad (12)$$

Here u_i is the group velocity of quasiparticle i , $u_i = u(p_i)$ for $i = 1, 2, 3$ and $u_4 = u_{sol}$, so that $n_T(\varepsilon) |u_i| \cos \Theta_i$ is the number of quasiparticles i incident on the interface per unit time per unit area. The domain of integration is $\Theta_i \in (0, \pi/2)$, and the probabilities R_{ij} are nonzero only when both p_{iz} and p_{jz} are real, so the momentum Π_i is real.

The principle of detailed balance can be written in terms of probabilities as functions of the conserved quantities, ε and p_τ :

$$R_{ij}(\varepsilon, p_\tau) = R_{ji}(\varepsilon, p_\tau) \quad \text{for } i, j = 1, 2, 3, 4. \quad (13)$$

It is convenient to change the variables of integration in Eq. (12) to the arguments of $R_{ij}(\varepsilon, p_\tau)$. Then from Eq. (12)

$$\Pi_i = - \int \frac{d\varepsilon}{8\pi^2\hbar^3} n_T(\varepsilon) \int dp_\tau^2 \left\{ p_{iz} + \sum_{j=1}^4 R_{ij} p_{jz} \right\}. \quad (14)$$

The integral of the sum should be treated as the sum of integrals, with domains of integration

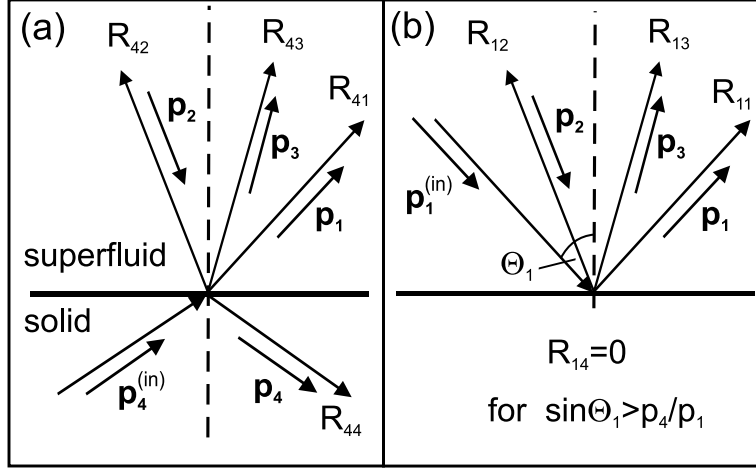


FIG. 2. Two examples of an incident quasiparticle creating other quasiparticles at the interface between the superfluid and a solid. In (a) the incident quasiparticle is a phonon in the solid and in (b) the incident quasiparticle is a phonon in the superfluid. The R_{ij} are the probabilities of creating the out-going quasiparticle. The arrows labelled \mathbf{p}_i show the direction of the momenta of the quasiparticles.

in which the integrands are real.

The full momentum transferred to the interface per unit time per unit area by all the incident quasiparticles, Π , is the sum of Eq. (14) over $i=1, 2, 3, 4$. With the help of Eqs. (10) and (13), we obtain

$$\sum_{i=1}^4 \left\{ p_{iz} + \sum_{j=1}^4 R_{ij} p_{jz} \right\} = 2 \sum_{i=1}^4 p_{iz}. \quad (15)$$

So, on summing, we see that the total pressure does not depend on the probabilities R_{ij} and thus on the reflection properties of the interface. The terms that remain, p_{iz} , reflect the bulk properties of the two adjacent media, i.e. their dispersion relations.

Taking into account the signs of p_{iz} (8), we have $p_{iz} = p_i \text{sgn}(p_{iz}) \cos \Theta_i$, and then on taking the interior integral, we obtain

$$\Pi(T) = \sum_{i=1}^4 \Pi_i = - \int \frac{d\varepsilon}{6\pi^2 \hbar^3} n_T(\varepsilon) \sum_{i=1}^4 p_i^3(\varepsilon) \text{sgn}(p_{iz}). \quad (16)$$

B. Pressure of the quasiparticles and the contribution of the three modes.

The quantity Π in Eq. (16) is the difference between the pressure of the phonons in the solid $P_{sol} = P_4$ where $z < 0$ and the pressure of the quasiparticles in the superfluid $P = P_1 + P_2 + P_3$ where $z > 0$: $\Pi = P_{sol} - P$. The contributions from phonons ($i=1$), R^- rotons ($i=2$), and R^+

rotons ($i=3$) to the total pressure of the quasiparticles in the superfluid are

$$P_i(T) = \text{sgn}(p_{iz}) \int \frac{d\varepsilon}{6\pi^2\hbar^3} n_T(\varepsilon) p_i^3(\varepsilon) \quad \text{for } i = 1, 2, 3. \quad (17)$$

The pressure of the longitudinal phonons of the solid P_4 is given by relation (17) for $i=4$, in which the signum is assumed value $+1$. The transverse phonons would give additional pressure $P_5(T)$, given also by relation (17) with the corresponding dispersion relation and positive sign, but we shall see later that it is unnecessary to include them.

Changing the integration variables back to d^3p_i , we obtain that the expressions for each of the contributions of quasiparticles i for $i = 1, 2, 3, 4$ take the universal form of the gas-kinetic equation for the pressure of a gas of classical particles (7).

We see that the contribution P_2 of the R^- rotons is *negative*. The reason is their negative group velocity $u_2 < 0$, which determines the sign of p_{2z} in Eqs. (8) and (17) and enters explicitly in Eq. (7). The contribution P_2 is composed of the momentum that the incident R^- rotons bring to the interface (which is negative), as well as the negative momentum transferred to the interface on creation of the R^- rotons by either phonons, or rotons, or phonons in the solid. The latter terms are proportional to coefficients R_{i2} and are summed up in such a way that the coefficients disappear, and the expression for the full pressure (17) takes the form that could be obtained by considering (wrongly) that all the quasiparticles are just specularly reflected without mode change or transmission.

Hence we have proved the classical formula (7) to be applicable for the gas of quasiparticles, for which mode changes on interaction with the interface are allowed. However, it should be emphasized that one should distinguish the pressure of quasiparticles of type i incident on the interface, which is given by Π_i of Eq. (12) and essentially depends on explicit functions R_{ij} , from the contribution of the mode i to full pressure $P = P_1 + P_2 + P_3$, given by definition by P_i of Eq. (17) or (7), which does not depend on R_{ij} .

In order to obtain Eq. (17) and (7), we did not make any assumptions on the explicit forms of either dispersion relation $\varepsilon(p)$ or the probabilities R_{ij} , so the result (7) should be applicable to any two continuous media with a common boundary (see for example [11]). As a consequence, from Eq. (17) we see that quasiparticles of the medium with lesser sound velocity act on the interface with greater pressure than those of the medium with greater sound velocity. If there is more than one type of quasiparticles in either of the media, the corresponding contributions to pressure from the branches are just summed up. The imbalance of pressure, due to the quasiparticles, is compensated by the elastic forces in the medium.

The sound velocity of the solid is usually much greater than that of superfluid helium, so

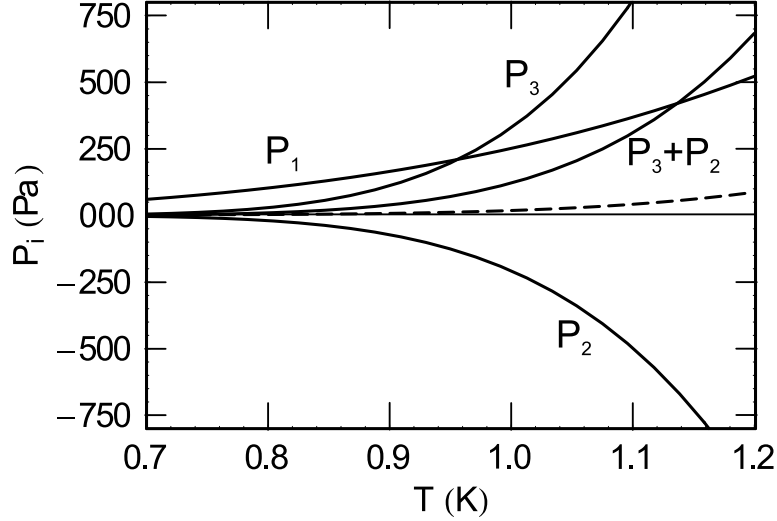


FIG. 3. The calculated partial pressures $P_{1,2,3}$ and $P_3 + P_2$ from Eqs. (18)-(19). Note that the absolute value of the negative pressure due to the R^- rotons is several times greater than the total roton pressure $P_3 + P_2$. For comparison the saturated vapour pressure is shown by the dashed line.

the pressure of phonons in the solid is negligibly small (so the trivial extension of the model including transverse phonons is unnecessary). The partial pressures of the helium quasiparticles P_i for $i = 1, 2, 3$ can be calculated with the usual approximation of the dispersion relation: linear for phonons and parabolic for rotons (as in (2) and (3)). Then for rotons we have $p_{2,3} = p_{rot} \mp \sqrt{2\mu(\varepsilon - k_B \Delta_{rot})}$, and considering the second term small, we obtain

$$P_{ph} = P_1 = \frac{\pi^2}{90} \frac{(k_B T)^4}{\hbar^3 s^3}, \quad (18)$$

$$P_{2,3} = \frac{p_{rot}^3}{6\pi^2 \hbar^3} \left\{ \mp k_B T + 3 \frac{\sqrt{\pi\mu/2}}{p_{rot}} (k_B T)^{3/2} \right\} e^{-\Delta_{rot}/T}. \quad (19)$$

The upper sign (minus) here corresponds to the R^- rotons ($i = 2$), and the lower sign (plus) to the R^+ rotons ($i = 3$). The sum of the pressures in Eqs. (18) and (19) give the pressure deduced from thermodynamics in Eq. (5). The contributions of phonons, R^- and R^+ rotons to pressure are shown in Fig.3. For temperatures $T \sim 1$ K the second term in (19) is about four times smaller than the first one. So the separate contributions of R^+ and R^- rotons, that differ in sign, are much larger than their sum $|P_{2,3}| > P_{rot} = P_2 + P_3$.

The measured saturated vapour pressure may be expressed to a good approximation as, [1],

$$P_{SVP} = \left(\frac{m}{2\pi} \right)^{3/2} \frac{(k_B T)^{5/2}}{\hbar^3} e^{-E_B/T}, \quad (20)$$

where m is the helium atom mass, $E_B = 7.16$ K the binding energy of an atom in the liquid

(see Fig.3). The Eq. (20) describes well the experimental data for temperatures from $5 \cdot 10^{-4}$ K to ~ 1 K.

Comparing Eqs. (19) and (20), we get

$$\frac{P_{SVP}}{P_{rot}} = \sqrt{\frac{m}{\mu}} \frac{k_B T}{2p_{rot}^2/m} e^{(\Delta_{rot} - E_B)/T}. \quad (21)$$

This ratio is at most 0.1 at $T \sim 1$ K and decreases exponentially at lower temperatures, where the phonon contribution to pressure becomes dominant. So in the full temperature range the saturated vapour pressure is at least an order of magnitude less than the pressure of quasiparticles (see Fig.3). This means that the liquid is in tension at the saturated vapour pressure.

C. Contributions of R^- and R^+ rotons in thermodynamics

The separate contributions of the R^+ rotons and the R^- rotons cannot be obtained from thermodynamics. The contributions to the free energy in Eq. (1) for R^+ rotons and R^- rotons, are approximately equal. They both give an approximately equal and positive contribution to the pressure. This is in stark contrast to the results of the kinematic analysis, which shows that the contributions to the pressure of the R^- rotons and R^+ rotons are negative and positive respectively, and the modulus of the pressure due to the R^+ rotons is larger than that from the R^- rotons. However, the separate contribution to the pressure from the phonons, is the same by thermodynamics and kinematics.

For the same reason, the separate contributions of the R^+ rotons and the R^- rotons to the fountain pressure, cannot be calculated from their separate contributions to the entropy, which are both positive. However the contribution of the phonons and all the rotons can be separated. The increments of pressures δP_1 and δP_{rot} that are caused by the increment of temperature δT

$$\delta P_1 = S_{ph} \delta T; \quad \delta P_{rot} = S_{rot} \delta T, \quad (22)$$

where S_{ph} and S_{rot} are the entropies per unit of volume of a phonon gas S_{ph} and roton gas S_{rot} respectively, obtained from (2) and (3) (see [6]). Then the full increment of pressure δP that corresponds to δT is $\delta P = S \delta T$, where $S = S_{ph} + S_{rot}$ is the entropy of superfluid helium.

The partial fountain pressures $P_{2,3}$ can only be obtained from $S_{2,3}$ if a term is added and subtracted from $\delta P_{rot}/\delta T$. This term is the derivative of the leading term of Eq. (19). It is added to obtain P_3 and subtracted to obtain P_2 , thus giving $P_3 > 0$ and $P_2 < 0$.

The above reasoning might be an indication that in the general case, thermodynamics alone

cannot separate the contributions of different branches of a dispersion curve to the thermodynamic quantities, and in particular for the case of R^- and R^+ rotons.

IV. OBSERVATION OF NEGATIVE MOMENTUM TRANSFER

We now suggest a way to observe the negative momentum transfer from R^- rotons to an interface, by measuring the pressure caused by a pulse of incident R^- rotons. The beam of R^- rotons could be created by having a pulse of high-energy helium phonons (h -phonons, created in experiments [3, 4, 14, 15]), incident on the interface with another solid (see Fig.4). It has been predicted, see [12], that the mode changing reflection can efficiently produce R^- rotons. The beam of R^- rotons then should be incident on, for example, a membrane at the optimum angle to specularly reflect the R^- rotons, see Fig.4, as this will give the largest momentum transfer. The force on the membrane should be outwards.

The created R^- rotons have the same energy as the h -phonons, about $\varepsilon_h/k_B \approx 10$ K. At $T \sim 50$ mK both the h -phonons and the R^- rotons propagate ballistically (see for example [5] and [13]). A fraction of the energy in the h -phonon beam is transferred to the R^- rotons with probability R_{12} . This is predicted (see [12]), to reach 1/2 at normal incidence (for ε_h), and decrease slowly with increasing angle, so that at $\pi/4$ it is still about 0.44. The concentration ratio of the rotons in the reflected beam n_{rot} to the phonons in the incident beam n_{ph} is given by

$$n_{rot}|u_{rot}|\cos\Theta_{rot} = R_{12}n_{ph}|u_{ph}|\cos\Theta_{ph}, \quad (23)$$

where Θ_{ph} and Θ_{rot} are the incidence and reflection angles, u_{ph} and u_{rot} group velocities of the quasiparticles at ε_h . The angles are related through a modification of Snell's law $\sin\Theta_{rot}/s_2 = \sin\Theta_{ph}/s_1$, where $s_{1,2}$ are the phase velocities of phonons and R^- roton at energy ε_h .

The pressure P_m , which is created by the R^- roton pulse acting on the interface, when incident at angle Θ_2 to the normal z , is determined by Δp_i from Eq. (11), multiplied by the number of R^- rotons incident per unit time per unit area:

$$P_m = n_{rot}|u_{rot}|\cos\Theta_2\Delta p_2. \quad (24)$$

In contrast to the isotropic pressure P_i from Eq. (17), Δp_i depends strongly on the explicit functions R_{ij} , as the reflection of other types of quasiparticles reduces the negative force. So the transfer of negative momentum reaches its maximum value when only R^- rotons are reflected, with no phonons or R^+ rotons. Then $\Delta p_2 \approx -2p_{2z}$. It appears (see [12]), that there is a range of incidence angles where R_{22} is nearly unity, and $R_{21,23}$ nearly zero, see inset of Fig.4.

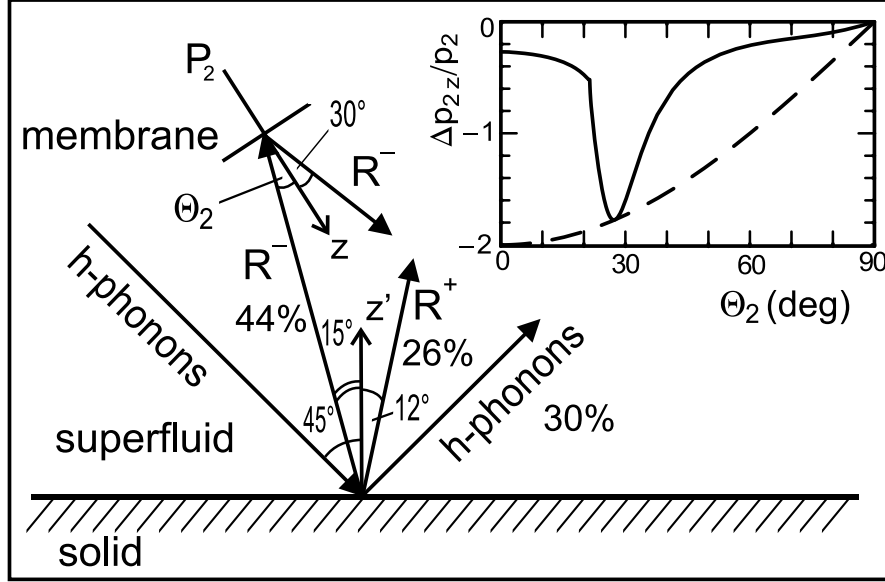


FIG. 4. The proposed experimental arrangement for measuring the negative momentum transfer from an incident pulse R^- rotons to an interface (membrane). High energy phonons (h-phonons) are reflected with a mode change into R^- rotons at the first interface, and these R^- rotons are then specularly reflected at the second interface. The angles are chosen to maximise the pressure signal P_2 , see text. P_2 is predicted to be towards the incident beam of R^- rotons. The inset graph shows the ratio of momentum transfer Δp_{2z} , to the interface per incident R^- roton, to its absolute value of momentum p_2 , as a function of the incidence angle Θ_2 , (solid line); if the R^- roton were fully specularly reflected, this function would be $(-2 \cos \Theta_2)$, (dashed line).

Taking into account the expression for the energy density flux in the incident beam of h-phonons

$$Q_h = \varepsilon_h n_{ph} |u_{ph}|, \quad (25)$$

we can use Eqs. (23) and (24) to express the pressure on the membrane in the form

$$P_m = \frac{Q_h}{s_2} \cdot R_{12} \frac{\cos \Theta_{ph}}{\cos \Theta_{rot}} \cdot \frac{\Delta p_2}{p_{2z}} \cos^2 \Theta_2. \quad (26)$$

It can be measured directly in the experiment. The scheme for the experiment is shown in Fig.4. The angular dependence of the transferred momentum to the interface per incident R^- roton $\Delta p_2/p_{2z}$ for energy ε_h , with the probabilities taken from [12], is shown inset in Fig.4. It is negative for all angles, and tends to (-2) at the optimal incidence angle $\Theta_2 = \Theta_2^0$. For energy $\varepsilon_h = 10$ K, it is $\Theta_2^0 \approx 27^\circ$. For $\Theta_{ph} \approx 45^\circ$ we obtain from (26) that $|P_m| \approx Q_h/2s_2$. So due to the negative pressure of the R^- rotons the membrane should bend in the direction towards the incident beam, and a sharp peak of the curvature exists around angles Θ_2^0 (see Fig.4).

V. CONCLUSION

We have derived the pressure of the gas of superfluid helium quasiparticles on an interface immersed in helium. The processes of quasiparticles mode change on the interface are considered self-consistently in a general way. The contributions to the pressure, due to phonons, R^- rotons, and R^+ rotons, in thermodynamic equilibrium (17) are found. The contribution of the R^- rotons is shown to be negative (19). It partially compensates for the positive contribution of the R^+ rotons, so that the resulting roton pressure in equilibrium is always positive (see Fig.3).

The partial pressures of quasiparticles of different types (17) can be expressed in the form of the pressure of a classical gas (7), despite the fact that quasiparticles interact with the interface in a much more complex manner. This result should hold true for any two adjacent continuous media, as the explicit forms for the probabilities, of relevant processes, do not appear in the expression for the pressure. One of the consequences is that the net force, which the quasiparticles of both media exert on the interface, is directed towards the medium with the greater sound velocity of the two. This imbalance of pressure, due to the quasiparticles, is compensated by elastic forces which leads to the liquid being under tension at the saturated vapour pressure.

It is shown that the pressure of quasiparticles is that which underlies the fountain effect in helium (22). So the fountain effect is due to the osmotic pressure of the quasiparticles that are “in solution” in the superfluid. The negativeness of the pressure due to R^- rotons but with the obvious positiveness of their contribution to the entropy of superfluid helium, is explained. We show that the equation $\delta P = S \delta T$ cannot be applied to the R^- and R^+ parts of the dispersion curve separately, although it appears that it can be applied separately to the phonons and all the rotons.

An experimental setup is suggested (Fig.4) for detecting the negative momentum transferred to a membrane by a R^- roton beam, which is created by mode change reflection of h -phonons at an interface with a solid. We hope this paper stimulates experiments to test these predictions.

ACKNOWLEDGMENTS

We are grateful to EPSRC of the UK (grant EP/F 019157/1) for support of this work.

-
- [1] A.F.G. Wyatt, *Physica B*, **126**, 392 (1984)
 - [2] R.A. Cowley and A.D.B. Woods, *Can. J. Phys.*, **49**, 177 (1971)
 - [3] M.A.H. Tucker and A.F.G. Wyatt, *J. Phys. Condens. Matter*, **6**, 2813 (1994)
 - [4] M. Brown and A.F.G. Wyatt, *J. Phys. Condens. Matter*, **2**, 5025 (1990)
 - [5] M.A.H. Tucker and A.F.G. Wyatt, *Science*, **283**, 1150 (1999)
 - [6] I.M. Khalatnikov, *An Introduction to the Theory of Superfluidity* (Addison-Wesley, New-York, 1998)
 - [7] J. Wilks *The properties of liquid and solid helium* (Clarendon Press, Oxford, 1967)
 - [8] J.F. Allen and H. Jones, *Nature*, **141**, 234 (1938)
 - [9] F. London, *Phys. Rev.* **54**, 947 (1938)
 - [10] D.R. Tilley, J. Tilley, *Superfluidity and Superconductivity* (Van Nostrand Reinhold comp., New-York - Cincinnati - Toronto - London - Melbourne, 1974)
 - [11] V.M. Apalkov and M.E. Portnoi, *Phys. Rev. B* **66**, 121303(R) (2002)
 - [12] I.N. Adamenko, K.E. Nemchenko, and I.V. Tanatarov, *Phys. Rev. B* **67**, 104513 (2003)
 - [13] M.A.H. Tucker and A.F.G. Wyatt, *J. Phys. Condens. Matter*, **4**, 7745 (1992)
 - [14] R.V. Vovk, C.D.H. Williams and A.F.G. Wyatt, *Phys. Rev. B* **69**, 114524 (2004)
 - [15] I.N. Adamenko, K.E. Nemchenko, V.A. Slipko and A.F.G. Wyatt, *Phys. Rev. B* **69**, 114525 (2004)