

Neutrinoless double beta decay and neutrino physics

Werner Rodejohann

Max-Planck-Institut für Kernphysik, Saupfercheckweg 1, 69117 Heidelberg, Germany

E-mail: werner.rodejohann@mpi-hd.mpg.de

Abstract. The connection of neutrino physics with neutrinoless double beta decay is reviewed. After presenting the current status of the PMNS matrix and the theoretical background of neutrino mass and lepton mixing, we will summarize the various implications of neutrino physics for double beta decay. The influence of light sterile neutrinos and other exotic modifications of the three neutrino picture is also discussed.

Submitted to: *Focus issue on Double Beta Decay in J. Phys. G: Nucl. Phys.*

Contents

1	Introduction	2
2	Neutrino physics	4
2.1	Neutrino mass and lepton mixing: theoretical origin	4
2.2	Neutrino mass and lepton mixing: observational status	5
3	Neutrinoless double beta decay and neutrino physics	8
3.1	General aspects	8
3.2	Neutrino mass	16
3.3	Neutrino mass ordering	17
3.4	Majorana phases	19
3.5	Vanishing effective mass	19
3.6	Distinguishing flavor models	20
3.7	Exotic modifications of the three neutrino picture	22
4	Light sterile neutrinos	23
5	Summary	24

1. Introduction

This contribution to the focus issue on Double Beta Decay deals with the connection of neutrinoless double beta decay ($0\nu\beta\beta$) [1],

$$(A, Z) \rightarrow (A, Z + 2) + 2e^-, \tag{1}$$

to neutrino physics. Observation of neutrinoless double beta decay would show that lepton number is violated, a finding that would be as important as observation of baryon number violation, i.e. proton decay. The huge importance of the process is the reason for extensive experimental and theoretical activities, as summarized in various recent reviews [2–8]. Indeed, the present time is an exciting time for neutrinoless double beta decay. The strongest limit on the life-time stemmed from 2001 [9], and was improved very recently [10]. A sizable number of new experiments is already running, under construction, or in the planing phase. Different isotopes and experimental techniques will be used, see table 1. In case more than one experiment sees a signal, it will be possible to increase the credibility of the claims, test the nuclear matrix element calculations, and maybe even test the underlying mechanism of $0\nu\beta\beta$. Recent reviews on the experimental aspects of $0\nu\beta\beta$ can be found in [2, 3, 5, 6], the focus issue contribution discussing this is by Zuber.

The fact that this contribution concentrates on neutrino physics needs to be stressed, because one always has to keep in mind that two main possibilities for $0\nu\beta\beta$ exist [4]:

Table 1. Categorization of running and planned experiments [3] and isotopes under consideration. Low energy resolution corresponds to about 10 % at the expected peak, high energy resolution is 1 % or less.

Name	Isotope	source = detector; calorimetric with			source \neq detector
		high energy res.	low energy res.	event topology	event topology
AMoRE	^{100}Mo	✓	–	–	–
CANDLES	^{48}Ca	–	✓	–	–
COBRA	^{116}Cd (and ^{130}Te)	–	–	✓	–
CUORE	^{130}Te	✓	–	–	–
DCBA	^{82}Se or ^{150}Nd	–	–	–	✓
EXO	^{136}Xe	–	–	✓	–
GERDA	^{76}Ge	✓	–	–	–
KamLAND-Zen	^{136}Xe	–	✓	–	–
LUCIFER	^{82}Se or ^{100}Mo or ^{116}Cd	✓	–	–	–
MAJORANA	^{76}Ge	✓	–	–	–
MOON	^{82}Se or ^{100}Mo or ^{150}Nd	–	–	–	✓
NEXT	^{136}Xe	–	–	✓	–
SNO+	^{150}Nd	–	✓	–	–
SuperNEMO	^{82}Se or ^{150}Nd	–	–	–	✓
XMASS	^{136}Xe	–	✓	–	–

(i) *Standard Interpretation:*

neutrinoless double beta decay is mediated by light and massive Majorana neutrinos (the ones which oscillate) and all other mechanisms potentially leading to $0\nu\beta\beta$ give negligible or no contribution;

(ii) *Non-Standard Interpretations:*

neutrinoless double beta decay is mediated by some other lepton number violating physics, and light massive Majorana neutrinos (the ones which oscillate) potentially leading to $0\nu\beta\beta$ give negligible or no contribution.

Here we will focus only on the standard interpretation of light neutrino exchange. Massive neutrinos are firmly established, and the vast majority of models and theories predicts neutrinos to be Majorana particles [11]. Therefore, an interpretation of neutrinoless double beta decay experiments in terms of neutrino physics is presumably the best motivated one. However, one always has to consider the possibility that other physics is at the origin of $0\nu\beta\beta$. A recent review on the various beyond the Standard Model sources for $0\nu\beta\beta$ can be found in [4]. Alternative interpretations will be dealt with in the contribution by Deppisch, Hirsch and Päs, ways to distinguish the mechanisms will also be discussed by Fogli and Lisi. Note that, as formulated by the Schechter-Valle theorem [12], any mechanism will lead to a neutrino Majorana mass term. However, this mass is generated by a 4-loop diagram, and is therefore negligible, see [13] for an explicit calculation.

As it turns out, if the three active neutrinos of the Standard Model are massive Majorana particles, observation of $0\nu\beta\beta$ can give information on the neutrino mass ordering, the Majorana CP phases, and the neutrino mass scale. For the latter observable, it should be noted that two other ways to measure neutrino mass exist, namely in “Kurie-plot” experiments [14] such as KATRIN, or via cosmological

observations [15]. Different assumptions go into these complementary methods, and an interesting discussion arises when signals in two or even all three types of measurements are established. There is even more to $0\nu\beta\beta$: it contains “flavor information”, in the sense that a number of the many proposed flavor symmetry models for lepton mixing has testable predictions for neutrino mass observables, which can be used to test the models, or rule them out.

A popular modification of the standard neutrino picture is to add one or two light sterile neutrinos, in order to explain various anomalous signals, such as the LSND/MiniBooNE results, the reactor anomaly, or certain cosmological/astrophysical observations. See [16] for a detailed description of the current situation. The presence of light sterile neutrinos will strongly impact the standard discussion of $0\nu\beta\beta$, and is a good example on how the physics interpretation of $0\nu\beta\beta$ can get completely changed in case the underlying assumptions are wrong.

Extracting precise physics results from $0\nu\beta\beta$ requires precise determination of the nuclear matrix elements, which currently is not the case. Nevertheless, recent years saw a significant improvement of the calculations, and an extensive experimental program was launched [17] in order to support and test the calculations (for the standard mechanism) as much as possible. These experimental activities are discussed in contributions by Ejiri and Frekers, and by Freeman, Grabmayr and Schiffer. Nuclear physics aspects will be dealt with by Faessler, Simkovic and Rodin, by Suhonen and Civitarese, by Menendez, by Engel and by Vogel.

In what follows we will summarize general and current aspects of neutrino phenomenology and theory in section 2. The main part of this contribution is section 3, where we aim to discuss the various aspects of double beta decay and standard neutrino physics. Light sterile neutrinos are added to the standard picture in section 4 before we conclude in section 5.

2. Neutrino physics

2.1. Neutrino mass and lepton mixing: theoretical origin

The theory behind neutrino mass and lepton mixing has been reviewed for instance in [18]. The only assumption that is necessary for what follows, is that neutrinos are Majorana particles. A pragmatic way to achieve this is to accept the presence of the unique dimension 5 operator, inversely proportional to the scale Λ , at which new physics sets in [19]

$$\mathcal{L}_{\text{eff}} = \frac{1}{2} \frac{h_{\alpha\beta}}{\Lambda} \overline{L_\alpha^c} \tilde{\Phi} \tilde{\Phi}^T L_\beta \xrightarrow{\text{EWSB}} \frac{1}{2} (m_\nu)_{\alpha\beta} \overline{\nu_\alpha^c} \nu_\beta. \quad (2)$$

Charge conjugated spinors are denoted by the superscript ‘c’, $L_\alpha = (\nu_\alpha, \alpha)^T$ are the lepton doublets of flavor $\alpha = e, \mu, \tau$ and Φ is the Higgs doublet with vacuum expectation value $v = 174$ GeV. m_ν is the neutrino mass matrix, given as the Yukawa coupling matrix

$h_{\alpha\beta}$ times v^2 divided by the high energy scale Λ . As can be seen, after electroweak symmetry breaking a Majorana mass matrix m_ν of order v^2/Λ is generated. With the typical mass scale of $m_\nu \simeq 0.05$ eV, it follows that $\Lambda \simeq 10^{15}$ GeV.

There are several ways to generate the Weinberg operator \mathcal{L}_{eff} in terms of fundamental particles. There are three tree-level possibilities, called type I, II and III seesaw, the numbering accidentally corresponding to their popularity. For the type I seesaw [20–23] one introduces right-handed neutrinos, which are weak singlets. One can integrate out their Majorana mass matrix M_R , resulting in

$$m_\nu = -m_D^T M_R^{-1} m_D, \quad (3)$$

where m_D is a Dirac mass matrix in the term $\overline{N}_R m_D \nu_L$, expected to be of the order of the other Standard Model masses. The Weinberg operator is here realized with $\Lambda \simeq M_R$. The type II (or triplet) seesaw [24–26] requires scalar Higgs triplets, and the type III seesaw [27] fermion triplets. Combinations of the three terms are of course possible, as well as more evolved seesaw variants, such as double, linear, or inverse seesaw. There are also radiative mechanisms which induce a Majorana neutrino mass matrix via loop diagrams, involving new particles [28–30]. Very often the heavy (seesaw) messengers can generate the baryon asymmetry by their decays in the early Universe, the so-called leptogenesis mechanism [31, 32]. Hence, establishing the Majorana nature of neutrinos and the presence of CP violation in the lepton sector would strengthen our belief in this already very appealing mechanisms. Note however that a link between $0\nu\beta\beta$ and the baryon asymmetry is not guaranteed. The same is true for the connection between low energy CP violation and leptogenesis: leptogenesis is very well possible if the low energy CP phases are all zero [33, 34].

Whatever the origin of the dimension 5 operator, neutrinos are Majorana particles: $\nu_i^c \equiv C \bar{\nu}_i^T = \nu_i$. Diagonalizing the mass matrix m_ν via

$$m_\nu = U^* m_\nu^{\text{diag}} U^\dagger, \quad \text{where } m_\nu^{\text{diag}} = \text{diag}(m_1, m_2, m_3), \quad (4)$$

results for the charged current term in the appearance of the Pontecorvo-Maki-Nakagawa-Sakata (PMNS) matrix U :

$$\mathcal{L}_{CC} = -\frac{g}{\sqrt{2}} \bar{\ell}_\alpha \gamma^\mu U_{\alpha i} \nu_i W_\mu^-. \quad (5)$$

We have gone here without loss of generality in the basis in which the charged lepton mass matrix is real and diagonal. The neutrino mass states $\nu_{1,2,3}$ are superpositions of neutrino flavor states $\nu_{e,\mu,\tau}$:

$$\nu_\alpha = U_{\alpha i}^* \nu_i. \quad (6)$$

In the next subsection the observational status of the parameters in m_ν will be discussed.

2.2. Neutrino mass and lepton mixing: observational status

Since the mass matrix is complex and symmetric there are 9 physical parameters in m_ν , usually parameterized as three masses, three angles and three phases. The PMNS

Table 2. Global fit results from neutrino oscillation experiments, taken from [40]. The values in brackets are for the inverted ordering.

parameter	best-fit $_{-1\sigma}^{+1\sigma}$	2σ	3σ
Δm_{21}^2 [10^{-5} eV^2]	$7.62_{-0.19}^{+0.19}$	7.27 – 8.01	7.12 – 8.20
$ \Delta m_{31}^2 $ [10^{-3} eV^2]	$2.53_{-0.10}^{+0.08}$ ($2.40_{-0.07}^{+0.10}$)	2.34 – 2.69 (2.25 – 2.59)	2.26 – 2.77 (2.15 – 2.68)
$\sin^2 \theta_{12}$	$0.320_{-0.017}^{+0.015}$	0.29 – 0.35	0.27 – 0.37
$\sin^2 \theta_{23}$	$0.49_{-0.05}^{+0.08}$ ($0.53_{-0.07}^{+0.05}$)	0.41 – 0.62 (0.42 – 0.62)	0.39 – 0.64 (0.39 – 0.64)
$\sin^2 \theta_{13}$	$0.026_{-0.004}^{+0.003}$ ($0.027_{-0.004}^{+0.003}$)	0.019 – 0.033 (0.020 – 0.034)	0.015 – 0.036 (0.016 – 0.037)
δ/π	$0.83_{-0.64}^{+0.54}$ –0.07	0 – 2 0 – 2	0 – 2 0 – 2

mixing matrix U is unitary and can be written in its standard parametrization adopted by the PDG [35] as

$$U = \begin{pmatrix} c_{12}c_{13} & s_{12}c_{13} & s_{13}e^{-i\delta} \\ -s_{12}c_{23} - c_{12}s_{23}s_{13}e^{i\delta} & c_{12}c_{23} - s_{12}s_{23}s_{13}e^{i\delta} & s_{23}c_{13} \\ s_{12}s_{23} - c_{12}c_{23}s_{13}e^{i\delta} & -c_{12}s_{23} - s_{12}c_{23}s_{13}e^{i\delta} & c_{23}c_{13} \end{pmatrix} P, \quad (7)$$

where $s_{ij} = \sin \theta_{ij}$, $c_{ij} = \cos \theta_{ij}$ and δ is the ‘‘Dirac phase’’ responsible for CP violation in neutrino oscillation experiments. In eq. (7) we have included a diagonal phase matrix P , containing the two ‘‘Majorana phases’’ α and β :

$$P = \text{diag}(1, e^{i\alpha}, e^{i(\beta+\delta)}). \quad (8)$$

These phases are physical only if neutrinos are Majorana particles [36–38]. We have included here δ in P , as a consequence the U_{ei} elements are independent of δ . The above parametrization is the product of a 23-, 13- and 12-rotation, then multiplied with P , with a phase in the 13-rotation. A ‘‘symmetrical parametrization’’ is also possible, in which each individual rotation matrix contains a phase [37]. The resulting PMNS matrix is [39]

$$U = \begin{pmatrix} c_{12}c_{13} & s_{12}c_{13}e^{-i\phi_{12}} & s_{13}e^{-i\phi_{13}} \\ -s_{12}c_{23}e^{i\phi_{12}} - c_{12}s_{13}s_{23}e^{-i(\phi_{23}-\phi_{13})} & c_{12}c_{23} - s_{12}s_{13}s_{23}e^{-i(\phi_{12}+\phi_{23}-\phi_{13})} & c_{13}s_{23}e^{-i\phi_{23}} \\ s_{12}s_{23}e^{i(\phi_{12}+\phi_{23})} - c_{12}s_{13}c_{23}e^{i\phi_{13}} & -c_{12}s_{23}e^{i\phi_{23}} - s_{12}s_{13}c_{23}e^{-i(\phi_{12}-\phi_{13})} & c_{13}c_{23} \end{pmatrix} \quad (9)$$

and its differences to the standard parametrization will be discussed whenever appropriate.

Neutrino oscillation experiments can probe in principle 6 of the nine parameters in m_ν , all angles, one phase \ddagger and two mass-squared differences (including their sign).

\ddagger In the symmetrical parametrization (9) the phase combination $\phi_{13} - \phi_{12} - \phi_{23}$ governs CP violation in oscillations, and one immediately recognizes CP violation as a three-generation phenomenon, involving the phases of all three generations.

Fitting [40] the general formula

$$\begin{aligned}
P(\nu_\alpha \rightarrow \nu_\beta) = & \delta_{\alpha\beta} - 4 \sum_{i>j} \text{Re} \{ U_{\alpha i}^* U_{\beta j}^* U_{\beta i} U_{\alpha j} \} \sin^2 \frac{\Delta m_{ij}^2 L}{4E} \\
& + 2 \sum_{i>j} \text{Im} \{ U_{\alpha i}^* U_{\beta j}^* U_{\beta i} U_{\alpha j} \} \sin \frac{\Delta m_{ij}^2 L}{2E},
\end{aligned} \tag{10}$$

with E the neutrino energy, L the baseline, and including matter effects whenever necessary, to the results of various neutrino oscillation experiments gives the allowed ranges in table 2. Regarding the mixing angle θ_{13} , or the mixing matrix element $|U_{e3}|$, there has recently been spectacular progress. Following T2K [41], all three reactor experiments have shown evidence for non-zero and sizable $|U_{e3}|$, namely Double Chooz [42], Daya Bay [43] and RENO [44]:

$$\begin{aligned}
\text{Double Chooz: } & \sin^2 2\theta_{13} = 0.086 \pm 0.051 \neq 0 \text{ at } 1.9\sigma, \\
\text{Daya Bay: } & \sin^2 2\theta_{13} = 0.092 \pm 0.017 \neq 0 \text{ at } 5.2\sigma, \\
\text{RENO: } & \sin^2 2\theta_{13} = 0.113 \pm 0.023 \neq 0 \text{ at } 4.9\sigma.
\end{aligned} \tag{11}$$

Combining the reactor data§ with the other information rules out vanishing U_{e3} at more than 7σ . As we will see, the precise value of θ_{13} is not particularly important for $0\nu\beta\beta$, at least for the current and next generation of experiments. Of more importance for $0\nu\beta\beta$ is the sign of the atmospheric mass-squared difference Δm_{31}^2 (see section 3.3), and the neutrino mass scale (section 3.2), both are currently unknown. An often overlooked issue for neutrinoless double beta decay is the value of θ_{12} , which is the best known mixing angle, but still induces a sizable uncertainty for life-time predictions in the inverted hierarchy [45], comparable to the nuclear physics uncertainty, as we will discuss in section 3.3.

The neutrino mass ordering is called normal (inverted) if the atmospheric mass-squared difference is larger (smaller) than zero:

$$\begin{aligned}
\text{normal: } & m_2 = \sqrt{m_1^2 + \Delta m_\odot^2}; \quad m_3 = \sqrt{m_1^2 + \Delta m_A^2}, \\
\text{inverted: } & m_2 = \sqrt{m_3^2 + \Delta m_\odot^2 + \Delta m_A^2}; \quad m_1 = \sqrt{m_3^2 + \Delta m_A^2}.
\end{aligned} \tag{12}$$

With unknown mass ordering and total mass scale there are three extreme cases, namely

$$\begin{aligned}
\text{normal hierarchy (NH): } & m_3 \simeq \sqrt{\Delta m_A^2} \gg m_2 \simeq \sqrt{\Delta m_\odot^2} \gg m_1, \\
\text{inverted hierarchy (IH): } & m_2 \simeq m_1 \simeq \sqrt{\Delta m_A^2} \gg m_3, \\
\text{quasi-degeneracy (QD): } & m_0^2 \equiv m_1^2 \simeq m_2^2 \simeq m_3^2 \gg \Delta m_A^2.
\end{aligned} \tag{13}$$

The neutrino mass scale can be measured with three complementary methods. The most model-independent one is by examining electron spectra in β -decays, i.e. **Kurie-plot experiments** [14]. The observable neutrino mass parameter is

$$m_\beta \equiv \sqrt{\sum |U_{ei}|^2 m_i^2}. \tag{14}$$

§ At the Neutrino 2012 conference in June 2012, Double Chooz have presented new data with 3.1σ evidence for non-zero U_{e3} , and also Daya Bay has increased its significance to more than 7σ . Also the T2K results were updated.

The current limit at 95% C.L. to this quantity from spectrometer approaches is 2.3 eV and 2.1 eV, obtained from the Mainz [46] and Troitsk [47,48] collaborations, respectively. The KATRIN experiment [49,50] has a discovery potential of $m_\beta = 0.35$ eV with 5σ significance and a design sensitivity of $m_\beta = 0.2$ eV (90% C.L.). It has been shown that neutrino mass determination is very robust with respect to new physics [51]. Such kind of experiments have reached their ultimate size, and going lower in mass requires alternative approaches. In principle, MARE (using crystal bolometers) [52] and Project 8 (measuring cyclotron radiation emitted by electrons) [53] can reach limits of 0.1 eV.

Neutrino mass determination via **cosmological and astrophysical observations** sets constraints on the sum of masses

$$\Sigma = \sum m_i. \quad (15)$$

Limits depend on the fitted data sets and the underlying cosmological model applied to the data, see [15,54] for recent summaries. Therefore, it is difficult to set a robust and model-independent constraint, upper limits on the sum of masses range from 1.5 eV to less than 0.5 eV. It is fair to say that if indeed neutrino masses are such that $\Sigma \gtrsim 1$ eV, a rather unusual cosmological model would be needed.

The third approach to neutrino mass is **neutrinoless double beta decay**, which we will discuss in section 3.2. Obviously, in order to extract neutrino mass from $0\nu\beta\beta$ one needs to assume that neutrinos are Majorana particles, and are the leading contribution to the process. The expression on which the life-time of $0\nu\beta\beta$ depends is

$$\langle m_{ee} \rangle = \left| \sum U_{ei}^2 m_i \right|, \quad (16)$$

and upper limits on $\langle m_{ee} \rangle$ can be translated in upper limits on m_β and Σ .

Cosmology gives the strongest limits on neutrino mass, $0\nu\beta\beta$ and direct searches give comparable limits, see section 3.2. However, we stress again the conceptual differences of the different approaches to neutrino mass, to be further discussed in section 3.2.

3. Neutrinoless double beta decay and neutrino physics

Having set the stage, we can discuss the connection of neutrino physics and neutrinoless double beta decay.

3.1. General aspects

In general, the decay rate of $0\nu\beta\beta$ can be written as

$$\Gamma^{0\nu} = \sum_x G_x(Q, Z) |\mathcal{M}_x(A, Z) \eta_x|^2, \quad (17)$$

where the subscript x denotes the underlying mechanism and η_x are functions of the particle physics parameters responsible for the decay. The nuclear matrix elements $\mathcal{M}_x(A, Z)$ depend on the mechanism and the nucleus. Finally, $G_x(Q, Z)$ are phase space factors (depending on the Q -value with Q^5 for most mechanisms including light

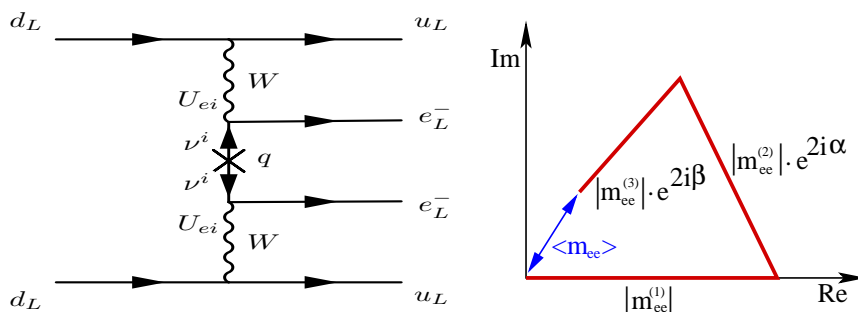


Figure 1. Left: quark level “lobster” diagram for neutrinoless double beta decay in case of light Majorana neutrino exchange. Right: geometrical visualization of the effective mass.

neutrino exchange) which can have dependence on the particle physics. Note that the possibility of destructive or constructive interference of different mechanisms is present. However, here we are only interested in the presence of one particle physics mechanism, the exchange of light massive Majorana neutrinos, the ones which are responsible for neutrino oscillations.

The Feynman diagram for $0\nu\beta\beta$ on the quark level in this interpretation is shown in figure 1. The amplitude of the process is for the $V - A$ interactions of the Standard Model proportional to

$$\sum G_F^2 U_{ei}^2 \gamma_\mu \gamma_+ \frac{\not{q} + m_i}{q^2 - m_i^2} \gamma_\nu \gamma_- = \sum G_F^2 U_{ei}^2 \frac{m_i}{q^2 - m_i^2} \gamma_\mu \gamma_+ \gamma_\nu \simeq \sum G_F^2 U_{ei}^2 \frac{m_i}{q^2} \gamma_\mu \gamma_+ \gamma_\nu,$$

where $\gamma_\pm = \frac{1}{2}(1 \pm \gamma_5)$, m_i is the neutrino mass, $q \simeq 100$ MeV is the typical neutrino momentum (corresponding to the typical nuclear distance of about 1 fm), and U_{ei} an element of the first row of the PMNS matrix. The linear dependence on the neutrino mass is expected from the requirement of a spin-flip, as the neutrino can be thought of as being emitted as a right-handed state and absorbed as a left-handed state.

The decay width of $0\nu\beta\beta$ is therefore proportional to the square of the so-called effective mass

$$\langle m_{ee} \rangle = \left| \sum U_{ei}^2 m_i \right| = \left| |m_{ee}^{(1)}| + |m_{ee}^{(2)}| e^{2i\alpha} + |m_{ee}^{(3)}| e^{2i\beta} \right|, \quad (18)$$

which is visualized in figure 1 (right) as the sum of three complex vectors $m_{ee}^{(1,2,3)}$. The effective mass is a coherent sum, which implies the possibility of cancellations. Note that since we have included δ in P (see (8)), the Dirac phase does not appear in $\langle m_{ee} \rangle$, which is the way it should be. In the symmetrical parametrization (9) the effective mass is given as

$$\langle m_{ee} \rangle = \left| c_{12}^2 c_{13}^2 m_1 + s_{12}^2 c_{13}^2 m_2 e^{2i\phi_{12}} + s_{13}^2 m_3 e^{2i\phi_{13}} \right|, \quad (19)$$

so only the two Majorana phases appear in $\langle m_{ee} \rangle$ [39].

Neutrinoless double beta decay is suppressed by the extremely small ratio of neutrino mass $m_i \lesssim 0.5$ eV and momentum transfer $|q| \simeq 10^8$ eV, and therefore only

Avogadro's number provides a chance to create situations in which the Majorana nature of neutrinos is observable. Compare this for instance with the decay $K^- \rightarrow \pi^+ e^- e^-$, which has a similar momentum scale, and has an extremely tiny branching ratio of about

$$\text{BR}(K^- \rightarrow \pi^+ e^- e^-) \sim 10^{-33} \left(\frac{\langle m_{ee} \rangle}{\text{eV}} \right)^2, \quad (20)$$

to be compared with the experimental upper limit of 6.4×10^{-10} [55].

Turning to experimental aspects, it is important to note that the life-time reach that can be obtained in an experiment depends on the background level:

$$(T_{1/2}^{0\nu})^{-1} \propto \begin{cases} a M \varepsilon t & \text{without background,} \\ a \varepsilon \sqrt{\frac{M t}{B \Delta E}} & \text{with background.} \end{cases} \quad (21)$$

Here M is the mass, t measurement time, B background index with natural units of counts/(keV kg yr) and ΔE the energy resolution at the peak. Noting that the decay width depends quadratically on the particle physics parameter, it is clear that within background dominated experiments an improvement of the particle physics by a factor 2 implies a highly non-trivial combined improvement of 16 on background index, energy resolution, mass and measurement time.

There are similar (and more difficult to observe) processes called neutrino-less double beta⁺ decay $(A, Z) \rightarrow (A, Z - 2) + 2 e^+$ ($0\nu\beta^+\beta^+$), beta⁺-decay electron capture $e_b^- + (A, Z) \rightarrow (A, Z - 2) + e^+$ ($0\nu\beta^+\text{EC}$), or double electron capture $2 e_b^- + (A, Z) \rightarrow (A, Z - 2)^*$ ($0\nu\text{ECEC}$) of bound state electrons e_b^- (discussed in this focus issue by Blaum, Eliseev and Novikov), which can also be searched for. Observation of one of those processes would also imply the non-conservation of lepton number. The rates depend on the particle physics parameters in the same way as $0\nu\beta\beta$ does, we can therefore focus on $0\nu\beta\beta$.

The effective mass depends on 7 out of the 9 physical parameters of low energy neutrino physics (only θ_{23} and the Dirac phase do not appear), hence contains an enormous amount of information. It is the only realistic observable in which the two Majorana phases appear. For the other five parameters there will be complementary information from oscillation experiments or other experiments probing neutrino mass. It is also noteworthy that $\langle m_{ee} \rangle$ is the ee element of the neutrino mass matrix m_ν , see eq. (4), which is a fundamental object in the low energy Lagrangian. In terms of the origin of neutrino mass, $\langle m_{ee} \rangle$ is $h_{ee} v^2/\Lambda$, see eq. (2).

In the standard and symmetrical parametrization of the PMNS matrix we have

$$\begin{aligned} |m_{ee}^{(1)}| &= m_1 |U_{e1}|^2 = m_1 c_{12}^2 c_{13}^2, \\ |m_{ee}^{(2)}| &= m_2 |U_{e2}|^2 = m_2 s_{12}^2 c_{13}^2, \\ |m_{ee}^{(3)}| &= m_3 |U_{e3}|^2 = m_3 s_{13}^2. \end{aligned} \quad (22)$$

The individual masses can, using eq. (12), be expressed in terms of the smallest mass and the mass-squared differences, whose currently allowed ranges, as well as those of the mixing angles, are given in table 2. A typical analysis of the effective mass would

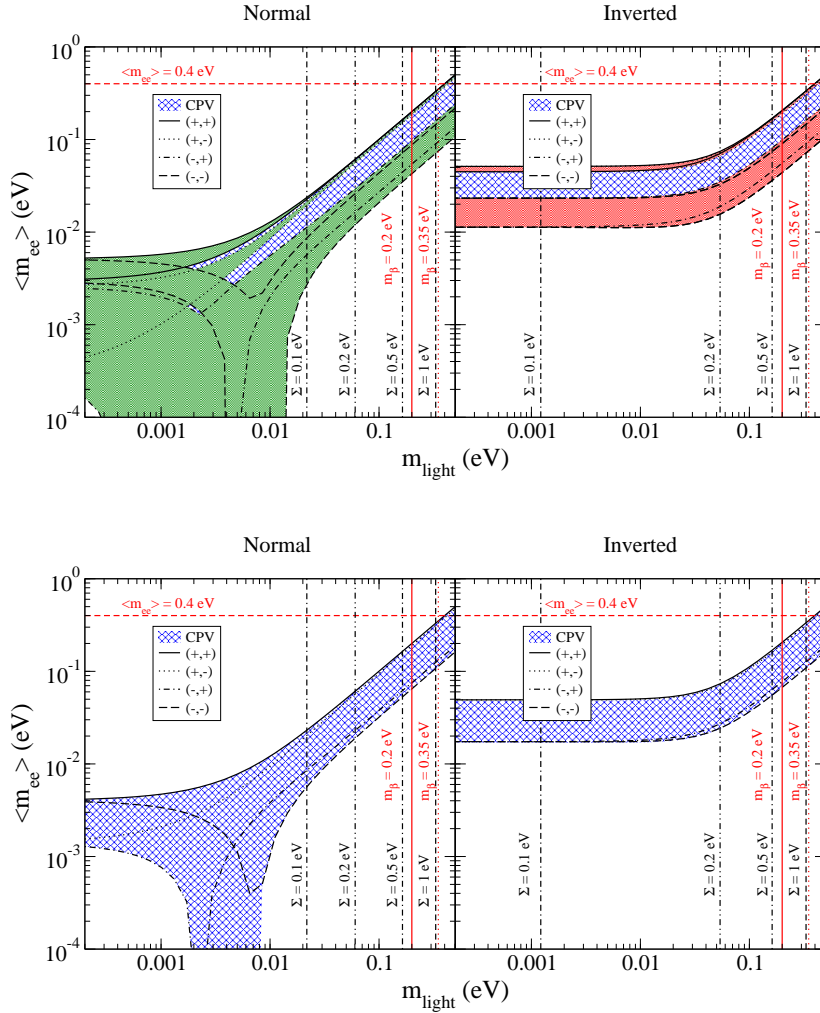


Figure 2. Effective mass against the smallest neutrino mass for the 3σ ranges (top) and best-fit values (bottom) of the oscillation parameters. The green and red shaded areas are the general 3σ ranges, while the blue shaded areas can only be realized if the CP phases take non-trivial values. (\pm, \pm) denote different CP conserving situations, corresponding to signs of m_2 and m_3 , relative to positive m_1 . Prospective future values of Σ and m_β are also given.

plot it against the smallest neutrino mass [56–66], while varying the Majorana phases and/or the oscillation parameters. This results in figure 2, for which the best-fit values and 3σ ranges of the oscillation parameters have been used. The blue shaded areas are interesting because they can only be covered if the CP phases are non-trivial (see section 3.4). It is also interesting to plot the effective mass against the other neutrino mass observables Σ and m_β , which is shown in figure 3. Such plots are helpful if more than one of the complementary neutrino mass experiments finds a signal. The simple analytical expressions for $\langle m_{ee} \rangle$ in certain extreme cases are given in figure 4.

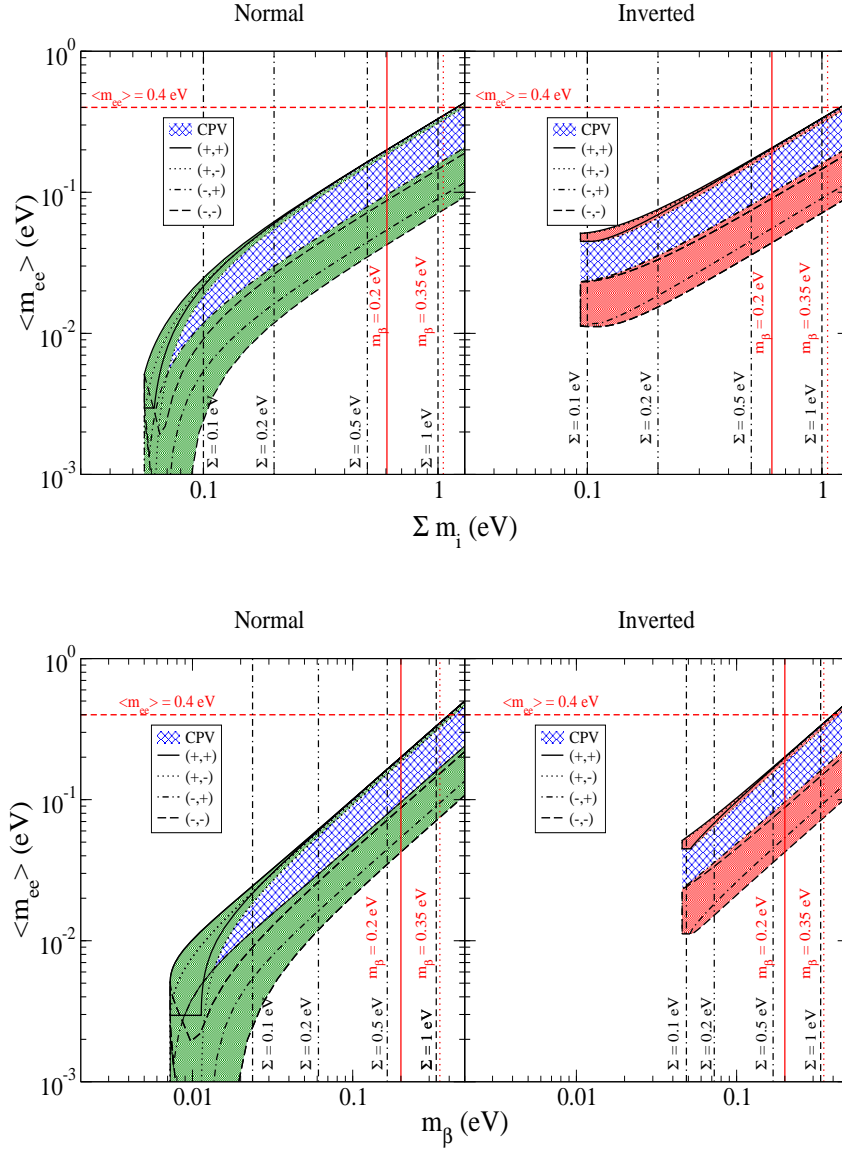


Figure 3. Effective mass against sum of masses Σ and kinematic neutrino mass m_β for the 3σ ranges of the oscillation parameters. The green and red shaded areas are the general 3σ ranges, while the blue shaded areas can only be realized if the CP phases take non-trivial values. Prospective future values of Σ and m_β are also given.

In order to translate the effective mass into life-time, one needs to give the phase space factor $G(Q, Z)$ and the (range of) nuclear matrix elements. It is an ongoing discussion on which NMEs one should use, and what their uncertainty is. The contributions to the focus issue by Faessler, Simkovic and Rodin, by Suhonen and Civitarese, by Menendez, by Engel and by Vogel will discuss this at length. We will stick here for definiteness to the compilation from [45], displayed in figure 5 (see also recent compilations in [5, 76, 77]). The current limits on $0\nu\beta\beta$ and the required phase

Table 3. Life-time limits on neutrinoless double beta decay at 90 % C.L. and limits on the effective mass extracted with the matrix element compilation from figure 5. Note that the range of nuclear matrix elements leads to a range for the upper limits on $\langle m_{ee} \rangle$. Phase space factors are taken from [67].

Isotope	$T_{1/2}^{0\nu}$ [yrs]	Experiment	G [10^{-14} yrs $^{-1}$]	$\langle m_{ee} \rangle_{\min}^{\text{lim}}$ [eV]	$\langle m_{ee} \rangle_{\max}^{\text{lim}}$ [eV]
^{48}Ca	5.8×10^{22}	CANDLES [68]	6.35	3.55	9.91
^{76}Ge	1.9×10^{25}	HDM [9]	0.623	0.21	0.53
	1.6×10^{25}	IGEX [69]		0.25	0.63
^{82}Se	3.2×10^{23}	NEMO-3 [70]	2.70	0.85	2.08
^{96}Zr	9.2×10^{21}	NEMO-3 [71]	5.63	3.97	14.39
^{100}Mo	1.0×10^{24}	NEMO-3 [70]	4.36	0.31	0.79
^{116}Cd	1.7×10^{23}	SOLOTVINO [72]	4.62	1.22	2.30
^{130}Te	2.8×10^{24}	CUORICINO [73]	4.09	0.27	0.57
^{136}Xe	1.6×10^{25}	EXO-200 [10]	4.31	0.15	0.36
	5.7×10^{24}	KamLAND-Zen [74]		0.25	0.60
^{150}Nd	1.8×10^{22}	NEMO-3 [75]	19.2	2.35	5.08

Table 4. Details of the most advanced experiments. Given are life-time sensitivity and the expected limit on $\langle m_{ee} \rangle$, using the NME compilation from figure 5. Note that the range of nuclear matrix elements leads to a range for the expected sensitivity on $\langle m_{ee} \rangle$.

Experiment	Isotope	Mass [kg]	Sensitivity $T_{1/2}^{0\nu}$ [yrs]	Status	Start of data-taking	Sensitivity $\langle m_{ee} \rangle$ [eV]
GERDA	^{76}Ge	18	3×10^{25}	running	~ 2011	0.17-0.42
		40	2×10^{26}	construction	~ 2012	0.06-0.16
		1000	6×10^{27}	R&D	~ 2015	0.012-0.030
CUORE	^{130}Te	200	$6.5 \times 10^{26*}$	construction	~ 2013	0.018-0.037
			$2.1 \times 10^{26**}$			0.03-0.066
MAJORANA	^{76}Ge	30-60	$(1-2) \times 10^{26}$	construction	~ 2013	0.06-0.16
		1000	6×10^{27}	R&D	~ 2015	0.012-0.030
EXO	^{136}Xe	200	6.4×10^{25}	running	~ 2011	0.073-0.18
		1000	8×10^{26}	R&D	~ 2015	0.02-0.05
SuperNEMO	^{82}Se	100-200	$(1-2) \times 10^{26}$	R&D	$\sim 2013-15$	0.04-0.096
KamLAND-Zen	^{136}Xe	400	4×10^{26}	running	~ 2011	0.03-0.07
		1000	10^{27}	R&D	$\sim 2013-15$	0.02-0.046
SNO+	^{150}Nd	56	4.5×10^{24}	construction	~ 2012	0.15-0.32
		500	3×10^{25}	R&D	~ 2015	0.06-0.12

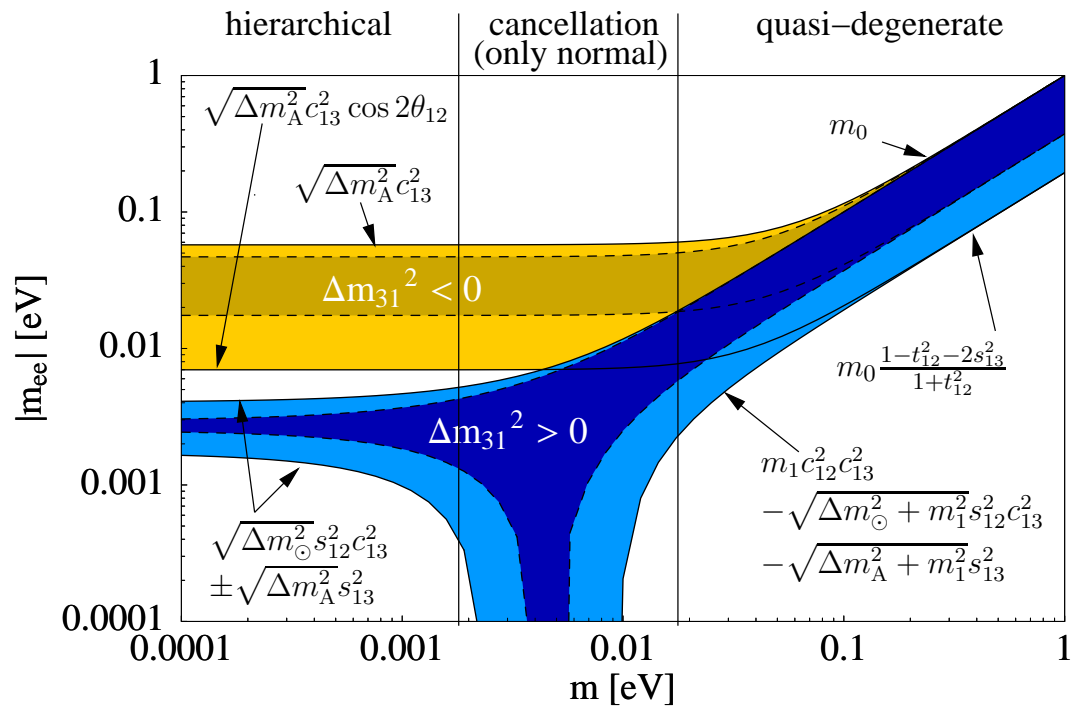


Figure 4. The main properties of the effective mass as function of the smallest neutrino mass. Here m_0 denotes the common mass for quasi-degenerate neutrinos and $t_{12} = \tan \theta_{12}$. We indicate the relevant formulae and the three important regimes: hierarchical, cancellation and quasi-degeneracy. See [63].

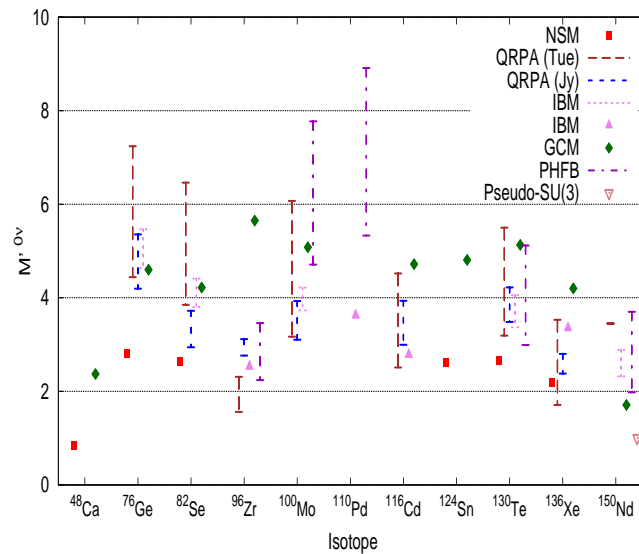


Figure 5. Nuclear matrix element compilation for $0\nu\beta\beta$, different isotopes and calculational approaches.

space factors are given in table 3, together with the resulting limits on the effective mass. Note that the range of nuclear matrix elements leads to a range for the upper limits on $\langle m_{ee} \rangle$. The current limit on the effective mass is therefore||

$$\langle m_{ee} \rangle \lesssim 0.4 \text{ eV}. \quad (23)$$

We stress here that the very recent result from EXO-200 [10] has finally improved the long-standing best limit from the Heidelberg-Moscow experiment [9]. Details of the most advanced experiments in what regards their expected limits on the effective mass can be found in table 4. It is worth to take a closer look at the interesting features of the effective mass shown in figure 4:

- in the normal hierarchy case, the effective mass is smallest, somewhere in the meV regime:

$$\langle m_{ee} \rangle^{\text{NH}} \sim \sqrt{\Delta m_{\odot}^2} \sin^2 \theta_{12} + \sqrt{\Delta m_{\text{A}}^2} \sin^2 \theta_{13} \simeq 0.004 \text{ eV}. \quad (24)$$

The meV scale of the effective mass should be the final goal of experiments. The half-lives corresponding to meV effective masses are 10^{28} to 10^{29} yrs;

- for certain values of the parameters the effective mass can even vanish. This unfortunate situation will be discussed in section 3.5;
- for the inverted hierarchy the effective mass cannot vanish. In the limit of negligible $m_3 |U_{e3}|^2$ one has

$$\langle m_{ee} \rangle_{\text{max}}^{\text{IH}} \equiv \sqrt{\Delta m_{\text{A}}^2} c_{13}^2 \leq \langle m_{ee} \rangle^{\text{IH}} \leq \sqrt{\Delta m_{\text{A}}^2} c_{13}^2 \cos 2\theta_{12} \equiv \langle m_{ee} \rangle_{\text{min}}^{\text{inv}}. \quad (25)$$

Due to the non-maximal value of θ_{12} the minimal value of the effective mass is non-zero [60]. Therefore, if limits below the minimal value

$$\langle m_{ee} \rangle_{\text{min}}^{\text{inv}} = \langle m_{ee} \rangle_{\text{min}}^{\text{IH}} = (1 - |U_{e3}|^2) \sqrt{\Delta m_{\text{A}}^2} (1 - 2 \sin^2 \theta_{12}), \quad (26)$$

are reached by an experiment, the inverted mass ordering is ruled out if neutrinos are Majorana particles. If we knew by independent evidence that the mass ordering is inverted (by a long-baseline oscillation experiment or a galactic supernova observation) then we would rule out the Majorana nature of neutrinos. Of course, one has to assume here that no other lepton number violating mechanism interferes. The two scales of $\langle m_{ee} \rangle$ corresponding to the minimal and maximal value in case of the inverted hierarchy, given in eq. (25), should be the intermediate or long-term goal of experiments. The typical effective mass values of order 0.02 eV are one order of magnitude larger than those for the normal hierarchy and roughly one order of magnitude smaller than for quasi-degenerate neutrinos. They correspond to half-lives of order 10^{26} to 10^{27} yrs;

- in the quasi-degenerate regime, both mass orderings are indistinguishable, the effective mass in this case reads

$$\langle m_{ee} \rangle^{\text{QD}} = m_0 |c_{12}^2 c_{13}^2 + s_{12}^2 c_{13}^2 e^{2i\alpha} + s_{13}^2 e^{2i\beta}|. \quad (27)$$

|| There is a much debated claim [78] of observation, which corresponds to a value of $\langle m_{ee} \rangle$ of about 0.2 to 0.6 eV.

Table 5. Approximate analytical expressions for the neutrino mass observables for the extreme cases of the mass ordering. For $0\nu\beta\beta$ the typical (isotope-dependent) half-lives are also given.

	Σ	m_β	$\langle m_{ee} \rangle$
NH	$\sqrt{\Delta m_A^2}$ $\simeq 0.05$ eV	$\sqrt{\sin^2 \theta_{12} \Delta m_\odot^2 + U_{e3} ^2 \Delta m_A^2}$ $\simeq 0.01$ eV	$ \sin^2 \theta_{12} \sqrt{\Delta m_\odot^2} + U_{e3} ^2 \sqrt{\Delta m_A^2} e^{2i(\alpha-\beta)} $ ~ 0.004 eV $\Rightarrow T_{1/2}^{0\nu} \gtrsim 10^{28-29}$ yrs
IH	$2\sqrt{\Delta m_A^2}$ $\simeq 0.1$ eV	$\sqrt{\Delta m_A^2}$ $\simeq 0.05$ eV	$\sqrt{\Delta m_A^2} \sqrt{1 - \sin^2 2\theta_{12} \sin^2 \alpha}$ ~ 0.02 eV $\Rightarrow T_{1/2}^{0\nu} \gtrsim 10^{26-27}$ yrs
QD	$3m_0$	m_0	$m_0 \sqrt{1 - \sin^2 2\theta_{12} \sin^2 \alpha}$ $\gtrsim 0.1$ eV $\Rightarrow T_{1/2}^{0\nu} \gtrsim 10^{25-26}$ yrs

This expression cannot vanish either. It corresponds, for $\langle m_{ee} \rangle^{\text{QD}} \simeq 0.1$ eV, to half-lives in the ballpark of 10^{25} to 10^{26} yrs, hence the QD mass scheme is currently tested;

- it is evident from the approximate expressions of the effective mass and figure 4 that the recently found sizable value of U_{e3} is currently of minor importance for $0\nu\beta\beta$. The difference between the maximal effective mass in the normal hierarchy and the minimal value in the inverted hierarchy shrinks a bit [63]. In addition, the area in which the effective mass vanishes becomes larger. These properties pose no problem for current and next-generation experiments.

The approximate expressions for the effective mass and the other neutrino mass observables are summarized in table 5. Table 6 attempts to illustrate the complementarity of neutrino mass observables. Prospective sensitivity values of $m_\beta = 0.2$ eV, $\langle m_{ee} \rangle = 0.02$ eV, and $\Sigma = 0.1$ eV are assumed and the interpretation of positive and/or negative results in all 3 approaches is given.

3.2. Neutrino mass

With a current limit $\langle m_{ee} \rangle_{\text{max}}^{\text{exp}}$ on the effective mass, which corresponds to the quasi-degenerate regime, one can obtain the following limit on the neutrino mass:

$$m_0 \leq \langle m_{ee} \rangle_{\text{max}}^{\text{exp}} \frac{1 + \tan^2 \theta_{12}}{1 - \tan^2 \theta_{12} - 2|U_{e3}|^2} \equiv \langle m_{ee} \rangle_{\text{max}}^{\text{exp}} f(\theta_{12}, \theta_{13}). \quad (28)$$

Note that m_0 is in the QD regime identical to m_β , i.e. to the quantity measured in Kurie-plot experiments. The function $f(\theta_{12}, \theta_{13})$ varies from 2.75 to 3.43 at 1σ and from 2.28 to 4.66 at 3σ . The limit on the effective mass is about 0.4 eV (see (23)), and hence $m_0 \leq 1.4$ eV and 1.9 eV, respectively. Therefore, the current limit on m_0 from $0\nu\beta\beta$ is very similar to the one from the Mainz experiment. In the QD regime one further has the relation $m_0 = \Sigma/3$.

Perhaps more interesting is the determination of the neutrino mass scale in future experiments if information from complementary neutrino mass observables is combined.

Table 6. “Neutrino mass matrix” for the present decade. It is assumed that KATRIN will reach its sensitivity limit of $m_\beta = 0.2$ eV, that $0\nu\beta\beta$ -experiments can obtain values down to $\langle m_{ee} \rangle = 0.02$ eV, and that cosmology can probe the sum of masses down to $\Sigma = 0.1$ eV. With “yes” a positive measurement is denoted, while “no” refers to no observation at the limit. M denotes Majorana neutrino, D Dirac neutrino, N-SI non-standard interpretation of $0\nu\beta\beta$, N-SC non-standard cosmology.

		KATRIN		$0\nu\beta\beta$		cosmology	
		yes	no	yes	no	yes	no
KATRIN	yes	—	—	QD + M	QD + D	QD	N-SC
	no	—	—	N-SI	low IH or NH or D	$m_\nu \lesssim 0.1$ eV or N-SC	NH
$0\nu\beta\beta$	yes	•	•	—	—	(IH or QD) + M	N-SC or N-SI
	no	•	•	—	—	low IH or (QD + D)	NH
cosmology	yes	•	•	•	•	—	—
	no	•	•	•	•	—	—

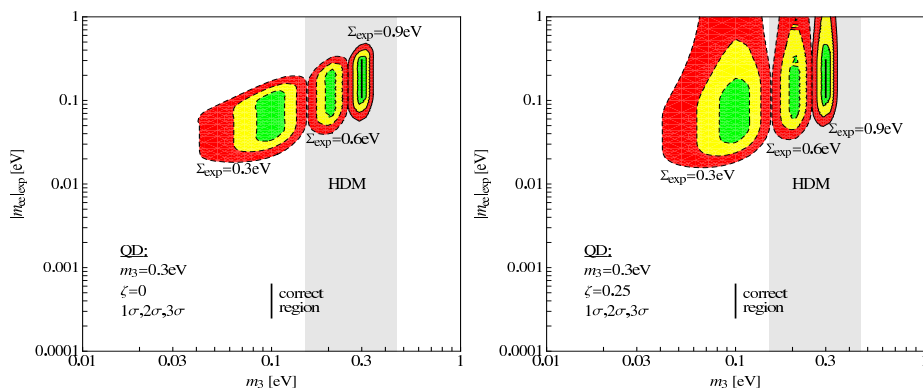


Figure 6. 1σ , 2σ and 3σ regions in the m_3 - $\langle m_{ee} \rangle_{\text{exp}}$ plane for a quasi-degenerate neutrino mass scenario. The left plot assumes no NME uncertainty, the right plot assumes 25% uncertainty. The correct (solid line) as well as two possible incorrect cosmological measurements (dashed lines) are used. See [79].

For instance, Ref. [79] (see also [80]) has performed a statistical analysis of prospective data, see figure 6. Using realistic errors for the experimental quantities, it was found that the neutrino mass can be determined (at 3σ) with 15 % to 25 % uncertainty, depending on the NME uncertainty. The precision is largely determined by cosmology, the uncertainty of the oscillation parameters is of little importance.

3.3. Neutrino mass ordering

From figure 2 the interesting possibility of ruling out the inverted mass ordering becomes obvious. The minimal value of the effective mass, repeated here for convenience, is non-

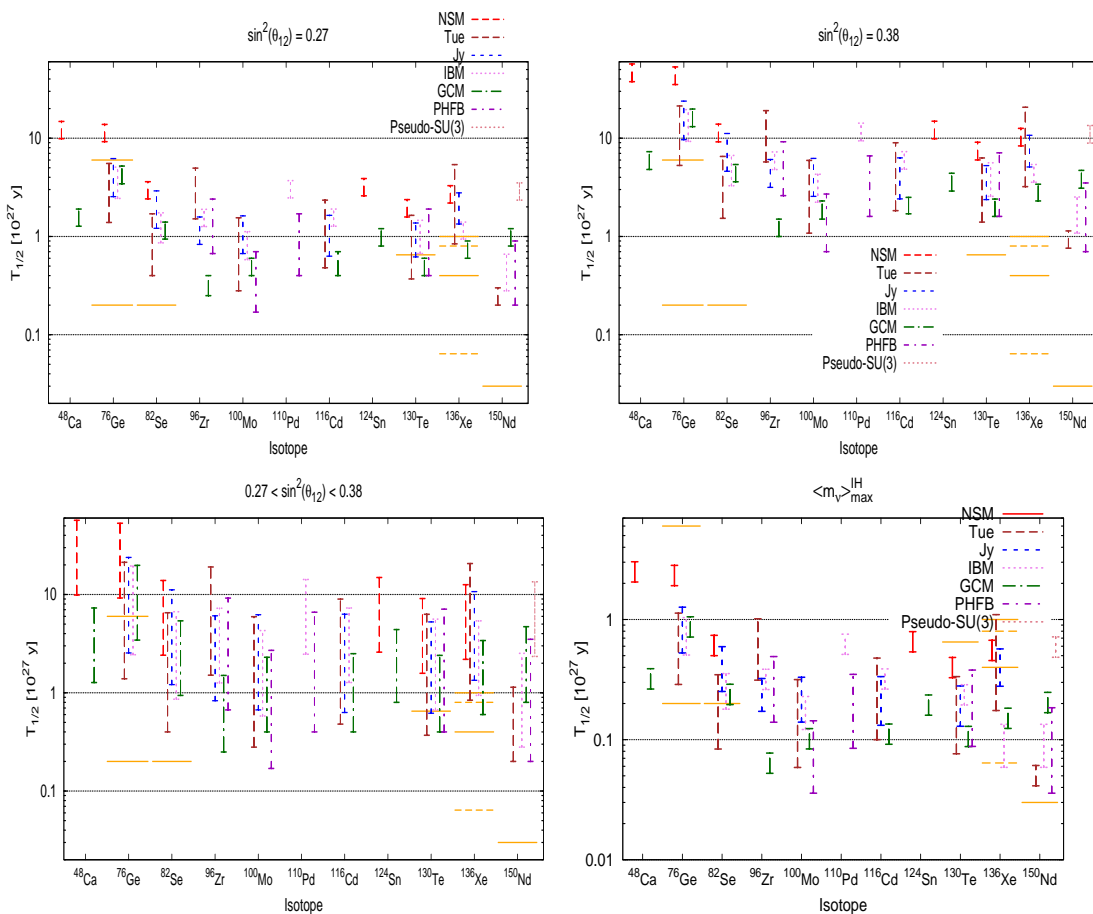


Figure 7. Required half-life sensitivities to exclude and touch the inverted hierarchy for different values of θ_{12} , using the compilation of NMEs from figure 5. The upper plots show the necessary half-lives for $\sin^2 \theta_{12} = 0.27$ (upper left) and $\sin^2 \theta_{12} = 0.38$ (upper right). The lower left plot includes the current 3σ uncertainty for θ_{12} . The lower right plot shows the necessary half-lives in order to touch the inverted ordering, which is independent on θ_{12} . The small horizontal lines show expected half-life sensitivities at 90% C.L. of running and planned $0\nu\beta\beta$ -experiments. When two sensitivity expectations are given for one experiment they correspond to near and far time goals. See [45].

zero and given by

$$\langle m_{ee} \rangle_{\min}^{\text{inv}} = (1 - |U_{e3}|^2) \sqrt{\Delta m_A^2} (1 - 2 \sin^2 \theta_{12}). \quad (29)$$

If a limit on the effective mass below this value is obtained, the inverted ordering is ruled out if neutrinos are Majorana particles. In case the mass ordering is known to be inverted then the Majorana nature of neutrinos would be ruled out.

One can translate the effective mass necessary to rule out (or touch) the inverted hierarchy into half-lives, see table 4 and figure 7. We note that currently running experiments will not fully probe the inverted hierarchy regime. The crucial dependence on θ_{12} has recently been discussed in [45]. The current 3σ range of θ_{12} corresponds to

an uncertainty of a factor $\simeq 1.77$ in the minimal value of the effective mass, which is of the same order as the current uncertainty in the NMEs. The factor 1.77 due to θ_{12} corresponds to a factor of $1.77^2 \simeq 3.13$ in half-life. In experiments with background, see (21), this means a rather non-trivial combined factor of $1.77^4 \simeq 10$ in the product of measuring time, energy resolution, background index and detector mass. Therefore, a precision determination of the solar neutrino mixing angle would be very desirable to evaluate the requirements and physics potential of upcoming $0\nu\beta\beta$ -experiments in order to test the inverted ordering [45].

3.4. Majorana phases

Determining a Majorana CP phase from neutrinoless double beta decay is probably the most difficult physics goal related to $0\nu\beta\beta$ [81–87]. Note that there are two Majorana phases and only one observable, $\langle m_{ee} \rangle$, and thus only one (or a combination) of the phases can be extracted in principle. In addition, complementary information on the neutrino mass scale has to be put in for such a measurement, and only for the inverted ordering or the quasi-degenerate scheme a phase determination is conceivable at all.

A somewhat pessimistic point of view was presented in [88], whereas [89] found the requirements not too unrealistic. Recalling figure 3, it is clear that in experiments one should find results lying in the areas indicated with “CPV”, which are however smeared by experimental and theoretical uncertainties. Neglecting θ_{13} , the effective mass for the IH or QD cases is proportional to

$$\langle m_{ee} \rangle \propto |\cos^2 \theta_{12} + e^{2i\alpha} \sin^2 \theta_{12}| = \sqrt{1 - \sin^2 2\theta_{12} \sin^2 \alpha}. \quad (30)$$

Therefore, the larger θ_{12} is, the more promising it is to extract α from measurements. Recall that ruling out the inverted mass ordering is easier if θ_{12} is small. A detailed statistical analysis has been performed in [80], see figure 8. One can see that, as expected, for larger values of θ_{12} the areas in parameter space become larger.

3.5. Vanishing effective mass

Unfortunately, the normal mass hierarchy can allow for complete cancellation of the effective mass. In terms of figure 1, this “cancellation regime” means that a triangle can be formed. Neglecting m_1 , one needs

$$\frac{m_2}{m_3} = \frac{\tan^2 \theta_{13}}{\sin^2 \theta_{12}} \simeq 3 \tan^2 \theta_{13} \simeq 0.08. \quad (31)$$

The Majorana phases need to be such that the two surviving terms have opposite sign. For the general case one finds [90]

$$\cos 2\alpha = \frac{m_3^2 s_{13}^4 - c_{13}^4 (m_1^2 c_{12}^2 + m_2^2 s_{12}^2)}{2 m_1 m_2 s_{12}^2 c_{12}^2 c_{13}^4}, \quad \cos 2\beta = -\frac{m_3^2 s_{13}^4 + c_{13}^4 (m_2^2 s_{12}^2 - m_1^2 c_{12}^2)}{2 m_2 m_3 s_{12}^2 s_{13}^2 c_{13}^2}. \quad (32)$$

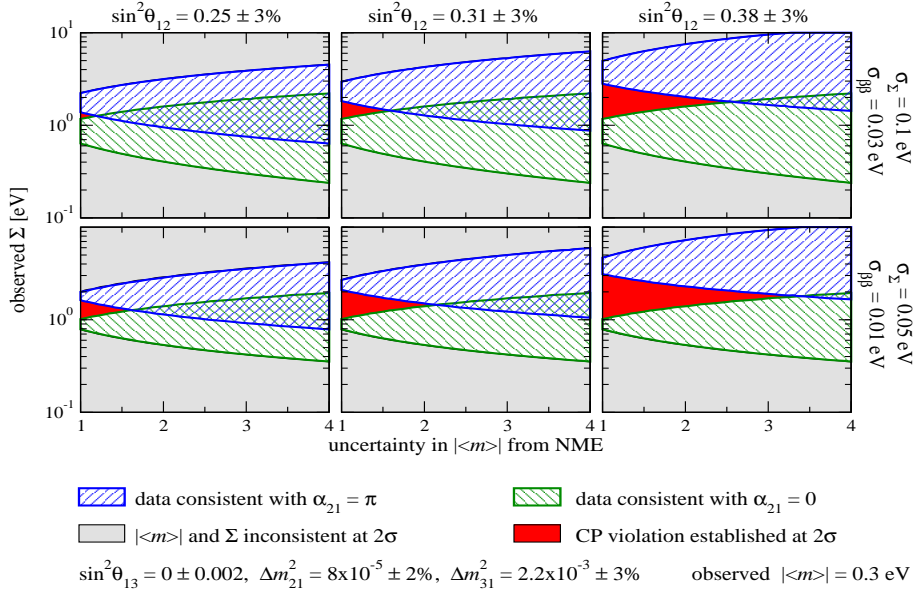


Figure 8. Constraints on the Majorana phase 2α (here called α_{21}) at 95% C.L. from an observed $\langle m_{ee} \rangle_{\text{exp}} = 0.3 \text{ eV}$ and prospective data on Σ , as a function of the NME uncertainty factor. Shown are the regions in which the data are consistent with a CP conserving value (hatched), observed Σ is inconsistent with $\langle m_{ee} \rangle_{\text{exp}}$ (light-shaded), and Majorana CP violation is established (red/dark-shaded). Taken from [80].

It may seem unnatural that the 7 parameters on which $\langle m_{ee} \rangle$ depends conspire in such a way that the effective mass vanishes¶. However, recall that the effective mass is the ee element of the Majorana neutrino mass matrix. This matrix is generated by the underlying theory of mass generation, and texture zeros occur frequently in such flavor models (cf. section 3.6), see [91] for a general analysis and [92] for symmetries leading to $\langle m_{ee} \rangle = 0$.

Experimentally, the effective mass can be considered zero if it is below 10^{-4} eV , no future experiment that currently is envisaged can reach such low values. If one of the complementary neutrino mass measurements finds a signal, then this means that neutrinos are QD or IH, and therefore the effective mass cannot vanish.

3.6. Distinguishing flavor models

There is an industry of model building in order to explain the peculiar mixing structure of leptons that is so different to quark mixing [93–95]. Many models lead to the same

¶ See [4] for a list of corrections which can lead to non-zero $\langle m_{ee} \rangle$. Note that the renormalization group running in the effective theory is multiplicative and cannot generate a non-zero value. Typically, if non-zero, the effective mass slightly increases from low to high scale.

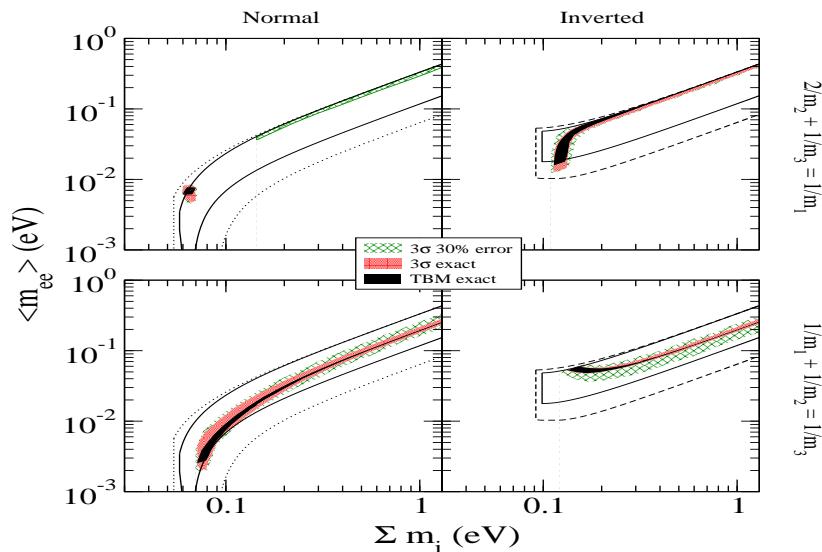


Figure 9. Allowed regions in $\langle m_{ee} \rangle - \Sigma$ parameter space for the sum-rules $\frac{2}{m_2} + \frac{1}{m_3} = \frac{1}{m_1}$ (top) and $\frac{1}{m_1} + \frac{1}{m_2} = \frac{1}{m_3}$ (bottom), for both the TBM (black) and 3σ values (light red) of the oscillation data, as well as for the sum-rules violated by 30% (green hatches). See [98].

neutrino mixing scheme, in particular tri-bimaximal mixing (TBM):

$$U = \begin{pmatrix} \sqrt{\frac{2}{3}} & \sqrt{\frac{1}{3}} & 0 \\ -\sqrt{\frac{1}{6}} & \sqrt{\frac{1}{3}} & \sqrt{\frac{1}{2}} \\ \sqrt{\frac{1}{6}} & -\sqrt{\frac{1}{3}} & \sqrt{\frac{1}{2}} \end{pmatrix} \Rightarrow m_\nu = \begin{pmatrix} A & B & B \\ \cdot & \frac{1}{2}(A+B+D) & \frac{1}{2}(A+B-D) \\ \cdot & \cdot & \frac{1}{2}(A+B+D) \end{pmatrix}.$$

The prediction $U_{e3} = 0$ can be corrected to non-zero values by a variety of mechanisms, and there are also many alternatives to TBM [96]. It turns out that neutrino mass observables can help in disentangling the vast amount of flavor symmetry models. One example is that the flavor symmetry leads to correlations of the mass matrix elements, which imply correlations of observables. For instance, the effective mass could be correlated with the atmospheric neutrino parameter $\sin^2 \theta_{23}$ [97]. Recall that in general θ_{23} has no influence on $\langle m_{ee} \rangle$.

Another point are neutrino mass “sum-rules”: the most general neutrino mass matrix giving rise to TBM is given above. As such, the (complex) eigenvalues $A - B$, $A + 2B$ and D are independent of the mixing angles: no matter what A, B, D are, the PMNS mixing is given as above. However, very often the structure of the mass matrix is simpler, and “sum-rules” between the neutrino masses arise. Examples are $2/m_2 + 1/m_3 = 1/m_1$ or $1/m_2 + 1/m_3 = 1/m_1$ (here the masses are understood to be complex, i.e. including their Majorana phases). As a consequence of the sum-rules, not all masses and phases are allowed, and detailed studies of the predictions can be found

in [98–100]. See figure 9 for an explicit example where relations between the neutrino masses forbid certain areas in parameter space.

3.7. Exotic modifications of the three neutrino picture

There are a number of very exotic modifications to the standard picture discussed so far, which we will shortly discuss in this section.

The most obvious modification is that neutrinos are **Dirac particles**, in which case there is no neutrinoless double beta decay and reading this review was all in vain. Though in fact Dirac neutrinos are the most straightforward SM extension that can explain massive neutrinos, the associated Yukawa couplings to generate masses less than eV are at least 6 orders of magnitude smaller than the electron Yukawa coupling. For muon and tau neutrinos the coupling is even smaller than the one of the associated charged lepton. Since the masses in quark doublets are very close to each other, one considers the extreme hierarchy in the lepton masses as unnatural and fine-tuned. This is one of the reasons why the Weinberg operator (2) and its explicit realizations in terms of seesaw mechanisms, which suppress neutrino mass naturally, are considered as realistic origin of neutrino mass.

Dirac neutrinos can be written as two maximally mixed Majorana neutrinos with common mass m_i and opposite CP parity. The effective mass is then

$$\sum_i \sqrt{\frac{1}{2}} |U_{ei}|^2 (m_i + m_i e^{i\pi}) = 0. \quad (33)$$

A small splitting of the degeneracy of a state can be described with the mass matrix

$$m_i \begin{pmatrix} \epsilon & 1 \\ 1 & 0 \end{pmatrix} \rightarrow \tilde{U} = \sqrt{\frac{1}{2}} \begin{pmatrix} 1 + \frac{\epsilon}{4} & -1 + \frac{\epsilon}{4} \\ 1 - \frac{\epsilon}{4} & 1 + \frac{\epsilon}{4} \end{pmatrix} \text{ and } m_i^\pm = m_i \left(\pm 1 + \frac{\epsilon}{2} \right), \quad (34)$$

with the indicated new eigenstates and mixing (sub-)matrix. These **Pseudo-Dirac neutrinos** lead to a very small contribution to the effective mass of about $\epsilon m_i = \frac{1}{2} \delta m^2 / m_i$, with $\delta m^2 = (m_i^+)^2 - (m_i^-)^2$. See [101] for current constraints on δm^2 from oscillation experiments. If all three states are Pseudo-Dirac the effective mass is basically zero [102].

If one or two are Pseudo-Dirac interesting predictions for the effective mass arise. This can happen in “bimodal” or “**schizophrenic**” scenarios [103], in which at leading order one or two mass states are Dirac particles while the other one is Majorana. For instance, if ν_2 is a Dirac particle then the effective mass in the inverted hierarchy is $\langle m_{ee} \rangle \simeq \sqrt{\Delta m_A^2} c_{12}^2 c_{13}^2$, roughly a factor of two larger than the minimal value in the standard case [103], see (25). A generalization to all possibilities can be found in [104].

Another exotic property is **CPT violation**. Interesting consequences for $0\nu\beta\beta$ have been considered in [105], where a simple one family example was discussed. Strictly speaking, the neutrinos cannot fulfill the Majorana condition, but neutrinoless double beta decay still can take place.

The situation is slightly different for **tachyonic neutrinos**, whose equation of motion does not allow to define a charge conjugation, and $0\nu\beta\beta$ has been argued to be absent [106, 107].

4. Light sterile neutrinos

The majority of neutrino experiments is consistent with the 3-neutrino picture. The noteworthy exception is a number of measurements and observations in particle physics, astrophysics and cosmology that can be explained with the presence of light (eV or sub-eV) sterile neutrinos. See [16] for a review on the current situation. Typical values are $\Delta m_{\text{st}}^2 \simeq 1 \text{ eV}^2$, and mixing of order $U_{e4} \simeq 0.15$ [108]. Scenarios with two or more sterile neutrinos are mildly disfavored by cosmology, since they contribute with two eV-scale masses to the sum of masses and with additional degrees of freedom [109]. On the other hand, scenarios with two sterile neutrinos provide better fits to the anomalous experimental results. Moreover, while oscillation analysis require typically mass-squared differences close to eV, cosmology would work better with less than eV masses. A number of dedicated oscillation experiments will put the sterile neutrino hypothesis to the test [16], and definite answers might be present within this decade.

What is the effect for neutrinoless double beta decay? This has been discussed several times in the past [110–112]⁺. For one sterile neutrino, the effective mass is now a sum of four terms, the additional term quantifies the sterile contribution:

$$\langle m_{ee} \rangle = \underbrace{|U_{e1}|^2 m_1 + |U_{e2}|^2 m_2 e^{2i\alpha} + |U_{e3}|^2 m_3 e^{2i\beta}}_{\langle m_{ee} \rangle^{\text{act}}} + \underbrace{|U_{e4}|^2 m_4 e^{2i\Phi_1}}_{\langle m_{ee} \rangle^{\text{st}}}. \quad (35)$$

Here $|\langle m_{ee} \rangle^{\text{act}}|$ is the 3-neutrino contribution discussed so far, and $\langle m_{ee} \rangle^{\text{st}}$ the sterile one.

Note that in case sterile neutrinos are present, the symmetrical parametrization (9) has several advantages [39]. For instance, if there is one sterile neutrino there are six independent rotations and six CP phases (3 Dirac and 3 Majorana). If each rotation contains a phase, the very often awkward attribution of CP phases to the PMNS matrix is not necessary, and taken care of automatically.

Suppose the easiest (and least problematic in what regards cosmology) case that there is only one sterile neutrino, and that it is heavier than the 3 active ones. The complete list of possibilities including the case of two sterile neutrinos can be found in Refs. [113–115]. These other cases are usually corresponding to quasi-degenerate mass schemes. Recall from above that $|\langle m_{ee} \rangle_{\text{NH}}^{\text{act}}|$ can vanish and that $|\langle m_{ee} \rangle_{\text{IH}}^{\text{act}}|$ cannot vanish, having a typical value of 0.02 eV. With the typical sterile neutrino parameters given above one has

$$|\langle m_{ee} \rangle^{\text{st}}| \simeq \sqrt{\Delta m_{\text{st}}^2} |U_{e4}|^2 \simeq 0.02 \text{ eV} \begin{cases} \gg |\langle m_{ee} \rangle_{\text{NH}}^{\text{act}}|, \\ \simeq |\langle m_{ee} \rangle_{\text{IH}}^{\text{act}}|. \end{cases} \quad (36)$$

⁺ Obviously, such sterile neutrinos can also be tested also in the other neutrino mass approaches, i.e. KATRIN and cosmology.

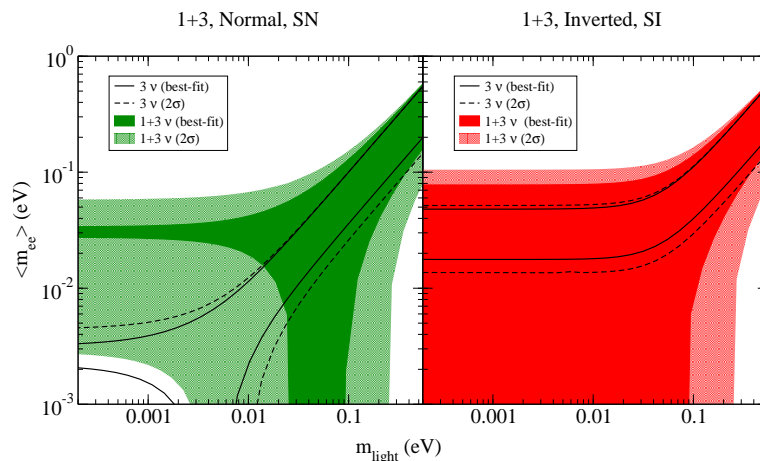


Figure 10. Effective mass against the smallest mass in case one sterile neutrino, heavier than the 3 active ones, is present. The black solid and dashed lines correspond to the standard 3 neutrino best-fit and 2σ cases. See [113].

Therefore, if the active neutrinos are normally ordered, the effective mass *cannot* vanish anymore, whereas it *can* vanish when they are inversely ordered [113]. Hence, the usual standard phenomenology has been completely turned around! Given that the addition of light sterile neutrinos is presumably the simplest modification of the standard picture, this example shows that when discussing the physics potential of $0\nu\beta\beta$ one should carefully list one's assumptions. Figure 10 is a more detailed analysis of the situation [113], in which the smallest mass is plotted against the effective mass, where the sterile neutrino parameters are from the global fit results of [108].

5. Summary

In this contribution we have focussed on the presumably best motivated neutrino physics aspect of neutrinoless double beta decay, but there are many other scenarios which can lead to $0\nu\beta\beta$, including left-right symmetry, supersymmetry, extra dimensions, etc. A similar discussion to the one presented here can be performed for all of them, involving tests in collider physics, lepton flavor violation and so on. If a signal in neutrinoless double beta decay is established in one or more experiment, an exciting physics program will start, aiming to pin down the underlying mechanism.

It is indeed an exciting time for neutrinoless double beta decay and neutrino physics. A number of experiments is testing new life-time regimes of neutrinoless double beta decay, impressively encompassing enormous experimental difficulties. Theoretical and experimental progress of the nuclear physics part is also rapidly increasing. Combined with the progress in neutrino oscillation physics, and its further improvement in the years to come, we are about to enter new and unexplored regimes. The future will show which part of the large physics potential can be realized, or if even new possibilities

open up.

Acknowledgements

I thank J. Barry for help in producing figures. This work was supported by the ERC under the Starting Grant MANITOP.

References

- [1] Furry W 1939 *Phys.Rev.* **56** 1184
- [2] Avignone I Frank T, Elliott S R and Engel J 2008 *Rev.Mod.Phys.* **80** 481 0708.1033
- [3] Giuliani A 2010 *Acta Phys.Polon.* **B41** 1447
- [4] Rodejohann W 2011 *Int.J.Mod.Phys.* **E20** 1833 1106.1334
- [5] Gomez-Cadenas J, Martin-Albo J, Mezzetto M et al. 2012 *Riv.Nuovo Cim.* **35** 29 1109.5515
- [6] Elliott S R 2012 *Mod.Phys.Lett.* **A27** 1230009 1203.1070
- [7] Bilenky S and Giunti C 2012 1203.5250
- [8] Vergados J, Ejiri H and Simkovic F 2012 1205.0649
- [9] Klapdor-Kleingrothaus H, Dietz A, Baudis L et al. 2001 *Eur.Phys.J.* **A12** 147 hep-ph/0103062
- [10] Auger M et al. (EXO Collaboration) 2012 1205.5608
- [11] Majorana E 1937 *Nuovo Cim.* **14** 171
- [12] Schechter J and Valle J 1982 *Phys.Rev.* **D25** 2951
- [13] Duerr M, Lindner M and Merle A 2011 *JHEP* **1106** 091 1105.0901
- [14] Otten E and Weinheimer C 2008 *Rept.Prog.Phys.* **71** 086201 0909.2104
- [15] Abazajian K, Calabrese E, Cooray A et al. 2011 *Astropart.Phys.* **35** 177 1103.5083
- [16] Abazajian K, Acero M, Agarwalla S et al. 2012 1204.5379
- [17] Zuber K 2005 Consensus report of a workshop on matrix elements for neutrinoless double beta decay [nucl-ex/0511009](#)
- [18] Mohapatra R and Smirnov A 2006 *Ann.Rev.Nucl.Part.Sci.* **56** 569 hep-ph/0603118
- [19] Weinberg S 1979 *Phys.Rev.Lett.* **43** 1566
- [20] Minkowski P 1977 *Phys. Lett.* **B67** 421
- [21] Yanagida T 1979 in O Sawada and A Sugamoto, editors, *Proc. Workshop on the baryon number of the Universe and unified theories* page 95
- [22] Mohapatra R N and Senjanović G 1980 *Phys. Rev. Lett.* **44** 912
- [23] Gell-Mann M, Ramond P and Slansky R 1979 in P van Nieuwenhuizen and D Freedman, editors, *Supergravity* page 315
- [24] Magg M and Wetterich C 1980 *Phys.Lett.* **B94** 61
- [25] Lazarides G, Shafi Q and Wetterich C 1981 *Nucl.Phys.* **B181** 287
- [26] Mohapatra R N and Senjanovic G 1981 *Phys.Rev.* **D23** 165
- [27] Foot R, Lew H, He X et al. 1989 *Z.Phys.* **C44** 441
- [28] Zee A 1980 *Phys.Lett.* **B93** 389
- [29] Zee A 1986 *Nucl.Phys.* **B264** 99
- [30] Babu K 1988 *Phys.Lett.* **B203** 132
- [31] Fukugita M and Yanagida T 1986 *Phys.Lett.* **B174** 45
- [32] Davidson S, Nardi E and Nir Y 2008 *Phys.Rept.* **466** 105 0802.2962
- [33] Pascoli S, Petcov S and Rodejohann W 2003 *Phys.Rev.* **D68** 093007 hep-ph/0302054
- [34] Davidson S, Garayoa J, Palorini F et al. 2007 *Phys.Rev.Lett.* **99** 161801 0705.1503
- [35] Nakamura K et al. (Particle Data Group) 2010 *J.Phys.G* **G37** 075021
- [36] Bilenky S M, Hosek J and Petcov S 1980 *Phys.Lett.* **B94** 495
- [37] Schechter J and Valle J 1980 *Phys.Rev.* **D22** 2227
- [38] Doi M, Kotani T, Nishiura H et al. 1981 *Phys.Lett.* **B102** 323

- [39] Rodejohann W and Valle J 2011 *Phys.Rev.* **D84** 073011 1108.3484
- [40] Tortola M, Valle J and Vanegas D 2012 1205.4018
- [41] Abe K et al. (T2K Collaboration) 2011 *Phys.Rev.Lett.* **107** 041801 1106.2822
- [42] Abe Y et al. (DOUBLE-CHOOZ Collaboration) 2012 *Phys.Rev.Lett.* **108** 131801 1112.6353
- [43] An F et al. (DAYA-BAY Collaboration) 2012 *Phys.Rev.Lett.* **108** 171803 1203.1669
- [44] Ahn J et al. (RENO collaboration) 2012 *Phys.Rev.Lett.* **108** 191802 1204.0626
- [45] Dueck A, Rodejohann W and Zuber K 2011 *Phys.Rev.* **D83** 113010 1103.4152
- [46] Kraus C, Bornschein B, Bornschein L et al. 2005 *Eur.Phys.J.* **C40** 447 hep-ex/0412056
- [47] Lobashev V 2003 *Nucl.Phys.* **A719** 153
- [48] Aseev V et al. (Troitsk Collaboration) 2011 *Phys.Rev.* **D84** 112003 1108.5034
- [49] Osipowicz A et al. (KATRIN Collaboration) 2001 hep-ex/0109033
- [50] Host O, Lahav O, Abdalla F B et al. 2007 *Phys.Rev.* **D76** 113005 0709.1317
- [51] Sejersen Riis A, Hannestad S and Weinheimer C 2011 *Phys.Rev.* **C84** 045503 1105.6005
- [52] Monfardini A, Arnaboldi C, Brofferio C et al. 2006 *Nucl.Instrum.Meth.* **A559** 346 hep-ex/0509038
- [53] Monreal B and Formaggio J A 2009 *Phys.Rev.* **D80** 051301 0904.2860
- [54] Hannestad S 2010 *Prog.Part.Nucl.Phys.* **65** 185 1007.0658
- [55] Appel R, Atoyan G, Bassalleck B et al. 2000 *Phys.Rev.Lett.* **85** 2877 hep-ex/0006003
- [56] Vissani F 1999 *JHEP* **9906** 022 hep-ph/9906525
- [57] Bilenky S M, Giunti C, Grimus W et al. 1999 *Phys.Lett.* **B465** 193 hep-ph/9907234
- [58] Bilenky S M, Pascoli S and Petcov S 2001 *Phys.Rev.* **D64** 053010 hep-ph/0102265
- [59] Czakon M, Gluza J, Studnik J et al. 2002 *Phys.Rev.* **D65** 053008 hep-ph/0110166
- [60] Pascoli S and Petcov S 2002 *Phys.Lett.* **B544** 239 hep-ph/0205022
- [61] Feruglio F, Strumia A and Vissani F 2002 *Nucl.Phys.* **B637** 345 hep-ph/0201291
- [62] Pascoli S and Petcov S 2004 *Phys.Lett.* **B580** 280 hep-ph/0310003
- [63] Lindner M, Merle A and Rodejohann W 2006 *Phys.Rev.* **D73** 053005 hep-ph/0512143
- [64] Fogli G, Lisi E, Marrone A et al. 2007 *Phys.Rev.* **D75** 053001 hep-ph/0608060
- [65] Pascoli S and Petcov S 2008 *Phys.Rev.* **D77** 113003 0711.4993
- [66] Fogli G, Lisi E, Marrone A et al. 2008 *Phys.Rev.* **D78** 033010 0805.2517
- [67] Suhonen J and Civitarese O 1998 *Phys.Rept.* **300** 123
- [68] Umehara S, Kishimoto T, Ogawa I et al. 2008 *Phys.Rev.* **C78** 058501 0810.4746
- [69] Aalseth C et al. (IGEX Collaboration) 2002 *Phys.Rev.* **D65** 092007 hep-ex/0202026
- [70] Arnold R et al. (NEMO Collaboration) 2005 *Phys.Rev.Lett.* **95** 182302 hep-ex/0507083
- [71] Argyriades J et al. (NEMO-3 Collaboration) 2010 *Nucl.Phys.* **A847** 168 0906.2694
- [72] Danevich F A, Georgadze A S, Kobaychev V V et al. 2003 *Phys.Rev.* **C68** 035501
- [73] Arnaboldi C, Artusa D, Avignone F et al. 2005 *Phys.Rev.Lett.* **95** 142501 hep-ex/0501034
- [74] Gando A et al. (KamLAND-Zen Collaboration) 2012 *Phys.Rev.* **C85** 045504 1201.4664
- [75] Argyriades J et al. (NEMO Collaboration) 2009 *Phys.Rev.* **C80** 032501 0810.0248
- [76] Bilenky S M, Faessler A, Potzel W et al. 2011 *Eur.Phys.J.* **C71** 1754 1104.1952
- [77] Faessler A 2012 1203.3648
- [78] Klapdor-Kleingrothaus H, Dietz A, Harney H et al. 2001 *Mod.Phys.Lett.* **A16** 2409 hep-ph/0201231
- [79] Maneschg W, Merle A and Rodejohann W 2009 *Europhys.Lett.* **85** 51002 0812.0479
- [80] Pascoli S, Petcov S and Schwetz T 2006 *Nucl.Phys.* **B734** 24 hep-ph/0505226
- [81] Fukuyama T, Matsuda K and Nishiura H 1998 *Phys.Rev.* **D57** 5844 hep-ph/9711415
- [82] Matsuda K, Takeda N, Fukuyama T et al. 2000 *Phys.Rev.* **D62** 093001 hep-ph/0003055
- [83] Rodejohann W 2001 *Nucl.Phys.* **B597** 110 hep-ph/0008044
- [84] Matsuda K, Takeda N, Fukuyama T et al. 2001 *Phys.Rev.* **D64** 013001 hep-ph/0012357
- [85] Pascoli S, Petcov S and Wolfenstein L 2002 *Phys.Lett.* **B524** 319 hep-ph/0110287
- [86] Rodejohann W 2002 hep-ph/0203214
- [87] Nunokawa H, Teves W and Zukanovich Funchal R 2002 *Phys.Rev.* **D66** 093010 hep-ph/0206137

- [88] Barger V, Glashow S, Langacker P et al. 2002 *Phys.Lett.* **B540** 247 hep-ph/0205290
- [89] Pascoli S, Petcov S and Rodejohann W 2002 *Phys.Lett.* **B549** 177 hep-ph/0209059
- [90] Dev S and Kumar S 2007 *Mod.Phys.Lett.* **A22** 1401 hep-ph/0607048
- [91] Grimus W, Joshipura A S, Lavoura L et al. 2004 *Eur.Phys.J.* **C36** 227 hep-ph/0405016
- [92] Jenkins J 2009 *Phys.Rev.* **D79** 113003 0808.1702
- [93] Altarelli G and Feruglio F 2010 *Rev.Mod.Phys.* **82** 2701 1002.0211
- [94] Ishimori H, Kobayashi T, Ohki H et al. 2010 *Prog.Theor.Phys.Suppl.* **183** 1 1003.3552
- [95] Hirsch M, Meloni D, Morisi S et al. 2012 1201.5525
- [96] Albright C H, Dueck A and Rodejohann W 2010 *Eur.Phys.J.* **C70** 1099 1004.2798
- [97] Hirsch M, Joshipura A S, Kaneko S et al. 2007 *Phys.Rev.Lett.* **99** 151802 hep-ph/0703046
- [98] Barry J and Rodejohann W 2011 *Nucl.Phys.* **B842** 33 1007.5217
- [99] Dorame L, Meloni D, Morisi S et al. 2012 *Nucl.Phys.* **B861** 259 1111.5614
- [100] Dorame L, Morisi S, Peinado E et al. 2012 1203.0155
- [101] de Gouvea A, Huang W C and Jenkins J 2009 *Phys.Rev.* **D80** 073007 0906.1611
- [102] Maalampi J and Riittinen J 2010 *Phys.Rev.* **D81** 037301 0912.4628
- [103] Allahverdi R, Dutta B and Mohapatra R N 2011 *Phys.Lett.* **B695** 181 1008.1232
- [104] Barry J, Mohapatra R N and Rodejohann W 2011 *Phys.Rev.* **D83** 113012 1012.1761
- [105] Barenboim G, Beacom J F, Borissoff L et al. 2002 *Phys.Lett.* **B537** 227 hep-ph/0203261
- [106] Chodos A, Hauser A I and Kostelecky V A 1985 *Phys.Lett.* **B150** 431
- [107] Jentschura U and Wundt B 2012 *Eur.Phys.J.* **C72** 1894 1201.0359
- [108] Kopp J, Maltoni M and Schwetz T 2011 *Phys.Rev.Lett.* **107** 091801 1103.4570
- [109] Hamann J, Hannestad S, Raffelt G G et al. 2011 *JCAP* **1109** 034 1108.4136
- [110] Bilenky S M, Pascoli S and Petcov S 2001 *Phys.Rev.* **D64** 113003 hep-ph/0104218
- [111] Pakvasa S and Roy P 2002 *Phys.Lett.* **B535** 181 hep-ph/0203188
- [112] Giunti C and Laveder M 2011 *Phys.Lett.* **B706** 200 1111.1069
- [113] Barry J, Rodejohann W and Zhang H 2011 *JHEP* **1107** 091 1105.3911
- [114] Goswami S and Rodejohann W 2006 *Phys.Rev.* **D73** 113003 hep-ph/0512234
- [115] Goswami S and Rodejohann W 2007 *JHEP* **0710** 073 0706.1462