

Random fields at a nonequilibrium phase transition

Hatem Barghathi and Thomas Vojta

Department of Physics, Missouri University of Science & Technology, Rolla, MO 65409

(Dated: February 7, 2019)

We investigate nonequilibrium phase transitions in the presence of disorder that locally breaks the symmetry between two equivalent macroscopic states. In low-dimensional equilibrium systems, such “random-field” disorder is known to have dramatic effects: It prevents spontaneous symmetry breaking and completely destroys the phase transition. In contrast, we demonstrate that the phase transition of the one-dimensional generalized contact process persists in the presence of random field disorder. The dynamics in the symmetry-broken phase becomes ultraslow and is described by a Sinai walk of the domain walls between two different absorbing states. We discuss the generality and limitations of our theory, and we illustrate our results by means of large-scale Monte-Carlo simulations.

Impurities, defects, and other types of quenched disorder can have drastic effects on the long-time and large-distance behavior of many-particle systems. For example, disorder can modify the universality class of a critical point [1, 2], change a phase transition from first order to continuous [3–5], or smear a sharp transition over an interval of the tuning parameter [6]. Particularly strong effects arise from disorder that *locally* breaks the symmetry between two equivalent macroscopic states while preserving the symmetry globally (in the statistical sense). As this type of disorder corresponds to a random external magnetic field in a magnetic system, it is usually called random-field disorder. Recently, a beautiful experimental realization of a random-field magnet was discovered in $\text{LiHo}_x\text{Y}_{1-x}\text{F}_4$ [7–9].

Imry and Ma [10] discussed the effects of random-field disorder on equilibrium phase transitions based on an appealing heuristic argument. Consider a domain of linear size L in which the order parameter is uniform. On the one hand, the free energy gain due to aligning this domain with the (average) local random field is of the order of $L^{d/2}$ where d is the space dimensionality. On the other hand, the surface energy due to the domain wall is of the order of L^{d-1} [11]. For dimensions $d < 2$, the system thus gains free energy by forming finite-size domains that align with the local random field. In contrast, for $d > 2$, the uniform state is preferred. Building on this work, Aizenman and Wehr [4] proved rigorously and rather generally that random-field disorder prevents spontaneous symmetry breaking in all dimensions $d \leq 2$ for Ising symmetry and $d \leq 4$ for continuous symmetry. Thus, random fields destroy an equilibrium phase transition in sufficiently low dimensions.

In nature, thermal equilibrium is rather the exception than the rule. Although equilibrium is an excellent approximation for some systems, many others are far from equilibrium and show qualitatively different behaviors. In recent years, phase transitions between different nonequilibrium states have attracted considerable attention. Examples can be found in population dynamics, chemical reactions, growing surfaces, granular flow

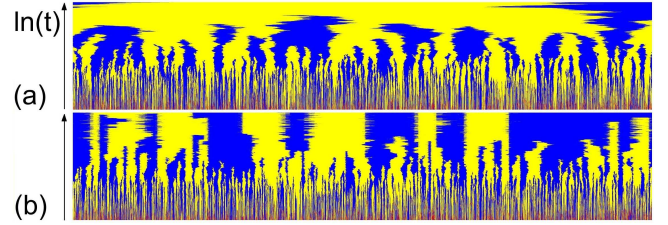


FIG. 1. (Color online) Time evolution of the generalized contact process in the inactive phase: (a) without ($\mu = 5/6$) and (b) with random-field disorder ($\mu_h = 1, \mu_l = 2/3$). Active sites are marked in red while I_1 and I_2 are shown in yellow and blue. The difference between the diffusive domain wall motion (a) and the much slower Sinai walk (b) is clearly visible (part of a system of 10^5 sites for times up to 10^8).

as well as traffic jams (for recent reviews see, e.g., Refs. [12–16]). It is therefore important to study the effects of random-field disorder on such nonequilibrium phase transitions. Are these transitions destroyed by random fields just like equilibrium transitions?

In this Letter, we address this question for a prominent class of nonequilibrium phase transitions, *viz.*, absorbing state transitions separating active, fluctuating states from inactive, absorbing states where fluctuations cease entirely. We show that random-field disorder which locally favors one of two equivalent absorbing states over the other does *not* prevent global spontaneous symmetry breaking in any dimension. The random fields thus do *not* destroy the nonequilibrium transition, in contrast to the equilibrium case. In the symmetry-broken phase, the relevant degrees of freedom are domain walls between different absorbing states. Their long-time dynamics is given by a Sinai walk [17–19] leading to an ultraslow approach to the (absorbing) steady state during which the density of domain walls decays as $\ln^{-2}(t)$ with time t (see Fig. 1 for an illustration of the time evolution). We also study the behavior right at the non-equilibrium critical point where we find even slower dynamics.

In the remainder of this Letter, we sketch the derivation of the results and illustrate them by Monte-Carlo

simulations. For definiteness, we first consider the generalized contact process with two absorbing states [20] in one dimension. We later show that the results apply to an entire class of absorbing state transitions.

Our starting point is the contact process [21], a prototypical model featuring an absorbing state transition. Each site \mathbf{r} of a d -dimensional hypercubic lattice is either in the active (infected) state, denoted by A , or in the inactive (healthy) state I . The time evolution of the contact process is a continuous-time Markov process during which each infected site heals at a rate μ while a healthy site becomes infected at a rate $\lambda m/(2d)$ where m is the number of its infected nearest neighbors. The long-time behavior is determined by the ratio of the rates λ and μ . If $\mu \gg \lambda$, healing dominates over infection. Thus, all sites will eventually become healthy, at which time no further infections can occur. Consequently, the absorbing state without any infected sites is the only steady state. For $\lambda \gg \mu$, the infection never dies out, leading to an active steady state with a nonzero density of infected sites. The absorbing and active steady states are separated by a nonequilibrium phase transition in the directed percolation (DP) [22] universality class.

Following Hinrichsen [20], we now generalize the contact process by allowing each site to be in one of $n+1$ states, the active state A or one of n inactive states I_k ($k = 1 \dots n$). k is also called the “color” index. The time evolution of the generalized contact process is defined via the transition rates for pairs of nearest-neighbor sites,

$$w(AA \rightarrow AI_k) = w(AA \rightarrow I_k A) = \bar{\mu}_k/n, \quad (1)$$

$$w(AI_k \rightarrow I_k I_k) = w(I_k A \rightarrow I_k I_k) = \mu_k, \quad (2)$$

$$w(AI_k \rightarrow AA) = w(I_k A \rightarrow AA) = \lambda, \quad (3)$$

$$w(I_k I_l \rightarrow I_k A) = w(I_k I_l \rightarrow A I_l) = \sigma, \quad (4)$$

with $k, l = 1 \dots n$ and $k \neq l$. All other transition rates vanish. To keep the parameter space manageable, we set $\bar{\mu}_k = \mu_k$ and $\lambda = \sigma = 1$ which also fixes the unit of time [23]. The process (4) permits competition between different inactive states because it prevents domains of different color (different k) from sticking together indefinitely. Instead, the two domains can separate and the domain walls can move through space. In the main part of the Letter, we focus on the case of one dimension, $d = 1$, and two inactive states, $n = 2$.

If both inactive states have the same healing rate, $\mu_1 = \mu_2 = \mu$, the nonequilibrium phase transition between the active and inactive steady states (which occurs at a critical healing rate $\mu_c^0 \approx 0.628$ [20, 24]) involves a spontaneous breaking of the symmetry between the inactive states I_1 and I_2 . Its critical behavior is therefore not in the DP universality class but in the so-called DP2 class which, in $d = 1$, coincides with the parity conserving (PC) universality class [25]. If $\mu_1 \neq \mu_2$, one of the two inactive states dominates the long-time dynamics, and the critical behavior reverts back to DP.

We now introduce quenched (time-independent) disorder by making the healing rates $\mu_k(\mathbf{r})$ at site \mathbf{r} independent random variables governed by a probability distribution $W(\mu_1, \mu_2)$. As we are interested in random-field disorder which locally breaks the symmetry between the two inactive states, we choose $\mu_1(\mathbf{r}) \neq \mu_2(\mathbf{r})$. However, globally, the symmetry is preserved in the statistical sense which implies $W(\mu_1, \mu_2) = W(\mu_2, \mu_1)$. As an example, we consider the correlated binary distribution

$$W(\mu_1, \mu_2) = \frac{1}{2}\delta(\mu_1 - \mu_h)\delta(\mu_2 - \mu_l) + \frac{1}{2}\delta(\mu_1 - \mu_l)\delta(\mu_2 - \mu_h) \quad (5)$$

with possible values μ_h and μ_l for the local healing rates.

To address our main question, *viz.* whether or not the random-field disorder prevents the spontaneous breaking of the global symmetry between the two inactive states and thus destroys the nonequilibrium transition, we analyze the large- μ regime in which all healing rates are larger than the clean critical value μ_c^0 . In this regime, almost all sites quickly decay into one of the two inactive states I_1 or I_2 . The relevant long-time degrees of freedom are thus the domain walls between I_1 and I_2 domains. These domain walls move via a combination of process (4) which creates an active site at the domain boundary and process (2) which allows this active site to decay into either I_1 or I_2 . Because of the disorder, the resulting domain wall hopping rates depend on the site \mathbf{r} . Importantly, the rates for a domain wall hopping right and left are different because the underlying healing rates $\mu_1(\mathbf{r})$ and $\mu_2(\mathbf{r})$ are not identical.

The long-time dynamics in the large- μ regime is thus governed by a random walk of the domain walls. Due to the local left-right asymmetry, this random walk is not a conventional (diffusive) walk but a Sinai walk [26]. The typical displacement x of a Sinai walker grows as $x \sim \ln^2(t/t_0)$ with time t [17–19] (t_0 is a microscopic time scale), much more slowly than the well-known relation $x \sim t^{1/2}$ for a conventional random walk (see Fig. 1). When two neighboring domain walls meet, they annihilate, replacing three domains by a single one. Domain walls surviving at time t must thus have a typical distance proportional to $\ln^2(t/t_0)$. Their density decays as $\ln^{-2}(t/t_0)$, and the domain size increases without limit with time t . In the long-time limit the system reaches a single-domain state which implies spontaneous symmetry breaking. The nonequilibrium transition consequently persists in the presence of random-field disorder.

It is important to contrast the domain wall dynamics in our system with that of a corresponding equilibrium problem such as the random-field Ising chain (whose low-temperature state consists of domains of up and down spins). The crucial difference is that the inactive states I_1 and I_2 in our system are absorbing; this implies that active sites and new domain walls never arise in the interior of a domain. In contrast, inside a domain of the random-field Ising chain, a spin flip (which creates two

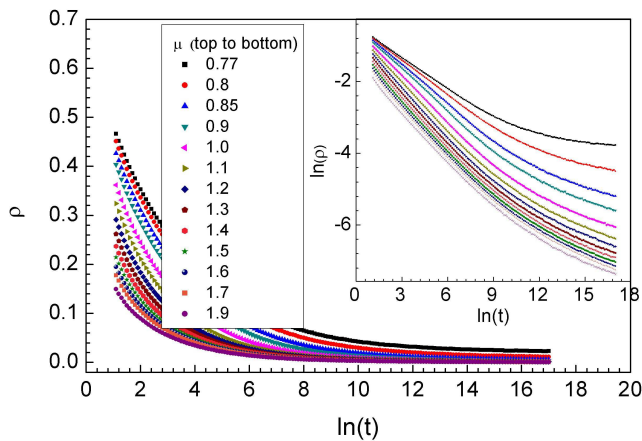


FIG. 2. (Color online) Density ρ vs. time t for several values of the healing rate μ ranging from the active phase to the inactive phase. The data are averages over 60 to 200 disorder configurations. Inset: The log-log plot shows that the density decay is slower than a power law for all μ .

new domain walls) can occur anywhere due to a thermal fluctuation. This mechanism eventually limits the growth of the typical domain size in the random-field Ising chain to its equilibrium value dictated by the Imry-Ma argument [10], and thus prevents spontaneous symmetry breaking.

To confirm the validity of these heuristic arguments and to illustrate the results, we perform Monte-Carlo simulations of the one-dimensional generalized contact process with random-field disorder. We use system sizes up to $L = 10^5$ and times up to $t = 2 \times 10^8$ [27]. The random-field disorder is implemented via the correlated binary distribution (5) with $1.5\mu_l = \mu_h \equiv \mu$. All results are averaged over a large number (up to 2000) of disorder configurations. Our simulations start from a fully active lattice (all sites in state A), and we monitor the time evolution of the density ρ of active sites as well as the densities ρ_1 and ρ_2 of sites in the inactive states I_1 and I_2 , respectively. Figure 2 presents an overview of the time evolution of the density ρ of active sites for several values of the healing rate μ .

We now focus on the curves with $\mu \gtrsim 1.0$ for which both $\mu_h = \mu$ and $\mu_l = 2\mu/3$ are larger than the clean critical value μ_c^0 . The inset of Fig. 2 shows that the density continues to decay to the longest times studied for all these curves. However, the decay is clearly slower than a power law. To compare with our theoretical arguments, we note that active sites only exist near domain walls in the large- μ regime. We thus expect the density of active sites to be proportional to the domain wall density, yielding $\rho \sim \ln^{-2}(t/t_0)$. To test this prediction we plot $\rho^{-1/2}$ vs. $\ln(t)$ in Fig. 3; in such a graph the expected behavior corresponds to a straight line. The figure demonstrates that all curves with $\mu > 1$ indeed follow the prediction over several orders of magnitude in time.

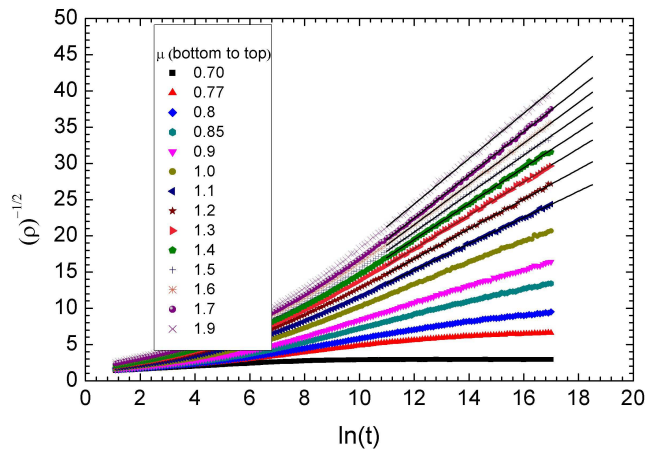


FIG. 3. (Color online) $\rho^{-1/2}$ vs. $\ln(t)$ for several values of the healing rate μ . The solid straight lines are fits to the predicted behavior $\rho \sim \ln^{-2}(t/t_0)$.

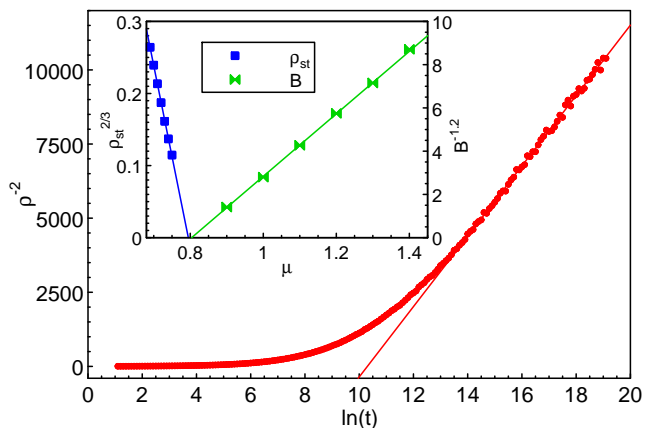


FIG. 4. (Color online) Density vs. time at the critical healing rate $\mu_c = 0.8$, plotted as $\rho^{-1/x}$ vs. $\ln(t)$ with $x = 0.5$. The solid line is a fit to $\rho(t) \sim \ln^{-x}(t/t_0)$. Inset: Identifying μ_c from the stationary density $\rho_{st} = \lim_{t \rightarrow \infty} \rho(t)$ in the active phase and the prefactor of the $\rho = B \ln^{-2}(t/t_0)$ decay in the inactive phase.

In addition to the inactive phase, we also study the critical point separating the active and inactive phases. To identify the critical healing rate μ_c , we extrapolate to zero both the stationary density $\rho_{st} = \lim_{t \rightarrow \infty} \rho(t)$ in the active phase and the inverse prefactor of the $\ln^{-2}(t/t_0)$ decay in the inactive phase. This yields $\mu_c \approx 0.80$ (see inset of Fig. 4). At this healing rate, the time dependence of the density ρ is clearly slower than the $\ln^{-2}(t/t_0)$ law governing the inactive phase. This extremely slow decay over our limited time range of up to $t = 2 \times 10^8$ together with the uncertainty in μ_c prevents us from determining the functional form of the $\rho(t)$ curve at criticality unambiguously. If we assume a time dependence of the type $\rho(t) \sim \ln^{-x}(t/t_0)$ we find a value of $x \approx 0.5$. Moreover, from the dependence of the stationary density on

the healing rate, $\rho_{st} \sim (\mu_c - \mu)^\beta$, we obtain $\beta \approx 1.5$. These values of x and β should be considered rough estimates. A complete and accurate determination of the critical behavior of the generalized contact process with random-field disorder requires a significantly larger numerical effort and remains a task for the future.

In summary, we have studied the effects of random-field disorder on the nonequilibrium transition of the generalized contact process in one dimension. We have shown that the phase transition survives in the presence of the random fields, in contrast to one-dimensional equilibrium phase transitions that are destroyed by random-field disorder. In the concluding paragraphs, we discuss the generality and limitations of our results.

The crucial difference between the random-field effects in equilibrium systems such as the random-field Ising chain and in the generalized contact process is the absorbing character of the inactive states I_1 and I_2 in the latter. The interior of an I_1 or I_2 domain is completely “dead” as no active sites and no new domain walls can ever arise there. In contrast, in an equilibrium system, pairs of new domain walls can be created in the interior of a uniform domain via a thermal fluctuation. This limits the growth of the typical domain size to the Imry-Ma equilibrium size and thus destroys the equilibrium phase transition (in sufficiently low space dimensions).

We therefore expect our results to hold for all nonequilibrium phase transition at which the random-field disorder locally breaks the symmetry between two *absorbing* states. Other nonequilibrium transitions may behave differently. For example, our theory does *not* apply if the random fields break the symmetry between two active states. Whether or not the phase transition survives in the presence of random-field disorder in these cases may well depend on the particular transition at hand.

In the symmetry-broken inactive phase, the dynamics of the generalized contact process with random-field disorder is ultraslow. It is governed by the motion of the domain walls between the two inactive states which undergo a Sinai random walk. This leads to a logarithmic time decay of the densities of both domain walls and active sites. Many additional results about the dynamics in the inactive phase can be obtained from the mapping onto the Sinai walk. We note that the Sinai coarsening dynamics has been studied in detail in the equilibrium random-field Ising chain (see, e.g., Refs. [28]) where it applies to a transient time regime before the domains reach the Imry-Ma equilibrium size.

Although our explicit results are for the case of one space dimension, we expect our main conclusion on the persistence of the phase transition in the presence of random-field disorder to hold in higher dimensions as well. In the interior of a uniform domain of an absorbing state, new active site (and new domain walls) cannot arise in any dimension. Moreover, the Imry-Ma mechanism by which the random fields destroy an equilibrium

phase transition becomes less effective in higher dimensions. To test this prediction, one could analyze the two-dimensional generalized contact process with two absorbing states whose clean version has a phase transition very similar to the one-dimensional case [29].

This work has been supported by the NSF under Grant No. DMR-0906566.

-
- [1] A. B. Harris and T. C. Lubensky, Phys. Rev. Lett. **33**, 1540 (1974).
 - [2] G. Grinstein and A. Luther, Phys. Rev. B **13**, 1329 (1976).
 - [3] Y. Imry and M. Wortis, Phys. Rev. B **19**, 3580 (1979).
 - [4] M. Aizenman and J. Wehr, Phys. Rev. Lett. **62**, 2503 (1989).
 - [5] K. Hui and A. N. Berker, Phys. Rev. Lett. **62**, 2507 (1989).
 - [6] T. Vojta, Phys. Rev. Lett. **90**, 107202 (2003); J. Phys. A **36**, 10921 (2003); Phys. Rev. E **70**, 026108 (2004).
 - [7] S. M. A. Tabei, M. J. P. Gingras, Y.-J. Kao, P. Stasiak, and J.-Y. Fortin, Phys. Rev. Lett. **97**, 237203 (2006).
 - [8] D. M. Silevitch, D. Bitko, J. Brooke, S. Ghosh, G. Aeppli, and T. F. Rosenbaum, Nature **448**, 567 (2007).
 - [9] M. Schechter, Phys. Rev. B **77**, 020401 (2008).
 - [10] Y. Imry and S.-k. Ma, Phys. Rev. Lett. **35**, 1399 (1975).
 - [11] This result applies to the case of discrete symmetry. For continuous symmetry the surface energy behaves as L^{d-2} resulting in a marginal dimension of 4.
 - [12] B. Schmittmann and R. K. P. Zia, in *Phase Transitions and Critical Phenomena*, Vol. 17, edited by C. Domb and J. L. Lebowitz (Academic, New York, 1995) p. 1.
 - [13] J. Marro and R. Dickman, *Nonequilibrium Phase Transitions in Lattice Models* (Cambridge University Press, Cambridge, 1999).
 - [14] H. Hinrichsen, Adv. Phys. **49**, 815 (2000).
 - [15] G. Odor, Rev. Mod. Phys. **76**, 663 (2004).
 - [16] U. C. Täuber, M. Howard, and B. P. Vollmayr-Lee, J. Phys. A **38**, R79 (2005).
 - [17] F. Solomon, Ann. Prob. **3**, 1 (1975).
 - [18] H. Kesten, M. Kozlov, and F. Spitzer, Compositio Math. **30**, 145 (1975).
 - [19] Y. G. Sinai, Theor. Probab. Appl. **27**, 247 (1982).
 - [20] H. Hinrichsen, Phys. Rev. E **55**, 219 (1997).
 - [21] T. E. Harris, Ann. Prob. **2**, 969 (1974).
 - [22] P. Grassberger and A. de la Torre, Ann. Phys. (NY) **122**, 373 (1979).
 - [23] In Ref. [24], it was found that the qualitative behavior of the clean generalized contact process for $\bar{\mu}_k \neq \mu_k$ is identical to that of the $\bar{\mu}_k = \mu_k$ case. Moreover, the precise value of σ is not important as long as it is nonzero.
 - [24] M. Y. Lee and T. Vojta, Phys. Rev. E **81**, 061128 (2010).
 - [25] P. Grassberger, F. Krause, and T. von der Twer, J. Phys. A **17**, L105 (1984).
 - [26] Because our model preserves the global symmetry between I_1 and I_2 , the resulting Sinai walk is unbiased.
 - [27] See Ref. [24] for details of the numerical implementation.
 - [28] D. S. Fisher, P. Le Doussal, and C. Monthus, Phys. Rev. Lett. **80**, 3539 (1998); Phys. Rev. E **64**, 066107 (2001).
 - [29] M. Y. Lee and T. Vojta, Phys. Rev. E **83**, 011114 (2011).