

Nonextensive local composition models in theories of solutions

Ernesto P. Borges*

Instituto de Física, Universidade Federal da Bahia, BA 40210-340, Brazil
National Institute of Science and Technology for Complex Systems, Brazil

Thermodynamic models present binary interaction parameters, based on the Boltzmann weight. Discrepancies from experimental data lead to empirically consider temperature dependence of the parameters, but these modifications keep unchanged the exponential nature of the equations. We replace the Boltzmann weight by the nonextensive Tsallis weight, and generalize three models for nonelectrolyte solutions that use the local composition hypothesis, namely Wilson's, NRTL, and UNIQUAC models. The proposed generalizations present a nonexponential dependence on the temperature, and relies on a theoretical basis of nonextensive statistical mechanics. The q -models present one extra binary parameter q_{ij} , that recover the original cases in the limit $q_{ij} \rightarrow 1$. Comparison with experimental data is illustrated with two examples of the activity coefficient of ethanol, infinitely diluted in toluene, and in decane.

PACS numbers: 78.30cd, 82.60.Lf

I. INTRODUCTION

The basic hypothesis of local composition models, empirically introduced by Wilson [1], and later used in other theories that followed, e.g. NRTL [2], UNIQUAC [3], assumes that the composition in the vicinity of a central molecule differs from the bulk composition, and this local inhomogeneity strongly affects thermodynamic properties of the solution. The description of binary and multi-component mixtures depends on interaction parameters, that are estimated from experimental data, and they usually have the general form

$$A_{ij} = \exp\left(-\frac{\Delta a_{ij}}{RT}\right), \quad (1)$$

with $\Delta a_{ij} = a_{ij} - a_{jj}$, and a_{ij} is a molar potential energy of interaction between species i and j , with $a_{ji} = a_{ij}$. For a comprehensive approach to theory of solutions, and fluid-phase equilibria in general, see [4]. Δa_{ij} is originally assumed to be constant. Extensions of the models relax this hypothesis, and consider $\Delta a_{ij} = \Delta a_{ij}(T)$, according to various functions, for instance, a linear relation [2],

$$\Delta a_{ij} = \Delta a_{ij,0} + \Delta a_{ij,1}(T - T_0), \quad (2)$$

the inverse of the absolute temperature [5],

$$\Delta a_{ij} = \Delta a_{ij,0} + \frac{\Delta a_{ij,1}}{T}, \quad (3)$$

a combination of both linear and inverse relation [6],

$$\Delta a_{ij} = \Delta a_{ij,0} + \Delta a_{ij,1}T + \frac{\Delta a_{ij,2}}{T}, \quad (4)$$

or, else [7],

$$\Delta a_{ij} = \Delta a_{ij,0} + \frac{\Delta a_{ij,1}}{T - T_0}, \quad (5)$$

or even with a logarithmic term [8]:

$$\begin{aligned} \Delta a_{ij} = & \Delta a_{ij,0} + \Delta a_{ij,1}(T - T_0) \\ & + \Delta a_{ij,2} \left(T \ln \frac{T_0}{T} + T - T_0 \right). \end{aligned} \quad (6)$$

Different thermodynamic properties (heat of mixing, heat capacity, limiting activity coefficient, vapor-liquid equilibrium, liquid-liquid equilibrium, etc.), and/or different chemical systems (presence of alcohols, hydrogen bonding, etc.), may require different expressions for $\Delta a_{ij}(T)$. The use of these equations also varies according to the considered model. Despite of the variety of functional forms, the exponential nature of the parameter, that stems from the Boltzmann's weight, is kept unchanged by all models. Our proposal is to consider the nonextensive Tsallis weight, as a replacement for the Boltzmann weight. The departure from the exponential behavior is, thus, intrinsically originated from the distribution, and not due to empirical modifications on the temperature dependence of the parameters.

The paper is divided as follows: in Section II we briefly present basic concepts of nonextensive statistical mechanics, that will be used later. Section III introduces the q -local composition model, with the nonextensive weight. Section IV applies the nonextensive local composition to Wilson's, NRTL and UNIQUAC models. Section V illustrates the effect of the nonextensive parameter q_{ij} on the temperature, with instances of activity coefficient at infinite dilution. Finally, Section VI is dedicated to our conclusions and final remarks.

II. BRIEF REMARKS ON NONEXTENSIVE STATISTICAL MECHANICS

Despite the outstanding success of the Boltzmann-Gibbs statistical mechanics (BG), there are systems that are not properly described by the equations that emerge from this formalism. Along the last two decades there has

*Electronic address: ernesto@ufba.br

been continuously and increasingly developed the nonextensive statistical mechanics. Its starting point is the generalization of the concept of entropy (the Tsallis entropy) [9],

$$S_q = k \frac{1 - \sum_i^W p_i^q}{q-1}, \quad (7)$$

with p_i the probability of the microscopic state i , W is the number of microscopic states, k is a positive constant, and q is the entropic index. If $q \rightarrow 1$, Eq. (7) recovers the BG entropy, $S_{BG} \equiv S_1 = -k \sum_i^W p_i \ln p_i$, and thus S_q is a generalization of S_{BG} . Legendre transforms are preserved in nonextensive statistical mechanics [10]. The q -entropy in the microcanonical ensemble (maximization of S_q with equiprobabilities) [9] is $S_q = k \ln_q W$, where the q -logarithm is defined as [11]

$$\ln_q x \equiv \frac{x^{1-q} - 1}{1-q}. \quad (8)$$

The celebrated equation, engraved in Boltzmann's tombstone, $S = k \ln W$, is recovered at $q \rightarrow 1$. Maximization of S_q , Eq. (7), with the constraint of constant generalized mean energy, leads to the canonical ensemble distribution for the energy (see [10, 12] for details),

$$p(x) \propto \exp_q(-\beta_q E_i), \quad (9)$$

where β_q is the Lagrange parameter, that is related to the inverse temperature ($\beta_1 = 1/(kT)$ in the BG formalism), E_i is the energy of the i -th state, and the q -exponential is precisely the inverse function of the q -logarithm, Eq. (8),

$$\exp_q x = [1 + (1-q)x]_+^{\frac{1}{1-q}}. \quad (10)$$

The symbol $[A]_+$ stands for $[A]_+ = A$ if $A > 0$, and $[A]_+ \equiv 0$ if $A \leq 0$. Equation (9) is the Tsallis weight, that is a generalization of the Boltzmann weight. The main difference between Tsallis and Boltzmann weights is that the former presents power law tails (long-lasting for $q > 1$, and abruptly vanishing for $q < 1$), while the later has exponential tails. Equations (8) and (10) present many similar properties of the usual logarithm and exponential, e.g. $\ln_q 1 = 0$ and $\exp_q 0 = 1$, $\forall q$, and the derivative of the q -exponential is given by

$$\frac{d(\exp_q x)}{dx} = (\exp_q x)^q. \quad (11)$$

In general, $(\exp_q x)^a \neq \exp_q(ax)$, except for $q = 1$. The q -exponential and the q -logarithm functions lead to a nondistributive q -deformed algebra [13],[14]. Generalized algebraic operations (q -addition $x \oplus_q y$, q -difference $x \ominus_q y$, q -product $x \otimes_q y$, q -ratio $x \oslash_q y$) are defined as

$$x \oplus_q y \equiv x + y + (1-q)xy, \quad (12)$$

$$x \ominus_q y \equiv \frac{x-y}{1+(1-q)y}, \quad (y \neq \frac{1}{q-1}), \quad (13)$$

$$x \otimes_q y \equiv [x^{1-q} + y^{1-q} - 1]_+^{\frac{1}{1-q}} \quad (x, y > 0), \quad (14)$$

$$x \oslash_q y \equiv [x^{1-q} - y^{1-q} + 1]_+^{\frac{1}{1-q}} \quad (x, y > 0). \quad (15)$$

With these q -operations, the q -exponential follows the properties:

$$\begin{aligned} \exp_q x \exp_q y &= \exp_q(x \oplus_q y), \\ \exp_q x / \exp_q y &= \exp_q(x \ominus_q y), \\ \exp_q x \otimes_q \exp_q y &= \exp_q(x + y), \\ \exp_q x \oslash_q \exp_q y &= \exp_q(x - y). \end{aligned} \quad (16)$$

The q -algebra has been applied in different contexts within nonextensive statistical mechanics. The q -product has been used in the generalizations of the central limit theorem and the Fourier transform [15],[16],[17], and there are evidences that it is connected to q -Gaussian distributions $p(x) = A(q)\sqrt{\beta} \exp_q(-\beta x^2)$ [18]. Some properties of q -functions and q -algebra may be found at [19],[20],[21],[22], and references therein.

Nonextensive statistical mechanics is expected to be valid in a variety of situations: systems with long range interactions, long term memory, fractal structure, break of ergodicity, quasi-stationary states, or other features that characterize complex behavior. Let us briefly elaborate on the range of interactions, and on the nature of the quasi-stationary states, following the lines of [23]. We can generally consider that interactions decay with distance r as $1/r^\alpha$. If $\alpha < 3$, the interaction is long-ranged; $\alpha = 1$, for Coulomb and gravitation interactions, are typical examples. Such systems may exhibit negative specific heat, e.g. [24]. If $\alpha > 3$, the interaction is short-ranged, e.g. van der Waals $\alpha = 6$ interactions. Dipole interactions are at the threshold ($\alpha = 3$). See [23] for weak and strong violation of BG, and more details.

Thermodynamic equilibrium is concerned about two limits: the time limit (time $t \rightarrow \infty$, related to *equilibrium*) and the macroscopic limit (number of particles $N \rightarrow \infty$, related to *thermodynamics*). For simple systems, the order in which these limits are taken is irrelevant, but for complex systems, these limits may not commute. For certain classes of complex systems, if the time limit is taken first, and then the macroscopic limit ($\lim_{N \rightarrow \infty} \lim_{t \rightarrow \infty} f(t, N)$ of a dynamical function $f(t, N)$), the system is characterized by Boltzmann equilibrium distributions, thus $q = 1$. But if the limits are taken in the reverse order ($\lim_{t \rightarrow \infty} \lim_{N \rightarrow \infty} f(t, N)$), the system may achieve a quasi-stationary metaequilibrium state, according to its initial conditions, that is possibly described by nonextensive distributions. This hypothesis was conjectured in 1999 by Tsallis [23], and it was computationally verified for conservative long-range interacting systems, e.g. [25],[26],[27].

We address some examples that follow nonextensive behavior. The rate of re-association of CO with Myoglobin dissolved in glycerol-water solutions, after being photo-dissociated, was found to be described by functions that are connected to nonextensive statistical mechanics [28]. This was supposed to be related to the

path CO molecules have to perform in a fractal-like structure though the interior of folded proteins. q -Gaussian distributions were applied to polymeric networks, when finite chain effects are relevant [29]. Nonextensive distributions of velocity of monomers during the relaxation process were found by molecular dynamics simulations of polymer chains and Lennard-Jones molecules [30]. q -Exponential functions were used to describe diatomic potential energy curves, particularly for H_2^+ and Li_2 , and vibrational spectra and spectroscopic constants were found to be in good agreement with experimental data [31]. Arrhenius law has recently been generalized by the use of the q -exponential, and agreement with experiment was found in plant respiration rates, bacterial gliding, and tunneling in the $\text{F} + \text{H}_2$ reaction [32]. Theoretical and experimental aspects, and the historical development of nonextensive statistical thermodynamics, and many examples, may be found in [22]. See also [33] for a theoretical treatment of generalized thermostatistics.

III. NONEXTENSIVE LOCAL COMPOSITION

The basic assumption of the local composition theory, as introduced by Wilson [1], is that, due to differences in molecular sizes and in intermolecular interactions, the ratio of the number of molecules of species i and j , in the vicinity of a central molecule j , differs from that of the whole solution, according to $x_{ij}/x_{jj} = (x_i/x_j)(\exp(-\frac{a_{ij}}{RT})/\exp(-\frac{a_{jj}}{RT}))$, where x_i is the bulk mole fraction of species i , and x_{ij} is the local mole fraction of species i in the neighborhood of a molecule of species j . Our assumption is to replace the Boltzmann weight by the nonextensive Tsallis weight. Besides, the q -product of probabilities yields nonextensive distributions (distributions remarkably close to q -Gaussians, to be more precise; see [18],[34],[22]). The q -product, and the q -ratio, of Tsallis weights has recently been shown to be related to the locality of a generalized master equation [35]. This inspires us to use the q -ratio, in the generalization of the local composition hypothesis: for a central molecule j ,

$$\frac{x_{ij}}{x_{jj}} = \frac{x_i}{x_j} \exp_{q_{ij}}\left(-\frac{a_{ij}}{RT}\right) \oslash_{q_{ij}} \exp_{q_{ij}}\left(-\frac{a_{jj}}{RT}\right). \quad (17)$$

Substitution of Eq. (17) in the normalization condition $\sum_i^c x_{ij} = 1$ (c is the number of chemical species) results

$$x_{ij} = \frac{x_i A_{q,ij}}{\sum_k^c x_k A_{q,kj}}, \quad (18)$$

with the parameter $A_{q,ij}$ given by¹

$$A_{q,ij} \equiv \exp_{q_{ij}}\left(-\frac{\Delta a_{ij}}{RT}\right), \quad (19)$$

with $\Delta a_{ij} = a_{ij} - a_{jj}$. Symmetry of the interactions implies $a_{ji} = a_{ij}$, and we assume, for simplicity, $q_{ji} = q_{ij}$. The limiting case $q_{ij} \rightarrow 1$ recovers the usual parameter $A_{ij} \equiv A_{1,ij}$, Eq. (1). Note that, according to Eq. (11),

$$\frac{dA_{q,ij}}{dT} = A_{q,ij}^{q_{ij}} \frac{\Delta a_{ij}}{RT^2}. \quad (20)$$

Figures 1 and 2 show the behavior of the parameter $A_{q,12}$, Eq. (19), as a function of Δa_{12} , and the scaled inverse temperature, respectively. The usual case $q_{12} = 1$ appears as straight lines in these semi-logarithmic plots, and $q_{12} > 1$ ($q_{12} < 1$) presents positive (negative) concavity. Equation (3) is also displayed in Fig. 1, for comparison. The effect of the parameter $\Delta a_{12,1}$ of Eq. (3) is simply to shift the $q_{12} = 1$ curve, but it remains a straight line, once it relies on the Boltzmann weight.

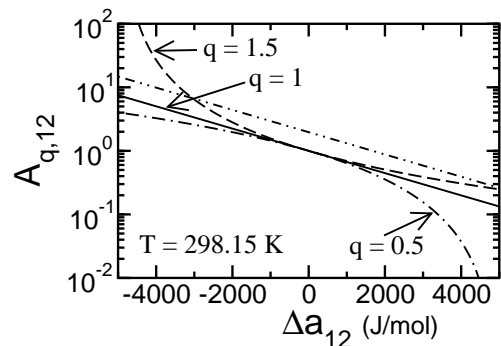


FIG. 1: Parameter $A_{q,12}$, Eq. (19), as a function of the binary interaction parameter Δa_{12} (with $T = 298.15$ K). $q_{12} = 0.5$ (dot-dashed), $q_{12} = 1$ (solid), and $q_{12} = 1.5$ (dashed). Dot-dashed curve uses Eq. (3) with $\Delta a_{12,1} = 5 \times 10^5$ J K/mol.

IV. q -WILSON'S, q -NRTL, AND q -UNIQUAC MODELS

A. q -Wilson's model

The excess molar Gibbs free energy for the Wilson's model [1] is an empirical modification of the Flory-Huggins' equation (see [4] for details and additional references):

$$\frac{g^E}{RT} = \sum_i^c x_i \ln \frac{\xi_{ii}}{x_i}, \quad (21)$$

where ξ_{ii} is the local volumetric fraction of the component i in the neighborhood of another molecule i (Flory-Huggins' model for athermal polymeric solutions uses the global segment fraction ξ_i in the place of ξ_{ii} , in Eq. (21)). The local volumetric fraction is given by

$$\xi_{ii} = \frac{x_{ii}v_i}{\sum_j^c x_{ji}v_j}, \quad (22)$$

¹ We adopt the symbol $A_{q,ij}$, instead of $A_{q_{ij},ij}$, to avoid unnecessary heavy notation.

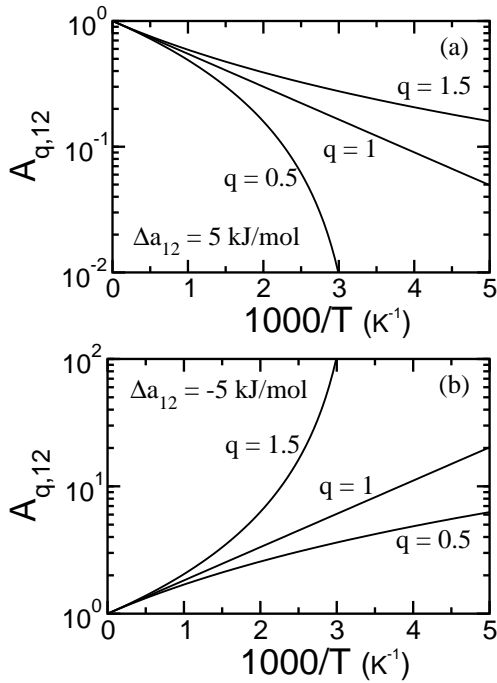


FIG. 2: Parameter $A_{q,12}$, Eq. (19), as a function of the inverse temperature (conveniently scaled), for two typical values of Δa_{12} . The ordinary $q_{12} = 1$ model appears as straight lines in these semi-log plots. $q_{12} > 1$ ($q_{12} < 1$) presents positive (negative) concavity.

where the molar volume of liquid i , v_i , is taken as a measure of its molecular volume.

Substitution of Eq.s (18) and (22) in Eq. (21), leads to the nonextensive generalization of the Wilson's model, and the excess molar Gibbs free energy is

$$\frac{g^E}{RT} = - \sum_i x_i \ln \left(\sum_j x_j \Lambda_{q,ij} \right), \quad (23)$$

with $\Lambda_{q,ij} = (v_j/v_i)A_{q,ij}$. The activity coefficient is formally given by the same expression of the original ($q_{ij} = 1$) model, but with the q -parameter $\Lambda_{q,ij}$:

$$\ln \gamma_i = - \ln \left(\sum_j x_j \Lambda_{q,ij} \right) + 1 - \sum_j \frac{x_j \Lambda_{q,ji}}{\sum_k x_k \Lambda_{q,jk}}. \quad (24)$$

The excess molar enthalpy (heat of mixing) $h^E = \frac{\partial(g^E/RT)}{\partial(1/T)}$ is given by (see Eq. (20))

$$h^E = \sum_i x_i \frac{x_i}{\sum_j x_j \Lambda_{q,ij}} \sum_k \left(\frac{v_k}{v_i} \right)^{1-q_{ik}} x_k \Lambda_{q,ik} \Delta a_{ik}. \quad (25)$$

B. q -NRTL model

The nonextensive generalization of the NRTL model follows the same lines of [2], with Eq. (17). The excess

molar Gibbs free energy is given by

$$\begin{aligned} g^E &= \sum_i x_i \sum_j^c x_j \Delta a_{ji} \\ &= \sum_i x_i \frac{\sum_j^c x_j A_{q,ji} \Delta a_{ji}}{\sum_k^c x_k A_{q,ki}}. \end{aligned} \quad (26)$$

The NRTL model introduces a nonrandomness parameter $\alpha_{ij} = \alpha_{ji}$, so the parameter $A_{q,ij}$ is given by a variation of Eq. (19), namely $A_{q,ij} = \exp_{q_{ij}}(-\alpha_{ij} \frac{\Delta a_{ij}}{RT})$. The expression for the activity coefficient of a component i is formally the same as the original ($q_{ij} = 1$) NRTL model, just replacing the usual parameter A_{ij} by $A_{q,ij}$. This procedure is not valid to find the expressions of excess molar entropy and excess molar enthalpy, due to Eq. (20).

C. q -UNIQUAC model

The UNIQUAC model [3] is based on the local composition hypothesis, but it replaces the local and global mole fractions in Eq.s (17) and (18) by the local and global surface fractions θ_{ij} and θ_i (the global surface fraction is defined as $\theta_i = x_i \tilde{q}_i / (\sum_j^c x_j \tilde{q}_j)$, where \tilde{q}_i is the surface parameter²). The interaction parameter a_{ij} is considered as a measure of the internal energy ($a_{ij} = u_{ij}$), and the excess molar internal energy is then given by

$$u^E = \sum_i x_i \tilde{q}_i \sum_j \theta_j \Delta u_{ji}. \quad (27)$$

The excess molar Gibbs free energy is found by the approximate relation

$$g^E/T \approx \int_0^{1/T} u^E d(1/T), \quad (28)$$

that, for the multicomponent case, shall be numerically integrated. The residual contribution for the activity coefficient of component i , for a multicomponent mixture, may be found by the numerical integration of

$$\ln \gamma_i^{res} = \int_0^{1/T} \bar{u}_i^E d(1/T), \quad (29)$$

with the partial molar excess internal energy given by

$$\begin{aligned} \bar{u}_i^E &= \tilde{q}_i \sum_j \frac{\theta_j A_{q,ji} \Delta u_{ji}}{\sum_k \theta_k A_{q,ki}} + \tilde{q}_i \sum_j \frac{\theta_j A_{q,ij} \Delta u_{ij}}{\sum_k \theta_k A_{q,kj}} \\ &\quad - \tilde{q}_i \sum_j \frac{\theta_j A_{q,ij}}{(\sum_k \theta_k A_{q,kj})^2} \sum_k \theta_k A_{q,kj} \Delta u_{kj}. \end{aligned} \quad (30)$$

² We use the notation \tilde{q}_i to avoid confusion with the nonextensive parameter q_{ij} . Sometimes there appear two surface parameters, \tilde{q} and \tilde{q}' , one of them is used in the combinatorial term and the other in the residual term of the UNIQUAC model [5]. We consider $\tilde{q} = \tilde{q}'$, for simplicity.

Analytical solution for the binary case is as follows: substitution of Eq. (27) in Eq. (28), and Eq. (30) in Eq. (29), with $c = 2$, lead to (see Eq. 3.194 5 and Eq. 3.194 1 of [36])

$$\int_0^x \frac{c \exp_q(-cx)}{a + b \exp_q(-cx)} dx = -\frac{1}{a} \int_1^\tau \frac{\tau'^{1-q}}{1 + \frac{b}{a}\tau'} d\tau' \\ = -\frac{1}{a(2-q)} \left[\tau^{2-q} \chi_q \left(\frac{b}{a}\tau \right) - \chi_q \left(\frac{b}{a} \right) \right], \quad (31)$$

$$\int_0^x \frac{c \exp_q(-cx)}{[a + b \exp_q(-cx)]^2} dx = -\frac{1}{a^2} \int_1^\tau \frac{\tau'^{1-q}}{(1 + \frac{b}{a}\tau')^2} d\tau' \\ = -\frac{1}{a^2(2-q)} \left[\tau^{2-q} \psi_q \left(\frac{b}{a}\tau \right) - \psi_q \left(\frac{b}{a} \right) \right], \quad (32)$$

where we have used the change of variables $\tau = \exp_q(-cx)$, and $\int_1^\tau f(\tau') d\tau' = \int_0^\tau f(\tau') d\tau' - \int_0^1 f(\tau') d\tau'$, with

$$\chi_q(x) = {}_2F_1(1, 2-q; 3-q; -x), \quad (33)$$

$$\psi_q(x) = {}_2F_1(2, 2-q; 3-q; -x), \quad (34)$$

$q < 2$, and ${}_2F_1(\alpha, \beta; \gamma; x)$ is the hypergeometric function, resulting the following analytical expressions for the residual contributions, g_{res}^E and $\ln \gamma_i^{res}$:

$$\left(\frac{g^E}{RT} \right)_{res} = -\frac{x_1 \tilde{q}_1}{(2-q_{12}) \theta_1} \left[\tau_{q,21}^{2-q_{12}} \chi_{q_{12}} \left(\frac{\theta_2}{\theta_1} \tau_{q,21} \right) - \chi_{q_{12}} \left(\frac{\theta_2}{\theta_1} \right) \right] \\ - \frac{x_2 \tilde{q}_2}{(2-q_{12}) \theta_2} \left[\tau_{q,12}^{2-q_{12}} \chi_{q_{12}} \left(\frac{\theta_1}{\theta_2} \tau_{q,12} \right) - \chi_{q_{12}} \left(\frac{\theta_1}{\theta_2} \right) \right], \quad (35)$$

$$\ln \gamma_i^{res} = -\frac{\tilde{q}_i}{(2-q_{12}) \theta_i} \left[\tau_{q,ji}^{2-q_{12}} \chi_{q_{12}} \left(\frac{\theta_j}{\theta_i} \tau_{q,ji} \right) - \chi_{q_{12}} \left(\frac{\theta_j}{\theta_i} \right) \right] \\ + \frac{\tilde{q}_i}{(2-q_{12}) \theta_i} \left[\tau_{q,ji}^{2-q_{12}} \psi_{q_{12}} \left(\frac{\theta_j}{\theta_i} \tau_{q,ji} \right) - \psi_{q_{12}} \left(\frac{\theta_j}{\theta_i} \right) \right] \\ - \frac{\tilde{q}_i}{(2-q_{12})} \left[\tau_{q,ij}^{2-q_{12}} \psi_{q_{12}} \left(\frac{\theta_i}{\theta_j} \tau_{q,ij} \right) - \psi_{q_{12}} \left(\frac{\theta_i}{\theta_j} \right) \right], \quad (36)$$

with $q_{12} < 2$, $\tau_{q,ij} \equiv A_{q,ij} = \exp_{q_{ij}}(-\Delta u_{ij}/(RT))$, and $(i = 1, j = 2)$ or $(i = 2, j = 1)$. The limiting case $q_{12} \rightarrow 1$, with $\chi_1(x) = x^{-1} \ln(1+x)$, and $\psi_1(x) = (1+x)^{-1}$ (see Eq. 9.121 6 and Eq. 9.121 16 of [36], and Eq. 15.3.15 of [37]), recover the usual expressions.

It is possible to find an expression for the residual contribution of the activity coefficient of species i , in a binary solution, different from, but equivalent to, Eq. (36), with the partial molar excess Gibbs free energy taken from Eq. (35), and $\ln \gamma_i^{res} = (\bar{g}_i^E)_{res}/(RT)$, where it is necessary to use the derivative of $\chi_q(x)$ (see Eq. 15.2.1 of [37]), $d\chi_q(x)/dx = -(2-q)/(3-q) {}_2F_1(2, 3-q; 4-q; -x)$.

The combinatorial contribution of the UNIQUAC model for the multicomponent case, that is the Guggenheim expression for athermal mixtures, remains unchanged in the nonextensive generalization, consistent with the lower limit of Eq. (28) [3]:

$$\left(\frac{g^E}{RT} \right)_{comb} = \sum_i^c x_i \ln \frac{\phi_i}{x_i} + \frac{z}{2} \sum_i^c \tilde{q}_i x_i \ln \frac{\theta_i}{\phi_i}, \quad (37)$$

$$\ln \gamma_i^{comb} = \ln \frac{\phi_i}{x_i} + \frac{z}{2} \tilde{q}_i \ln \frac{\theta_i}{\phi_i} + l_i - \frac{\phi_i}{x_i} \sum_j^c x_j l_j \quad (38)$$

where the volume fraction $\phi_i = x_i r_i / (\sum_j^c x_j r_j)$, r_i is the volumetric parameter of molecule i , $l_i = (z/2)(r_i - \tilde{q}_i) - (r_i - 1)$, and z is the coordination number, usually assumed $z = 10$. The complete expression for the excess molar Gibbs free energy comprises the two contributions, $g^E = g_{res}^E + g_{comb}^E$.

V. ACTIVITY COEFFICIENT AT INFINITE DILUTION

We have chosen the activity coefficient at infinite dilution, that is a property that depends only on the temperature, to illustrate our proposal. We have also chosen the q -Wilson's model to illustrate the effect of the nonextensive parameter q_{ij} on the temperature dependence, because it is the simplest model, if compared to q -NRTL and q -UNIQUAC. The activity coefficient at infinite dilution for the q -Wilson's model is $\ln \gamma_1^\infty =$

$\ln \Lambda_{q,12} - \Lambda_{q,21} + 1$. Fig. 3 shows curves for different values of q_{12} (all curves use the same parameters Δa_{12} and Δa_{21}). $q_{12} = 0.85$ exhibits a maximum and a minimum in γ_1^∞ , while $q_{12} = 1$ can only display a maximum.

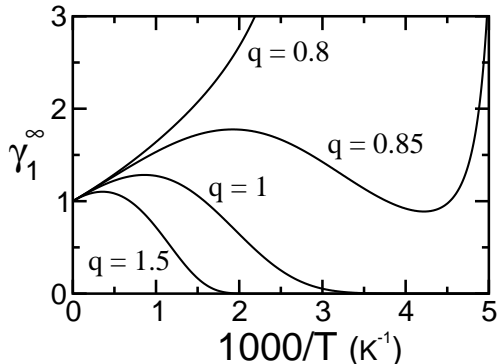


FIG. 3: γ_1^∞ according to q -Wilson's model, as a function of the inverse temperature, for typical values of the binary parameters: $\Delta a_{12} = 10^4$ J/mol and $\Delta a_{21} = -5600$ J/mol ($v_1 = v_2$, values of q_{12} are indicated). Curve for $q_{12} = 0.85$ displays a maximum and a minimum. The positions of the extreme points and the values of γ_1^∞ may be changed by adjusting the parameters to other values; the particular values of the parameters were chosen to make the figure visually good.

We have fitted the q -Wilson's model to two examples of experimental activity coefficient at infinite dilution: ethanol infinitely diluted in toluene (Fig. 4a), and in decane (Fig. 4b). The examples are not properly described by the ordinary Wilson's model, and the generalized q -Wilson's model is able to describe the data. The data were taken from [38] (Vol IX, Parts 3, 4)³. The two examples present positive deviations from Raoult's law ($\gamma_1^\infty > 1$) and decreasing γ_1^∞ with the temperature.

VI. FINAL REMARKS

The main goal of this paper is to introduce nonextensivity in local composition models, used in theories of solutions. Current theories and models are based on Boltzmann's distribution and Boltzmann's weight. Deviations from Boltzmann's weight have been proposed, mainly on an empirical basis (see Eq.s (2)-(6)). The q -local composition hypothesis introduces one additional binary parameter that comes from the nonextensive theory, and generalizes the temperature dependence of the models.

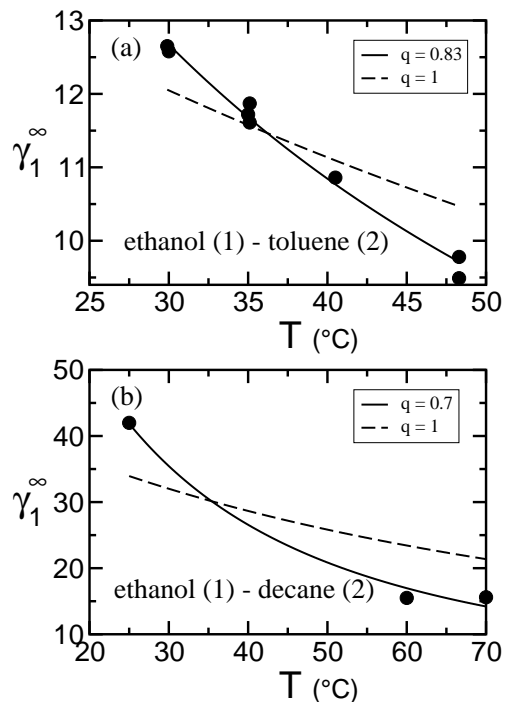


FIG. 4: Activity coefficient at infinite dilution of ethanol in the solvents toluene (a), and decane (b). Experimental data from [38]. Dashed lines are the best fittings for the original ($q_{12} = 1$) Wilson's model, and solid lines are the best fittings for the q -Wilson's model. (a) Dashed line: $\Delta a_{12} = 6880.0$ J/mol, $\Delta a_{21} = -582.0$ J/mol; solid line: $q_{12} = 0.83$, $\Delta a_{12} = 10267.0$ J/mol, $\Delta a_{21} = -5179.7$ J/mol. (b) Dashed line: $\Delta a_{12} = 8773.6$ J/mol, $\Delta a_{21} = -26.6$ J/mol; solid line: $q_{12} = 0.7$, $\Delta a_{12} = 6500.0$ J/mol, $\Delta a_{21} = -2353.7$ J/mol.

As one increases the degree of freedom of a model by adding extra parameters, it is natural to expect a better optimization from a fitting procedure. Sometimes new parameters are simply introduced to take advantage of the additional degrees of freedom, and then turn the fittings easier. Nonextensive distributions do present a new parameter q_{ij} , and of course the fittings are benefited from it. But the extra parameter q_{ij} lies on a theoretical background, and there are plenty of examples showing that the entropic index q has a physical interpretation, expressing the degree of nonextensivity of the system [22].

We have shown two fittings for the activity coefficient at infinite dilution for the q -Wilson's model. Expressions for other models (q -NRTL, q -UNIQUAC) were presented, but applications to large amounts of experimental data still remain to be explored.

We hope this work invites experimentalists to apply nonextensive local composition models to large experimental databases, and test their validity in the description, or predicting capability, of thermodynamic properties, in different temperatures.

³ Four references are reported in [38] for the system ethanol-toluene, and their fluctuations are significative. To avoid such fluctuations, we have considered one single set of experimental data, measured with the dilutor technique: Ref. 10 of [38], Vol IX, Part 3, pp. 1292-1293 [39].

Acknowledgments

We thank Alexandre Souto Martinez for interesting remarks. This work was partially supported by

FAPESB, through the program PRONEX (Brazilian funding agency).

-
- [1] G. M. Wilson, J. Am. Chem. Soc. **86**, 127 (1964).
 [2] H. Renon and J. M. Prausnitz, AIChE J. **14**, 135 (1968).
 [3] D. S. Abrams and J. M. Prausnitz, AIChE J. **21**, 116 (1975).
 [4] J. M. Prausnitz, R. N. Lichtenthaler, and E. G. Azevedo, *Molecular Thermodynamics of Fluid-Phase Equilibria* (Prentice-Hall Inc., New Jersey, 1986).
 [5] T. F. Anderson and J. M. Prausnitz, Ind. Eng. Chem. Process Des. Dev. **17**, 522, 561 (1978).
 [6] G. N. Escobedo-Alvarado and S. I. Sandler, AIChE J. **44**, 1178 (1998).
 [7] Y. Demirel, H. Gecegörmez, and P. H. Ö., Thermochimica Acta **194**, 329 (1992).
 [8] B. L. Larsen, P. Rasmussen, and A. Fredenslund, Ind. Eng. Chem. Res. **26**, 2274 (1987).
 [9] C. Tsallis, J. Stat. Phys. **52**, 479 (1988).
 [10] E. M. F. Curado and C. Tsallis, J. Phys. A: Math. Gen. **24**, L68 (1991).
 [11] C. Tsallis, Quimica Nova **17**, 468 (1994).
 [12] C. Tsallis, R. S. Mendes, and A. R. Plastino, Physica A **261**, 534 (1998).
 [13] L. Nivonen, A. Le Méhauté, and Q. A. Wang, Rep. Math. Phys. **52**, 437 (2003).
 [14] E. P. Borges, Physica A **340**, 95 (2004).
 [15] C. Tsallis, Milan J. Math. **73**, 1 (2004).
 [16] S. Umarov, C. Tsallis, and S. Steinberg, Milan J. Math. **76**, 307 (2008).
 [17] M. Jauregui and C. Tsallis, Phys. Lett. A **375**, 2085 (2011).
 [18] L. G. Moyano, C. Tsallis, and M. Gell-Mann, Europhys. Lett. **73**, 813 (2006).
 [19] T. Yamano, Physica A **305**, 486 (2002).
 [20] J. Naudts, Physica A **316**, 323 (2002).
 [21] P. G. S. Cardoso, E. P. Borges, T. C. P. Lobão, and S. T. R. Pinho, J. Math. Phys. **49**, 093509 (2008).
 [22] C. Tsallis, *Introduction to Nonextensive Statistical Mechanics — Approaching a Complex World* (Springer, New York, 2009).
 [23] C. Tsallis, Braz. J. Phys. **29**, 1 (1999).
 [24] E. P. Borges and C. Tsallis, Physica A **305**, 148 (2002).
 [25] V. Latora, A. Rapisarda, and C. Tsallis, Phys. Rev. E **64**, 056134 (2001).
 [26] V. Latora, A. Rapisarda, and C. Tsallis, Physica A **305**, 129 (2002).
 [27] C. Tsallis, A. Rapisarda, A. Pluchino, and E. P. Borges, Physica A **381**, 143 (2007).
 [28] C. Tsallis, G. Bemsiki, and R. S. Mendes, Physics Letters A **257**, 93 (1999).
 [29] L. Malacarne, R. S. Mendes, E. Lenzi, S. Picoli Jr., and J. P. Dal Molin, The European Physical Journal E **20**, 395 (2006).
 [30] C.-K. Hu and W.-J. Ma, Progress of Theoretical Physics Supplement **184**, 369 (2010).
 [31] C. S. Esteves, H. C. B. de Oliveira, L. Ribeiro, R. Gargano, and K. C. Mundim, Chemical Physics Letters **427**, 10 (2006).
 [32] V. Aquilanti, K. C. Mundim, M. Elango, S. Kleijn, and T. Kasai, Chemical Physics Letters **498**, 209 (2010).
 [33] J. Naudts, *Generalized Thermostatistics* (Springer, London, 2011).
 [34] H. J. Hilhorst and G. Schehr, J. Stat. Mech., P06003(2007).
 [35] R. Silva, J. R. D. Felício, and A. S. Martinez, preprint(2012), [arXiv:1205.6789](https://arxiv.org/abs/1205.6789) [cond-mat.stat-mech].
 [36] I. S. Gradshteyn, I. M. Ryzhik, and A. A. Jeffrey, *Table of Integrals, Series, and Products, 5th Edition* (Academic Press, San Diego, 1994).
 [37] M. Abramowitz and I. A. Stegun, *Handbook of Mathematical Functions with Formulas, Graphs, and Mathematical Tables* (Dover Publications, Inc., New York, 1972).
 [38] J. Gmehling, J. Menke, and M. Schiller, *DECHEMA Chemistry Data Series* (DECHEMA, Frankfurt/Main, 1994).
 [39] F. Tian, S. Jin, X. Wang, S. Zhao, and Z. Chen, Sepu **4**, 235 (1986).