

Bellman function for extremal problems in BMO

Paata Ivanisvili* Nikolay N. Osipov*^{†‡}
Dmitriy M. Stolyarov*[†] Vasily I. Vasyunin[§]
Pavel B. Zatitskiy*[‡]

March 6, 2018

St. Petersburg Department of Steklov Mathematical Institute RAS,
Fontanka 27, St. Petersburg, Russia

Chebyshev Laboratory (SPbU), 14th Line 29B, Vasilyevsky Island,
St. Petersburg, Russia

Saint Petersburg State University, Universitetsky prospekt 28,
Peterhof, St. Petersburg, Russia.

ivanishvili.paata@gmail.com

nicknick@pdmi.ras.ru

dms239@mail.ru

vasyunin@pdmi.ras.ru

para239@yandex.ru

Abstract

In this paper we develop the method of finding sharp estimates by using a Bellman function. In such a form the method appears in the proofs of the classical John–Nirenberg inequality and L^p estimations of BMO functions. In the present paper we elaborate a method of solving the boundary value problem for the homogeneous Monge–Ampère equation in a parabolic strip for sufficiently smooth boundary conditions. In such a way, we have obtained an algorithm for constructing an exact Bellman function for a large class of integral functionals on the BMO space.

*Supported by Chebyshev Laboratory (SPbU), RF Government grant no. 11.G34.31.0026.

[†]Supported by RFBR, grant no. 11-01-00526.

[‡]Supported by Rokhlin grant.

[§]Supported by RFBR, grant no. 11-01-00584.

Contents

1	History of the problem and description of our results	3
1.1	History and formulation of the problem	3
1.2	Description of our results	4
2	General principles	7
2.1	Main properties of function B_ε	8
2.2	Locally concave majorants	10
2.3	Monge–Ampère equation	13
2.4	Optimizers	15
3	Homogeneous families of extremals	18
3.1	Family of tangents to the upper boundary	19
3.2	Family of tangents coming from $\pm\infty$	23
3.3	Optimizers for the families of tangents	25
3.4	Function f''' does not change its sign	33
3.5	Examples	34
4	Transition from right tangents to left ones	35
4.1	Angle	36
4.2	Optimizers in angle	39
4.3	Function f''' changes its sign from minus to plus	41
4.4	Examples	42
5	Transition from left tangents to right ones	46
5.1	Family of chords	46
5.2	Cup	50
5.3	Optimizers on chords	55
5.4	Function f''' changes its sign from plus to minus	55
5.5	Examples	59
6	General case	60
6.1	Trolleybus	60
6.2	Optimizers in trolleybuses	68
6.3	Foliation in general case	71
6.4	Properties of force functions	76
6.5	Algorithm	81
6.6	Examples	83
7	Conclusion	89

1 History of the problem and description of our results

1.1 History and formulation of the problem

We consider extremal problems for integral functionals on the BMO space that is defined on some interval $I \subset \mathbb{R}$. First, we introduce some notation. By I and J we always denote intervals on \mathbb{R} . By $\langle \varphi \rangle_J$ we denote the average of a function φ over an interval J :

$$\langle \varphi \rangle_J \stackrel{\text{def}}{=} \frac{1}{|J|} \int_J \varphi,$$

where $|J|$ is the length of the interval. We consider the BMO space endowed with the quadratic norm¹:

$$\text{BMO}(I) \stackrel{\text{def}}{=} \left\{ \varphi \in L^1(I) \mid \|\varphi\|_{\text{BMO}(I)}^2 \stackrel{\text{def}}{=} \sup_{J \subset I} \langle |\varphi - \langle \varphi \rangle_J|^2 \rangle_J < \infty \right\}.$$

Details on BMO can be found in [2] or [10]. By $\text{BMO}_\varepsilon(I)$ we denote the ball of radius ε in this space:

$$\text{BMO}_\varepsilon(I) \stackrel{\text{def}}{=} \{ \varphi \in \text{BMO}(I) \mid \|\varphi\|_{\text{BMO}(I)} \leq \varepsilon \}.$$

Now we consider several well-known inequalities for functions in $\text{BMO}(I)$. First, there is a double estimate claiming the equivalence of any p -norm ($0 < p < \infty$) and the initial quadratic norm:

$$c_p \|\varphi\|_{\text{BMO}(I)} \leq \sup_{J \in I} \langle |\varphi - \langle \varphi \rangle_J|^p \rangle_J^{1/p} \leq C_p \|\varphi\|_{\text{BMO}(I)}. \quad (1.1)$$

Second, the weak-form John–Nirenberg inequality claims that the measure of the set where some function $\varphi \in \text{BMO}(I)$ deviates from its average by more than a certain value $\lambda > 0$, decreases exponentially in λ :

$$\frac{1}{|I|} |\{t \in I \mid |\varphi(t) - \langle \varphi \rangle_I| \geq \lambda\}| \leq c_1 e^{-c_2 \lambda / \|\varphi\|_{\text{BMO}(I)}}. \quad (1.2)$$

And the third inequality can be obtained from the previous one by integration. It is called the integral John–Nirenberg inequality and may be treated as the reverse Jensen inequality for functions in $\text{BMO}_\varepsilon(I)$ and the exponent.

¹We call the expression $\|\varphi\|_{\text{BMO}(I)}$ a norm, although we must factorize by the constant functions in order to obtain a normed space.

Namely, there exist a number $\varepsilon_0 > 0$ and a positive function $C(\varepsilon)$, $0 < \varepsilon < \varepsilon_0$, such that

$$\langle e^\varphi \rangle_I \leq C(\varepsilon) e^{\langle \varphi \rangle_I} \quad (1.3)$$

for all $\varphi \in \text{BMO}_\varepsilon(I)$.

There exist various proofs of these inequalities. For example, in Koosis' book [2], Garnett's martingale proof is presented. In Stein's book [10], the proof, based on the duality of BMO and H^1 , can be found. We are interested in sharp constants in inequalities of this kind. One of the methods that are employed to obtain sharp constants, is called the Bellman function method. The history of this method can be found, e.g. in [5].

Now, we consider the following Bellman function:

$$\mathbf{B}_\varepsilon(x_1, x_2; f) \stackrel{\text{def}}{=} \sup_{\varphi \in \text{BMO}_\varepsilon(I)} \{ \langle f \circ \varphi \rangle_I \mid \langle \varphi \rangle_I = x_1, \langle \varphi^2 \rangle_I = x_2 \}, \quad (1.4)$$

where f is some function on \mathbb{R} (we postpone the discussion of the class that f may belong to). We often omit f in the notation and merge two variables into one, i.e. we write $\mathbf{B}_\varepsilon(x_1, x_2)$, or $\mathbf{B}_\varepsilon(x; f)$, or simply $\mathbf{B}_\varepsilon(x)$, where $x = (x_1, x_2)$.

There are two points worth noting. First, \mathbf{B}_ε does not depend on the interval I participating in the definition above. Second, if we replace supremum by infimum in (1.4), we will obtain the function $-\mathbf{B}_\varepsilon(x_1, x_2; -f)$. In the beginning of Section 2.1, all this will be discussed in detail.

If we set $f(u) = |u|^p$, then after obtaining analytical expressions for $\mathbf{B}_\varepsilon(x; f)$ and $-\mathbf{B}_\varepsilon(x; -f)$, we will get estimate (1.1) with the sharp constants c_p and C_p as a corollary. All this was done in [8]. Setting $f(u) = \chi_{(-\infty, -\lambda] \cup [\lambda, \infty)}(u)$, we obtain the Bellman function that gives us the sharp constants for the weak John–Nirenberg inequality (see (1.2)). This function was found in [12]. Finally, setting $f(u) = e^u$, we obtain the Bellman function for the integral John–Nirenberg inequality (see (1.3)). The analytical expression for this function was found in [13] and [9]; the sharp constants $\varepsilon_0 = 1$ and $C(\varepsilon) = e^{-\varepsilon}(1 - \varepsilon)^{-1}$ were obtained as a corollary.

In this paper, we construct the function $\mathbf{B}_\varepsilon(x_1, x_2; f)$ not for a function f fixed, but for some wide class of functions, which is described in the next section.

1.2 Description of our results

We will see later that in the formulas for \mathbf{B}_ε the integrals of the following expressions participate:

$$f^{(r)}(t) e^{\pm t/\varepsilon}, \quad r = 0, 1, 2, 3.$$

Therefore, the following space is required:

$$\mathfrak{W}_{\varepsilon_0} \stackrel{\text{def}}{=} C^2(\mathbb{R}) \cap W_3^1(\mathbb{R}, w_{\varepsilon_0}),$$

where $\varepsilon_0 > 0$ and $w_{\varepsilon_0}(t) \stackrel{\text{def}}{=} e^{-|t|/\varepsilon_0}$. The space on the right of the intersection sign is a weighted Sobolev space. Functions in this space, together with their first three derivatives, are integrable with the weight w_{ε_0} . We note that $\mathfrak{W}_{\varepsilon_0}$ is defined as an intersection of a set of functions and a set of equivalence classes. But this definition becomes reasonable if we read it left to right: if a function f belongs to $\mathfrak{W}_{\varepsilon_0}$, then it is twice continuously differentiable and $f \in W_3^1(\mathbb{R}, w_{\varepsilon_0})$.

Also, we will see that the behavior of \mathbf{B}_ε depends strongly on the sign of f''' . We introduce a subset $\mathfrak{W}_{\varepsilon_0}^N \subset \mathfrak{W}_{\varepsilon_0}$ of functions we deal with. Any function of this class has $2N + 1$ points

$$-\infty \leq c_0 < v_1 < c_1 < v_2 < \dots < v_N < c_N \leq +\infty$$

on the extended real line such that

- 1) $f''' > 0$ a.e. on (v_k, c_k) and on $(-\infty, c_0)$. Also, $f''' < 0$ a.e. on (c_k, v_{k+1}) and on (c_N, ∞) ;
- 2) $|c_k - v_j| \geq 2\varepsilon_0$.

We build the function $\mathbf{B}_\varepsilon(x; f)$ for $f \in \mathfrak{W}_{\varepsilon_0}^N$ and $\varepsilon < \varepsilon_0$.

It is worth mentioning that not all the functions listed in the previous section belong to $\mathfrak{W}_{\varepsilon_0}^N$ or even to $\mathfrak{W}_{\varepsilon_0}$. For example, the function $|\cdot|^p$ with $p < 2$ and the function $\chi_{(-\infty, -\lambda] \cup [\lambda, \infty)}(\cdot)$ are not smooth enough (although, if $p > 2$, the function $|\cdot|^p$ satisfies all the conditions required). Moreover, by the first point of our assumptions, $f''' \neq 0$ a.e., so $\mathfrak{W}_{\varepsilon_0}^N$ does not contain functions quadratic on intervals of positive measure. All the restrictions imposed on f are technical, and we will lift most of them in future papers (see Chapter 7).

Next, consider the parabolic strip (see Figure 1):

$$\Omega_\varepsilon \stackrel{\text{def}}{=} \{(x_1, x_2) \in \mathbb{R}^2 \mid x_1^2 \leq x_2 \leq x_1^2 + \varepsilon^2\}. \quad (1.5)$$

It is easy to prove (and this will be done in the beginning of the next chapter) that Ω_ε is the domain of \mathbf{B}_ε (in the sense that Ω_ε consists of all the points (x_1, x_2) such that the supremum in (1.4) is taken over a nonempty set for them), and that \mathbf{B}_ε satisfies the boundary condition $\mathbf{B}_\varepsilon(x_1, x_1^2) = f(x_1)$ on the lower parabola.

We will also see that \mathbf{B}_ε is *locally concave*, i.e. concave on every convex subset of Ω_ε . We give the definition of the local concavity in another form that is more suitable for our purposes.

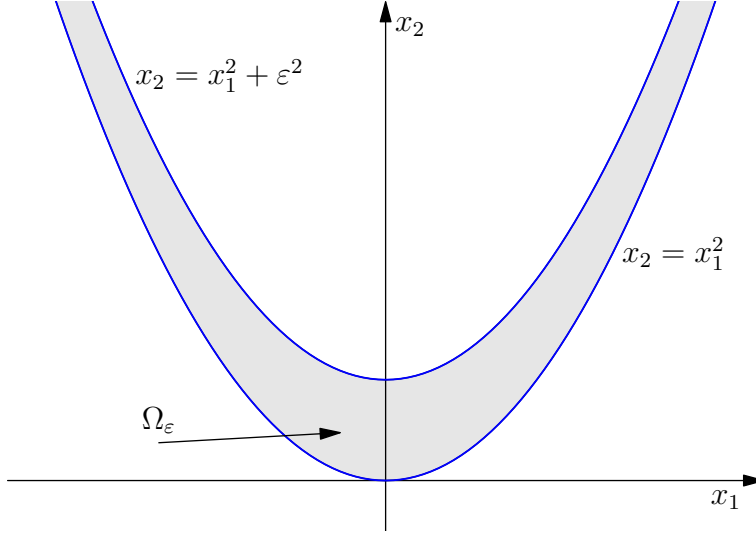


Figure 1: The parabolic strip Ω_ε .

Definition 1.1. A function G , defined on some set $\Omega \subset \mathbb{R}^n$, is called locally concave in Ω if the inequality

$$G(\alpha_- x^- + \alpha_+ x^+) \geq \alpha_- G(x^-) + \alpha_+ G(x^+)$$

is fulfilled for every straight-line segment $[x^-, x^+] \subset \Omega$ and every pair of numbers $\alpha_-, \alpha_+ \geq 0$ such that $\alpha_- + \alpha_+ = 1$.

By $\Lambda_{\varepsilon, f}$ we denote the class of continuous functions that are locally concave in Ω_ε and satisfy the boundary condition mentioned above:

$$\Lambda_{\varepsilon, f} \stackrel{\text{def}}{=} \{G \in C(\Omega_\varepsilon) \mid G \text{ is locally concave; } G(u, u^2) = f(u) \forall u \in \mathbb{R}\}.$$

Now we are ready to describe our results.

Suppose $f \in \mathfrak{W}_{\varepsilon_0}^N$, where $\varepsilon_0 > 0$ and $N \in \mathbb{Z}_+$.

(a) For $0 < \varepsilon < \varepsilon_0$, the function $\mathbf{B}_\varepsilon(x; f)$ belongs to $\Lambda_{\varepsilon, f}$. Moreover,

$$\mathbf{B}_\varepsilon(x; f) = \inf_{G \in \Lambda_{\varepsilon, f}} G(x);$$

(b) For each ε , $0 < \varepsilon < \varepsilon_0$, we construct an expression for \mathbf{B}_ε in terms of f .

Statement (a) means that the problem of finding the Bellman function \mathbf{B}_ε can be reformulated in geometric terms: it is equivalent to the problem of

finding the minimal locally concave function in Ω_ε that satisfies a certain boundary condition. We believe that this remains true in a more general setting without any assumptions about the sign of f''' . Unfortunately, we do not know how to prove the local concavity of \mathbf{B}_ε directly. The fact that \mathbf{B}_ε is locally concave will follow from an explicit expression for this function (and the restrictions on f''' are required in order to find this expression). In the next chapter, we will discuss this problem in more detail.

Concerning (b), by *an expression in terms of f* we mean a rather complicated construction, which consists of various integral and differential transformations of f . Roots of some equations that cannot be solved in elementary functions also participate. We are going to find such an expression employing the vast theory, which is continued to be developed in this article. Using this theory, we will solve the homogeneous Monge–Ampère equation $B_{x_1x_1}B_{x_2x_2} - B_{x_1x_2}^2 = 0$ (this identity, which means that the Hessian $\frac{d^2B}{dx^2}$ is degenerate, allows us to consider B as a Bellman function candidate). After that we will find functions on which the supremum in the definition of the Bellman function is attained (after we get such functions, we will be able to prove that the candidate B coincides with the true Bellman function). The development of these ideas is the main purpose of the paper; statements (a) and (b) are corollaries of our results.

2 General principles

Throughout this chapter, we assume that $0 < \varepsilon < \varepsilon_0$, $f \in \mathfrak{W}_{\varepsilon_0}$, and \mathbf{B}_ε is the Bellman function defined by (1.4). In Section 2.1, we will prove that the domain of \mathbf{B}_ε is Ω_ε and obtain the boundary condition for \mathbf{B}_ε on the lower parabola $x_2 = x_1^2$. We will also explain why the assumption of the local concavity of \mathbf{B}_ε is reasonable (but the fact that \mathbf{B}_ε is, indeed, locally concave will become clear only after we find an explicit expression for \mathbf{B}_ε ; for this, we will employ the additional restriction $f \in \mathfrak{W}_{\varepsilon_0}^N$). In Section 2.2, we will prove that every locally concave function with the same domain and boundary condition as \mathbf{B}_ε , is pointwise greater than \mathbf{B}_ε . Thus, we must find a minimal locally concave function on Ω_ε satisfying some boundary condition. In Section 2.3, we will describe a general method of finding such functions that is based on solving a homogeneous Monge–Ampère equation. A solution of such an equation may be considered as a Bellman function candidate. But to ensure that this candidate is, indeed, the Bellman function required, we must build for each point $x \in \Omega_\varepsilon$ an *optimizer*. An optimizer is a function $\varphi \in \text{BMO}_\varepsilon(I)$ such that the supremum from definition (1.4) of \mathbf{B}_ε is attained on it. In Section 2.4, we will present some general considerations on how to

build optimizers.

2.1 Main properties of function B_ε

Preliminaries. First, using linear transformation of one interval into another, we obtain the following fact.

Remark 2.1. The function B_ε does not depend on the interval I participating in its definition.

Second, if we need the lower estimate, we can replace supremum by infimum in (1.4). Instead of this, we can solve the supremum problem for the boundary function $-f$.

Remark 2.2. The function $-B_\varepsilon(x_1, x_2; -f)$ coincides with

$$B_\varepsilon^{\min}(x_1, x_2; f) \stackrel{\text{def}}{=} \inf_{\varphi \in \text{BMO}_\varepsilon(I)} \{ \langle f \circ \varphi \rangle_I \mid \langle \varphi \rangle_I = x_1, \langle \varphi^2 \rangle_I = x_2 \}.$$

Third, if two extremal problems correspond to boundary functions f such that their difference is a quadratic polynomial, then this problems are, in fact, equivalent. Namely, the definition of the Bellman function and the linearity of averages imply the following fact.

Remark 2.3. For any real numbers a , b , c , and d , we have

$$B_\varepsilon(x_1, x_2; af(t) + bt^2 + ct + d) = |a|B_\varepsilon(x_1, x_2; (\text{sign } a)f(t)) + bx_2 + cx_1 + d.$$

Thus, if we know the Bellman function for $(\text{sign } a)f(t)$, then we can easily construct it for $af(t) + bt^2 + ct + d$. Similarly, we can make a linear change of variable in the boundary condition.

Remark 2.4. For any real numbers α and β , we have

$$B_\varepsilon(x_1, x_2; f(\alpha t + \beta)) = B_{|\alpha|\varepsilon}(\alpha x_1 + \beta, \alpha^2 x_2 + 2\alpha\beta x_1 + \beta^2; f(t)).$$

The domain of B_ε and the boundary condition.

Statement 2.5. *The function $B_\varepsilon(x; f)$ has the following properties:*

- (i) *its domain is the parabolic strip Ω_ε defined by the formula (1.5), i.e., the set over which the supremum in (1.4) is taken, is non-empty for those and only those $x = (x_1, x_2)$ that lie in Ω_ε (however, the function B_ε can take the value $+\infty$ there);*
- (ii) *the boundary condition $B_\varepsilon(x_1, x_1^2) = f(x_1)$ is satisfied.*

Proof. Consider statement (i). It is easy to see that the estimate $x_1^2 \leq x_2$ is fulfilled due to the Cauchy–Schwarz inequality and the estimate $x_2 \leq x_1^2 + \varepsilon^2$ follows from the requirement $\varphi \in \text{BMO}_\varepsilon(I)$. Therefore, Ω_ε contains the domain of \mathbf{B}_ε . On the other hand, if the estimate $x_1^2 \leq x_2 \leq x_1^2 + \varepsilon^2$ is fulfilled, we can easily construct a function $\varphi \in \text{BMO}_\varepsilon(I)$ whose average equals x_1 and square deviation equals $\sqrt{x_2 - x_1^2}$. For example, we may take the function

$$\varphi(t) = \begin{cases} x_1 + \sqrt{x_2 - x_1^2}, & t \in I_-; \\ x_1 - \sqrt{x_2 - x_1^2}, & t \in I_+, \end{cases}$$

where I_- and I_+ are the left and right halves of I , respectively. This means that Ω_ε is contained in the domain of \mathbf{B}_ε .

Statement (ii) is trivial. Indeed, the identity $x_2 = x_1^2$ means that all the functions φ over which the supremum is taken, do not deviate from their average x_1 . Therefore, the set of such functions consists of a single element $\varphi(t) \equiv x_1$. This implies the condition required. \square

Local concavity. Now we discuss the concavity of \mathbf{B}_ε . Let $x^\pm \in \Omega_\varepsilon$, and let α_\pm be numbers such that $\alpha_\pm \geq 0$, $\alpha_- + \alpha_+ = 1$, and the point $\alpha_-x^- + \alpha_+x^+$ gets into Ω_ε . We split I into two subintervals I_- and I_+ such that $|I_\pm| = \alpha_\pm|I|$. Further, we choose two functions $\varphi_\pm \in \text{BMO}_\varepsilon(I_\pm)$ such that $(\langle \varphi_\pm \rangle_{I_\pm}, \langle \varphi_\pm^2 \rangle_{I_\pm}) = x^\pm$ and these functions almost realize the supremum on the corresponding intervals. The latter means that

$$\langle f(\varphi_\pm) \rangle_{I_\pm} \geq \mathbf{B}_\varepsilon(x^\pm) - \eta,$$

where $\eta > 0$ is a small value. Consider the function

$$\varphi(t) = \begin{cases} \varphi_-(t), & t \in I_-; \\ \varphi_+(t), & t \in I_+. \end{cases}$$

First, since the point $(\langle \varphi \rangle_I, \langle \varphi^2 \rangle_I) = \alpha_-x^- + \alpha_+x^+$ gets into Ω_ε , we have $\langle \varphi^2 \rangle_I - \langle \varphi \rangle_I^2 \leq \varepsilon^2$. Second, it is clear that $\varphi \in \text{BMO}_\varepsilon(I_-) \cap \text{BMO}_\varepsilon(I_+)$. However, these conditions are not sufficient for the function φ to get into $\text{BMO}_\varepsilon(I)$ (it is worth mentioning that this problem does not arise in the case of the dyadic BMO space; see [9]). If we could for every η choose functions φ_\pm such that their concatenation φ gets into $\text{BMO}_\varepsilon(I)$, then the following inequalities would be fulfilled:

$$\begin{aligned} \mathbf{B}_\varepsilon(\alpha_-x^- + \alpha_+x^+) &\geq \langle f(\varphi) \rangle_I = \alpha_- \langle f(\varphi_-) \rangle_{I_-} + \alpha_+ \langle f(\varphi_+) \rangle_{I_+} \\ &\geq \alpha_- \mathbf{B}_\varepsilon(x^-) + \alpha_+ \mathbf{B}_\varepsilon(x^+) - \eta. \end{aligned}$$

Letting $\eta \rightarrow 0$, we would get the concavity of \mathbf{B}_ε . But in the continuous case the method described above does not work, because φ may lay outside $\text{BMO}_\varepsilon(I)$. It turns out that the function \mathbf{B}_ε is only locally concave. But this will be clear only after we construct an explicit expression for \mathbf{B}_ε . Nevertheless, the heuristic method that we will use to build a Bellman candidate, is based on the fact that the local concavity condition is satisfied:

(iii) *the function \mathbf{B}_ε is locally concave in the parabolic strip Ω_ε .*

2.2 Locally concave majorants

In this section, we prove that every function in $C(\Omega_\varepsilon)$ with properties (ii) and (iii) (we recall that the set of such functions is denoted by $\Lambda_{\varepsilon,f}$) majorizes \mathbf{B}_ε . Namely, we verify the following statement.

Statement 2.6. *Suppose $0 < \varepsilon < \varepsilon_0$, $f \in \mathfrak{W}_{\varepsilon_0}$, and $G \in \Lambda_{\varepsilon,f}$. Then $\mathbf{B}_\varepsilon(x; f) \leq G(x)$ for all $x \in \Omega_\varepsilon$.*

In order to prove this statement, we need some preparation.

Auxiliary lemmas. First, we need the following geometric lemma, which was proved both in [13] and [9].

Lemma 2.7. *Suppose $\varepsilon_1 > \varepsilon$. Then for any interval $I \subset \mathbb{R}$ and any function $\varphi \in \text{BMO}_\varepsilon(I)$ there exists a partition $I = I_- \cup I_+$ such that the line segment with the endpoints $x^\pm = (\langle \varphi \rangle_{I_\pm}, \langle \varphi^2 \rangle_{I_\pm})$ lies in Ω_{ε_1} entirely. Moreover, the parameters $\alpha_\pm = |I_\pm|/|I|$ can be chosen to be separated from 0 and 1 uniformly in I and φ .*

We also need the following statement about truncations of functions in $\text{BMO}(I)$.

Lemma 2.8. *Let $\varphi \in \text{BMO}(I)$, $c, d \in \mathbb{R}$, and $c < d$. Let $\varphi_{c,d}$ be the truncation of φ :*

$$\varphi_{c,d}(t) \stackrel{\text{def}}{=} \begin{cases} d, & \varphi(t) > d; \\ \varphi(t), & c \leq \varphi(t) \leq d; \\ c, & \varphi(t) < c. \end{cases}$$

Then $\langle \varphi_{c,d}^2 \rangle_J - \langle \varphi_{c,d} \rangle_J^2 \leq \langle \varphi^2 \rangle_J - \langle \varphi \rangle_J^2$ for every interval $J \subset I$.

A proof can be found in [8], it is also contained implicitly in [9]. This lemma immediately implies the following fact.

Corollary 2.9. *If $\varphi \in \text{BMO}_\varepsilon(I)$, then $\varphi_{c,d} \in \text{BMO}_\varepsilon(I)$.*

Now we discuss how a function $f \in \mathfrak{W}_{\varepsilon_0}$ and its first two derivatives behave at infinity.

Lemma 2.10. *If $f \in \mathfrak{W}_{\varepsilon_0}$, then the following limit relations are fulfilled:*

$$f^{(r)}(u)e^{-|u|/\varepsilon_0} \rightarrow 0 \quad \text{as } u \rightarrow \pm\infty \quad \text{for } r = 0, 1, 2. \quad (2.1)$$

Proof.

$$\begin{aligned} f''(u)e^{-|u|/\varepsilon_0} - f''(0) &= \int_0^u (f''(t)e^{-|t|/\varepsilon_0})' dt \\ &= \int_0^u f'''(t)e^{-|t|/\varepsilon_0} dt - \varepsilon_0^{-1} \operatorname{sign} u \int_0^u f''(t)e^{-|t|/\varepsilon_0} dt. \end{aligned}$$

Since $f \in \mathfrak{W}_{\varepsilon_0}$, we have the existence of the limits

$$\lim_{u \rightarrow \pm\infty} f''(u)e^{-|u|/\varepsilon_0}.$$

But if such limits exist, they must be equal to zero (because $f''(u)e^{-|u|/\varepsilon_0}$ is integrable). Similar reasoning for f' and f gives (2.1). \square

We are ready to prove Statement 2.6. It is worth noting that statements of this kind are a commonplace of the theory and they can be found in almost every article on the Bellman function method in analysis (a classical example is the paper [4]).

Proof of Statement 2.6. Let $0 < \tau < 1$. Consider the function

$$G_\tau(x_1, x_2) \stackrel{\text{def}}{=} G(\tau x_1, \tau^2 x_2).$$

We also define $f_\tau(x_1) \stackrel{\text{def}}{=} f(\tau x_1)$. It is easily seen that G_τ is continuous and locally concave in $\Omega_{\varepsilon/\tau}$. This function also satisfies the boundary condition

$$G_\tau(x_1, x_1^2) = f_\tau(x_1).$$

Next, consider a point $x \in \Omega_\varepsilon$. Fix a function $\varphi \in \text{BMO}_\varepsilon(I)$ such that $x = (\langle \varphi \rangle_I, \langle \varphi^2 \rangle_I)$. By x^σ we denote the Bellman point generated by the same function φ and a subinterval $\sigma \subset I$, i.e. $x^\sigma \stackrel{\text{def}}{=} (\langle \varphi \rangle_\sigma, \langle \varphi^2 \rangle_\sigma)$. By Lemma 2.7, there exists a partition $I = I_- \cup I_+$ such that the segment with the endpoints

x^{I^-} and x^{I^+} lies in $\Omega_{\varepsilon/\tau}$ entirely. Note that $x = x^I = \alpha_- x^{I^-} + \alpha_+ x^{I^+}$, where $\alpha_{\pm} = |I_{\pm}|/|I|$. Using the local concavity of G_{τ} , we get the inequality

$$|I| G_{\tau}(x) \geq |I_-| G_{\tau}(x^{I^-}) + |I_+| G_{\tau}(x^{I^+}). \quad (2.2)$$

We repeat the procedure described above for each subinterval I_{\pm} (treating φ as a function on the corresponding subinterval), after that we repeat it again for each of four subintervals obtained in the previous step, and so on. After n steps we have a collection D_n of 2^n subintervals that divide I . Using the local concavity of G_{τ} in each step, we get the estimate

$$|I| G_{\tau}(x) \geq \sum_{\sigma \in D_n} |\sigma| G_{\tau}(x^{\sigma}) = \int_I G_{\tau}(x^n(t)) dt,$$

where $x^n(t)$ is the step function taking the value x^{σ} on each interval $\sigma \in D_n$ ². Since α_{\pm} can be chosen to be separated from 0 and 1 uniformly, the lengths of the intervals tend to zero as n tends to infinity: $\max_{\sigma \in D_n} |\sigma| \rightarrow 0$ as $n \rightarrow \infty$. By the Lebesgue differentiation theorem, this implies that

$$x^n(t) \rightarrow (\varphi(t), \varphi^2(t))$$

for almost all $t \in I$. Suppose for a while that $\varphi \in L^{\infty}(I)$. Then the values of the functions $x^n(t)$ lie in some compact subset of Ω_{ε} . Therefore, since $G_{\tau}(x)$ is continuous, the sequence of functions $G_{\tau}(x^n(t))$ is uniformly bounded. Passing to the limit and using the boundary condition, we get

$$|I| G_{\tau}(x) \geq \int_I G_{\tau}(\varphi(t), \varphi^2(t)) dt = \int_I f_{\tau}(\varphi(t)) dt.$$

Now we lift the boundedness of φ and pass to the limit in τ . Consider the truncations $\varphi_m(t) \stackrel{\text{def}}{=} \varphi_{-m,m}(t)$ (the definition see in Lemma 5.5). By Lemma 2.8, they lie in the same ball $\text{BMO}_{\varepsilon}(I)$ as φ . Thus, since the functions φ_m are bounded, the estimate proved earlier is true for them:

$$|I| G_{\tau}(\langle \varphi_m \rangle_I, \langle \varphi_m^2 \rangle_I) \geq \int_I f_{\tau}(\varphi_m(t)) dt.$$

Since G is continuous, the left part tends to $G(x)$ as $m \rightarrow \infty$ and $\tau \rightarrow 1-$. Thus, it remains to pass to the corresponding limits in the right part of the inequality. The continuity of f implies that the integrands converge to

²The procedure just described is often called *the Bellman induction*.

$f(\varphi(t))$ pointwise. Therefore, in order to establish the convergence of the integrals, it remains to find an integrable majorant. Due to relation (2.1) for $r = 0$ and the continuity of f , the estimate $|f(s)| \leq C e^{|s|/\varepsilon_0}$ is fulfilled. Then we have

$$|f_\tau(\varphi_m(t))| \leq C \exp \frac{\tau|\varphi_m(t)|}{\varepsilon_0} \leq C \exp \frac{|\varphi(t)|}{\varepsilon_0} \leq C \left(\exp \frac{\varphi(t)}{\varepsilon_0} + \exp \frac{-\varphi(t)}{\varepsilon_0} \right).$$

The last expression is integrable by the integral John–Nirenberg inequality (see [13] or [9]), because $\varepsilon < \varepsilon_0$, and both φ and $-\varphi$ are in $\text{BMO}_\varepsilon(I)$. Passing to the limits, we finally get $G(x) \geq \mathbf{B}_\varepsilon(x)$.

2.3 Monge–Ampère equation

Let B be the minimal function in $\Lambda_{\varepsilon,f}$. Properties (i) and (ii), together with property (iii) being assumed and Statement 2.6, imply that we may treat B as a candidate for the Bellman function \mathbf{B}_ε . In this section, we present some reasoning (not intended to be rigorous) that allows us to reduce the problem of finding such a function to solving a certain partial differential equation (homogeneous Monge–Ampère equation).

As we will see later, for each point $x \in \Omega_\varepsilon$, there exists a function $\varphi \in \text{BMO}_\varepsilon(I)$ that realizes the supremum for the point x in the Bellman function definition (see (1.4)), i.e. $x = (\langle \varphi \rangle_I, \langle \varphi^2 \rangle_I)$ and $\mathbf{B}_\varepsilon(x) = \langle f(\varphi) \rangle_I$. If the functions G_τ from Statement 2.6 approximate \mathbf{B}_ε , then for the optimizer φ there exists a partition of I such that in (2.2) the equality is almost attained. In view of the local concavity of G_τ , this means that this function is almost linear on the segment $[x^{I-}, x^{I+}] \subset \Omega_{\varepsilon/\tau}$. This yields that our candidate B must be linear along some vector Θ_x , i.e. its second derivative along Θ_x vanishes at x :

$$\frac{\partial^2 B}{\partial \Theta_x^2} = \left(\frac{d^2 B}{dx^2} \Theta_x, \Theta_x \right) = 0, \quad (2.3)$$

where

$$\frac{d^2 B}{dx^2} = \begin{pmatrix} B_{x_1 x_1} & B_{x_1 x_2} \\ B_{x_2 x_1} & B_{x_2 x_2} \end{pmatrix}$$

(here all the functions are evaluated at x). On the other hand, since the function B is locally concave, it follows that the matrix of its second derivatives is negative semidefinite:

$$\frac{d^2 B}{dx^2} \leq 0.$$

Next, by virtue of (2.3), it cannot be *strictly* negative definite, so

$$\det \left(\frac{d^2 B}{dx^2} \right) = B_{x_1 x_1} B_{x_2 x_2} - B_{x_1 x_2}^2 = 0. \quad (2.4)$$

This is the homogeneous Monge–Ampère equation for B . Besides (2.4), the boundary condition $B(x_1, x_1^2) = f(x_1)$ and the inequalities $B_{x_1x_1} \leq 0$, $B_{x_2x_2} \leq 0$ must be fulfilled.

In order to solve equation (2.4), we will use the following consideration: the integral curves of the vector field Θ_x are straight lines and, what is more, all the partial derivatives of B are constant along them. We formulate this principle in the following statement, which has been proved, for example, in [15].

Statement 2.11. *Suppose Ω is a domain in \mathbb{R}^2 , and $G \in C^2(\Omega)$ is a function satisfying the homogeneous Monge–Ampère equation on Ω :*

$$G_{x_1x_1}G_{x_2x_2} - G_{x_1x_2}^2 = 0.$$

Let

$$t_1 = G_{x_1}, \quad t_2 = G_{x_2}, \quad \text{and} \quad t_0 = G - t_1x_1 - t_2x_2.$$

Suppose $G_{x_1x_1} \neq 0$ or $G_{x_2x_2} \neq 0$ at every point of Ω . Then the functions t_1 , t_2 , and t_0 are constant along the integral curves of the vector field that annihilates the quadratic form $\frac{d^2G}{dx^2}$ on Ω . The integral curves mentioned above (the extremals) are segments of the straight lines defined by the equation

$$x_1dt_1 + x_2dt_2 + dt_0 = 0. \tag{2.5}$$

Graphs of solutions of the homogeneous Monge–Ampère equation are called *developable* surfaces. All the properties of such solutions can be formulated in geometric terms. For example, the theorem presented above states that a developable surface is *ruled*. Concerning geometric interpretation, see, e.g. [6].

In view of Statement 2.11, we can assume that our domain Ω_ε can be split into subdomains of two kinds: domains where $\frac{d^2G}{dx^2} = 0$ (B is a linear function there) and domains where $\dim \text{Ker } \frac{d^2G}{dx^2} = 1$. Latter domains are foliated by straight-line segments such that the partial derivatives of B are constant along them. We will look for our Bellman function among the functions B corresponding to such foliations. The following definition fixes the notion of a *Bellman candidate*.

Definition 2.12. Consider a subdomain $\tilde{\Omega} \subset \Omega_\varepsilon$ and a finite collection of pairwise disjoint subdomains³ $\tilde{\Omega}^1, \dots, \tilde{\Omega}^m \subset \tilde{\Omega}$ whose union is $\tilde{\Omega}$. Consider some function $B \in C(\tilde{\Omega})$ that is locally concave in $\tilde{\Omega}$ and satisfies the boundary condition $B(x_1, x_1^2) = f(x_1)$. Suppose $B \in C^1(\tilde{\Omega}^i)$, $i = 1 \dots m$, and

³It is worth noting that here the notion of a domain has a wider meaning than usually: a domain is the union of a connected open set and any part of its boundary.

those subdomains $\tilde{\Omega}^i$ where B is not linear, are foliated by non-intersecting straight-line segments such that the partial derivatives of B are constant along them. Then we say that B is a Bellman candidate in $\tilde{\Omega}$.

From the above, it does not follow that such a function B solves the Monge–Ampère equation. However, all the Bellman candidates constructed below are C^2 -smooth in each of the corresponding domains $\tilde{\Omega}^1, \dots, \tilde{\Omega}^m$. Thus, since B is linear along the extremals, Monge–Ampère equation (2.4) is fulfilled in each domain $\tilde{\Omega}^i$ for such a candidate.

Another useful observation, helping us to construct Bellman candidates, is that the extremals, intersecting the upper boundary of Ω_ε , must be tangents to it (see *Principle 2* on the page 8 of [8]).

All of the above allows us to believe that our Bellman function can be found among the functions described in Definition 2.12. If we find some Bellman candidate B on the whole domain Ω_ε , the inequality $\mathbf{B}_\varepsilon \leq B$ will follow immediately from Statement 2.6. In order to verify the converse estimate $\mathbf{B}_\varepsilon \geq B$, we will construct, for each point $x \in \Omega_\varepsilon$, a function $\varphi \in \text{BMO}_\varepsilon(I)$ such that $x = (\langle \varphi \rangle_I, \langle \varphi^2 \rangle_I)$ and $B(x) = \langle f(\varphi) \rangle_I$. Such functions are called *optimizers*. General considerations on the construction of optimizers are stated in the next section.

2.4 Optimizers

First, we fix the notion an optimizer.

Definition 2.13. Let B be a Bellman candidate in the whole domain Ω_ε . A function φ defined on some interval I is called an optimizer for a point $x \in \Omega_\varepsilon$ if the following conditions are satisfied:

- (1) $\varphi \in \text{BMO}_\varepsilon(I)$;
- (2) $(\langle \varphi \rangle_I, \langle \varphi^2 \rangle_I) = x$;
- (3) $\langle f(\varphi) \rangle_I = B(x)$.

The first two properties mean that φ is one of the functions over which the supremum is taken in definition (1.4) of \mathbf{B}_ε (we will call such functions *test functions*). In view of Statement 2.6, the third property guarantees that the test function φ realizes this supremum. Therefore, a Bellman candidate for which an optimizer can be constructed in each point $x \in \Omega_\varepsilon$, coincides with \mathbf{B}_ε .

We notice that it suffices to consider only non-decreasing optimizers. Indeed, if we replace a function by its *increasing rearrangement*, the BMO-norm

does not increase (an increasing rearrangement of a function φ is a non-decreasing function φ^* such that the measure of the set $\{t \in I \mid \varphi(t) > \lambda\}$ is equal to the measure of the set $\{t \in I \mid \varphi^*(t) > \lambda\}$ for any $\lambda \in \mathbb{R}$). This statement was proved in [1]. In [3], it was employed for the calculation of the sharp constant c_2 in John–Nirenberg inequality (1.2). It is also clear that averages of the form $\langle h(\varphi) \rangle_I$ does not change when φ is replaced by its increasing rearrangement. All this implies that the supremum in (1.4) may be taken over the set of the non-decreasing functions satisfying the same conditions.

We will construct optimizers using the notion of *delivery curves*. The following reasoning, which is not intended to be rigorous, will lead us to the corresponding definition. Consider a non-decreasing optimizer φ . For it, each inequality in the Bellman induction (see the proof of Statement 2.6) turns into an equality. Thus, we must split the interval in such a way that the corresponding points move along the extremals that foliate the subdomains where the Bellman function is not linear (inside domains of the linearity, every segment is an extremal). If at each step of the Bellman induction we manage to choose an infinitesimal partition, i.e. cut off an arbitrarily small part from one side of the interval, then we get some curve inside the domain (the coordinates of its points are, in fact, the averages of φ and φ^2 over the larger of two intervals that are obtained after each cutting). If we cut off from the right side of the interval, then a resulting curve is called a *left* delivery curve (since we consider an increasing test function, this curve lays on the *left* of the point at which we begin the induction). This heuristic reasoning leads us to the following rigorous definition.

Definition 2.14. Suppose φ is some test function on $I = [l, r]$. A curve γ is called a left delivery curve if it is defined by the formula

$$\gamma(s) = (\langle \varphi \rangle_{[l,s]}, \langle \varphi^2 \rangle_{[l,s]}), \quad s \in (l, r], \quad (2.6)$$

and for all $s \in (l, r]$ the following equation is fulfilled:

$$B(\gamma(s)) = \langle f(\varphi) \rangle_{[l,s]}. \quad (2.7)$$

Cutting off from the left side of the interval, we come to the notion of a *right* delivery curve (it lies on the *right* of the initial point). The corresponding definition is symmetric to the definition of a left delivery curve.

Definition 2.15. Suppose φ is some test function on $I = [l, r]$. A curve γ is called a right delivery curve if it is defined by the formula

$$\gamma(s) = (\langle \varphi \rangle_{[s,r]}, \langle \varphi^2 \rangle_{[s,r]}), \quad s \in [l, r), \quad (2.8)$$

and for all $s \in [l, r)$ the following equation is fulfilled:

$$B(\gamma(s)) = \langle f(\varphi) \rangle_{[s,r]}. \quad (2.9)$$

Definitions 2.14 and 2.15 postulate that the restrictions $\varphi|_{[l,s]}$ are optimizers for the corresponding points $\gamma(s)$ of the left delivery curve (which lies, of course, in Ω_ε entirely), and the restrictions $\varphi|_{[s,r]}$ are optimizers for the points $\gamma(s)$ of the right delivery curve. Therefore, if we build a delivery curve, we automatically obtain the optimizers for all the points of this curve.

According to the procedure described above, delivery curves run along extremals. Thus, they can consist of some parts of extremals and arcs of the upper parabola. Also, if we take only non-decreasing test functions, then left delivery curves will run from left to right and right delivery curves will run from right to left (for right delivery curves, we assume that the “time” s runs backwards, i.e. from r to l).

We will build optimizers for some Bellman candidate B as follows. We will draw various curves along the extremals corresponding to our candidate. After that, we will construct functions $\varphi \in L^1(I)$ that generate these curves in the sense of (2.6) or (2.8). Next, we will verify that the obtained functions belong to $\text{BMO}_\varepsilon(I)$ and satisfy (2.7) or (2.9). The condition $\varphi \in \text{BMO}_\varepsilon(I)$ can be derived from general geometric considerations. The fact is that all our delivery curves turn out to be convex, because they are graphs of some convex function. In addition, their curvatures will not be too large: as a rule, any tangent to such a curve will lie under the upper boundary of Ω_ε . These properties can be explained by the fact that these curves must run along the upper parabola or straight extremals, which intersect the upper boundary tangentially. It turns out that if some function $\varphi \in L^1(I)$ generates a curve with the properties described above, then $\varphi \in \text{BMO}_\varepsilon(I)$. We formulate the corresponding statement in the local form, which is more convenient for further applications.

Lemma 2.16. *Let φ be an integrable function on $I = [l, r]$ and let γ be the curve generated by this function in the sense of (2.6). Suppose γ lies in Ω_ε entirely, coincides with the graph of a convex function, and is differentiable in some point $b \in I$. If the tangent to γ at the point $\gamma(b)$ lies below the upper boundary of Ω_ε , then all the Bellman points $x^{[a,b]} = (\langle \varphi \rangle_{[a,b]}, \langle \varphi^2 \rangle_{[a,b]})$, $l \leq a < b$, belong to Ω_ε .*

If the curve γ is generated by φ in the sense of (2.8), then the Bellman point $x^{[a,b]}$ is in Ω_ε provided the tangent to γ at the point $\gamma(a)$ lies below the upper parabola.

Proof. We prove only the first half of the lemma, the proof of the second is similar. Since the curve γ is convex, the point $\gamma(a)$ must lie above the tangent

to γ at the point $\gamma(b)$. The points $\gamma(a)$, $x^{[a,b]}$, and $\gamma(b)$ lie on one line and the last lies between the first two, because it is their convex combination. Thus, the point $x^{[a,b]}$ must lie below the tangent, and therefore, below the upper boundary of Ω_ε . On the other hand, by the Cauchy–Schwartz inequality, the point $x^{[a,b]}$ lies above the lower boundary.

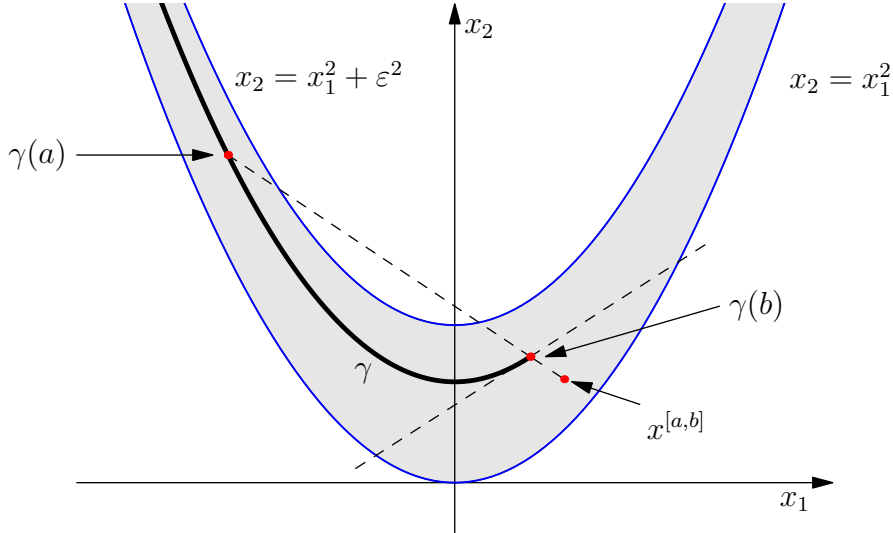


Figure 2: Illustration to the proof of Lemma 2.16.

As we have already mentioned, the symmetric situation when γ and φ satisfy relation (2.8), can be treated in a similar way. \square

3 Homogeneous families of extremals

As already noted, an extremal intersecting the upper parabola must touch it. In this chapter, we assume that some subdomain of Ω_ε is foliated by extremals that are tangential to the upper boundary, and look for a Bellman candidate in such a subdomain. In Section 3.1, we will see how such extremals must be arranged and how to calculate a Bellman candidate B corresponding to them (up to some constant of integration). In Section 3.2, we will consider the case when subdomains foliated by tangents are not bounded from one side. In such a situation, we will be able to specify the formula for our candidate B , i.e. to get rid of the integration constant mentioned above. It is worth noting that all the arguments in Sections 3.1 and 3.2 are, in fact, a repetition of the corresponding arguments in [8]. We state them here for completeness. In Section 3.3, using the approach described in Section 2.4, we will find delivery

curves and optimizers in the domains being considered. It will occur that the theory described in Sections 3.1, 3.2, and 3.3 is sufficient to obtain $B_\varepsilon(x; f)$ for $f \in \mathfrak{W}_{\varepsilon_0}^0$ with $c_0 = \pm\infty$, i.e. when the sign of f''' does not change (the case $f''' < 0$ corresponds to $c_0 = -\infty$, the case $f''' > 0$ corresponds to $c_0 = +\infty$). The corresponding theorems are stated in Section 3.4.

3.1 Family of tangents to the upper boundary

Consider the tangent to the upper parabola at a point $(w, w^2 + \varepsilon^2)$. Its segment lying in Ω_ε is given by the following relation:

$$x_2 = 2wx_1 + \varepsilon^2 - w^2, \quad \text{for } x_1 \in [w - \varepsilon, w + \varepsilon]. \quad (3.1)$$

Consider some hypothetical family of extremals (they are segments of straight lines) such that each of them is a tangent to the upper parabola. Parameterize this family by the first coordinate of tangency points $w \in (w_1, w_2)$. If the corresponding Bellman candidate B is not linear in both variables, then an extremal cannot contain the whole segment (3.1). Moreover, a tangency point $(w, w^2 + \varepsilon^2)$ is not an inner point of an extremal, otherwise such an extremal intersects with others. This can also be seen from convexity provided the function B is twice differentiable. Indeed, since the function $t_2 = B_{x_2}$ is constant along the extremals, it may be treated as a function of w . Thus, $B_{x_2x_2} = t_2'(w)w_{x_2}$. Further, using equation (3.1), we get

$$w_{x_2} = \frac{1}{2(x_1 - w)}.$$

Fixing w , we see that on the corresponding extremal the sign of $B_{x_2x_2}$ changes in a neighborhood of the point $x_1 = w$. But this contradicts the condition $B_{x_2x_2} \leq 0$.

Thus, each extremal line of our family lies either on the right of the point $(w, w^2 + \varepsilon^2)$ or on the left of it. Consider two families of extremals. The first consists of segments of tangents to the upper parabola that lie on the right of their tangency points. The second consists of those segments that lie on the left of the tangency points. We make the substitution $w = u - \varepsilon$ in the first case and $w = u + \varepsilon$ in the second, i.e. we parameterize the extremals by the first coordinate u of those points where they intersect the lower parabola. The parameter u runs over some interval $(u_1, u_2) = (w_1 \pm \varepsilon, w_2 \pm \varepsilon)$. Therefore, our families of the right and left tangents are described, respectively, by the following equations:

$$(R) \quad x_2 - 2(u - \varepsilon)x_1 + u^2 - 2u\varepsilon = 0, \quad u \in (u_1, u_2), \quad x_1 \in [u - \varepsilon, u];$$

$$(L) \quad x_2 - 2(u + \varepsilon)x_1 + u^2 + 2u\varepsilon = 0, \quad u \in (u_1, u_2), \quad x_1 \in [u, u + \varepsilon].$$

We look for a Bellman candidate on subdomains of Ω_ε that are foliated by families (R) or (L). We define such subdomains by $\Omega_R(u_1, u_2)$ and $\Omega_L(u_1, u_2)$, respectively (see Figures 3 and 4).

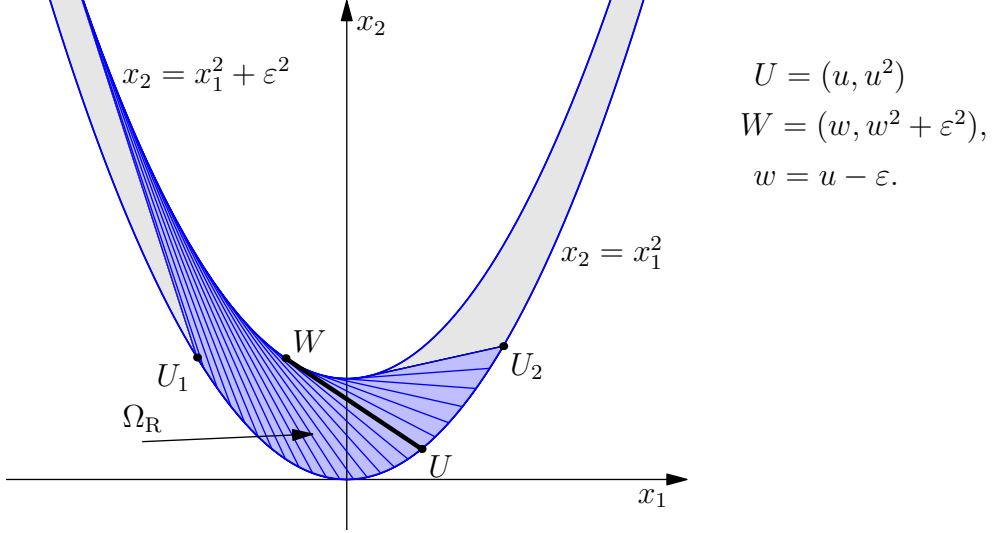


Figure 3: A domain Ω_R with the right tangents.

Expressing u in terms of x_1 and x_2 for the tangents (R) and (L), we obtain, respectively, the following relations:

$$u = u_R(x_1, x_2) = x_1 + \left(\varepsilon - \sqrt{\varepsilon^2 - (x_2 - x_1^2)} \right), \quad (3.2)$$

$$u = u_L(x_1, x_2) = x_1 - \left(\varepsilon - \sqrt{\varepsilon^2 - (x_2 - x_1^2)} \right). \quad (3.3)$$

From now on, we establish the following rule for our notation. Any point on the lower boundary is denoted by a capital Latin letter and the first coordinate of this point is denoted by the corresponding small letter. For example, we write U for (u, u^2) (see Figures 3 and 4).

Let B be a Bellman candidate on Ω_R or Ω_L . Since the function B must be linear on the linear extremals and satisfy the boundary condition $B(U) = f(u)$, it follows that B can be written as

$$B(x_1, x_2) = m(u)(x_1 - u) + f(u). \quad (3.4)$$

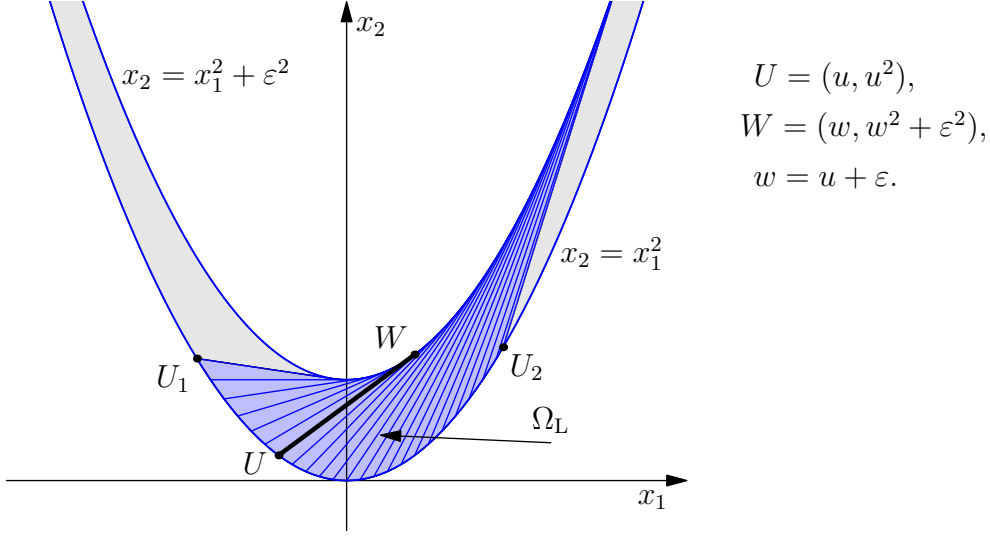


Figure 4: A domain Ω_L with the left tangents.

Consider case (R). Using representation (3.4) and the equation

$$u_{x_2} = \frac{1}{2(x_1 - u + \varepsilon)}, \quad (3.5)$$

by direct calculation, we obtain the following identity:

$$t_2 = B_{x_2} = \frac{m'(u)}{2} - \frac{\varepsilon m'(u) + m(u) - f'(u)}{2(x_1 - u + \varepsilon)}.$$

If u is fixed, the function t_2 must be constant. Therefore,

$$\varepsilon m'(u) + m(u) - f'(u) = 0; \quad (3.6)$$

$$t_2 = \frac{m'(u)}{2}. \quad (3.7)$$

All the solutions of equation (3.6) are of the form

$$m_R(u) = e^{-u/\varepsilon} \left(A + \varepsilon^{-1} \int_{u_1}^u f'(t) e^{t/\varepsilon} dt \right), \quad (3.8)$$

where A is an integration constant. It is clear that

$$A = e^{u_1/\varepsilon} m_R(u_1). \quad (3.9)$$

Substituting solution (3.8) into representation (3.4) and expressing u in terms of x by (3.2), we obtain a family of functions (we still have a free parameter

A) whose derivatives are constant along extremals (R) foliating $\Omega_{\text{R}}(u_1, u_2)$. We denote such functions by $B^{\text{R}}(x; u_1, u_2)$.

Next, by virtue of (3.7), we can write

$$B_{x_2x_2}^{\text{R}} = t'_2(u)u_{x_2} = \frac{m''_{\text{R}}(u)u_{x_2}}{2}.$$

Using this equation and identity (3.5), we see that the condition $B_{x_2x_2}^{\text{R}} \leq 0$ is equivalent to $m''_{\text{R}}(u) \leq 0$, $u \in (u_1, u_2)$. We recall that this condition is necessary for the local concavity of $B^{\text{R}}(x; u_1, u_2)$. But in the situation being considered, this condition is also sufficient for the local concavity of the candidate. Indeed, if it is satisfied, then the function B^{R} is concave along the direction x_2 and linear along an extremal. Since these directions are non-collinear, it follows that B^{R} is locally concave.

Now we obtain a formula for m''_{R} . Differentiating equation (3.6) twice and solving it with respect to m'' , we get

$$m''_{\text{R}}(u) = e^{(u_1-u)/\varepsilon}m''_{\text{R}}(u_1) + \varepsilon^{-1}e^{-u/\varepsilon} \int_{u_1}^u f'''(t)e^{t/\varepsilon} dt. \quad (3.10)$$

Reasoning for extremals (L) in a similar way, we get the following relations:

$$-\varepsilon m'(u) + m(u) - f'(u) = 0; \quad (3.11)$$

$$t_2 = B_{x_2} = \frac{m'(u)}{2}. \quad (3.12)$$

All the solutions of equation (3.11) have the following form:

$$m_{\text{L}}(u) = e^{u/\varepsilon} \left(A + \varepsilon^{-1} \int_u^{u_2} f'(t)e^{-t/\varepsilon} dt \right), \quad (3.13)$$

where

$$A = e^{-u_2/\varepsilon}m_{\text{L}}(u_2).$$

Setting $m(u) = m_{\text{L}}(u)$ in (3.4) and expressing u in terms of x by relation (3.3), we obtain the function $B(x) = B^{\text{L}}(x; u_1, u_2)$ on $\Omega_{\text{L}}(u_1, u_2)$ with the partial derivatives that are constant along extremals (L). The local concavity of the function B^{L} is equivalent to the condition $m''_{\text{L}}(u) \geq 0$ for all $u \in (u_1, u_2)$, and $m''_{\text{L}}(u)$ satisfies

$$m''_{\text{L}}(u) = e^{(u-u_2)/\varepsilon}m''_{\text{L}}(u_2) + \varepsilon^{-1}e^{u/\varepsilon} \int_u^{u_2} f'''(t)e^{-t/\varepsilon} dt. \quad (3.14)$$

We summarize this section.

Proposition 3.1. *Suppose the subdomain $\Omega_{\mathbb{R}}(u_1, u_2) \subset \Omega_\varepsilon$ is foliated by extremals (R) entirely. Then a Bellman candidate in this subdomain has the form*

$$B^{\mathbb{R}}(x; u_1, u_2) = m_{\mathbb{R}}(u)(x_1 - u) + f(u), \quad (3.15)$$

where $m_{\mathbb{R}}(u)$ satisfies (3.8) and $u = u_{\mathbb{R}}(x_1, x_2)$ can be calculated by (3.2). Besides, the function $m_{\mathbb{R}}''(u)$ must satisfy $m_{\mathbb{R}}''(u) \leq 0$, $u \in (u_1, u_2)$.

If the subdomain $\Omega_{\mathbb{L}}(u_1, u_2) \subset \Omega_\varepsilon$ is foliated by extremals (L) entirely, then all the Bellman candidates in it have the form

$$B^{\mathbb{L}}(x; u_1, u_2) = m_{\mathbb{L}}(u)(x_1 - u) + f(u), \quad (3.16)$$

where $m_{\mathbb{L}}(u)$ satisfies (3.13) and $u = u_{\mathbb{L}}(x_1, x_2)$ is calculated by (3.3). Besides, we must require that $m_{\mathbb{L}}''(u) \geq 0$, $u \in (u_1, u_2)$.

3.2 Family of tangents coming from $\pm\infty$

Consider a domain $\Omega_{\mathbb{R}}(-\infty, u_2)$ unbounded on the left and foliated by the right tangents. It turns out that the Bellman candidate $B^{\mathbb{R}}(x; -\infty, u_2)$ in it can be chosen uniquely by minimality considerations. Similarly, if we consider a subdomain $\Omega_{\mathbb{L}}(u_1, +\infty)$ unbounded on the right, the minimal Bellman candidate $B^{\mathbb{L}}(x; u_1, +\infty)$ can also be chosen uniquely.

From (3.10), (3.6), and (3.9) it follows easily that

$$\varepsilon m_{\mathbb{R}}''(u)e^{u/\varepsilon} = (f''(u_1) - \varepsilon^{-1}f'(u_1))e^{u_1/\varepsilon} + \varepsilon^{-1}A + \int_{u_1}^u f'''(t)e^{t/\varepsilon} dt.$$

Let $u_1 = -\infty$. Using limit relations (2.1), we get

$$\varepsilon m_{\mathbb{R}}''(u)e^{u/\varepsilon} = \varepsilon^{-1}A + \int_{-\infty}^u f'''(t)e^{t/\varepsilon} dt.$$

Since $m_{\mathbb{R}}''(u) \leq 0$ for all $u \in (-\infty, u_2)$ and integral on the right-hand side tends to zero as $u \rightarrow -\infty$, we have $A \leq 0$. On the other hand,

$$B^{\mathbb{R}}(x; -\infty, u_2) = e^{-u/\varepsilon} \left[A + \varepsilon^{-1} \int_{-\infty}^u f'(t)e^{t/\varepsilon} dt \right] (x_1 - u) + f(u),$$

and since $x_1 \leq u$, the expression on the right is minimal when $A = 0$. Therefore, $m_{\mathbf{R}}(u) = m_{\mathbf{R}}(u; -\infty)$, where

$$m_{\mathbf{R}}(u; -\infty) = \varepsilon^{-1} e^{-u/\varepsilon} \int_{-\infty}^u f'(t) e^{t/\varepsilon} dt; \quad (3.17)$$

$$m_{\mathbf{R}}''(u; -\infty) = \varepsilon^{-1} e^{-u/\varepsilon} \int_{-\infty}^u f'''(t) e^{t/\varepsilon} dt. \quad (3.18)$$

Treating the case of left extremals (L) for $u_2 = +\infty$ in a similar way, we have $m_{\mathbf{L}}(u) = m_{\mathbf{L}}(u; +\infty)$, where

$$m_{\mathbf{L}}(u; +\infty) = \varepsilon^{-1} e^{u/\varepsilon} \int_u^{+\infty} f'(t) e^{-t/\varepsilon} dt; \quad (3.19)$$

$$m_{\mathbf{L}}''(u; +\infty) = \varepsilon^{-1} e^{u/\varepsilon} \int_u^{+\infty} f'''(t) e^{-t/\varepsilon} dt. \quad (3.20)$$

We sum up the results of this section in the following proposition.

Proposition 3.2. *Suppose the subdomain $\Omega_{\mathbf{R}}(-\infty, u_2) \subset \Omega_{\varepsilon}$ is foliated by extremals (R) entirely. In this domain, we define the function $B^{\mathbf{R}}$ by the formula*

$$B^{\mathbf{R}}(x; -\infty, u_2) = m_{\mathbf{R}}(u; -\infty) (x_1 - u) + f(u), \quad (3.21)$$

where $m_{\mathbf{R}}(u; -\infty)$ is given by (3.17) and $u = u_{\mathbf{R}}(x_1, x_2)$ can be calculated by (3.2). Also assume that

$$m_{\mathbf{R}}''(u; -\infty) \leq 0, \quad u \in (-\infty, u_2),$$

where $m_{\mathbf{R}}''(u; -\infty)$ is calculated by (3.18). Then $B^{\mathbf{R}}(x; -\infty, u_2)$ is the minimal Bellman candidate in $\Omega_{\mathbf{R}}(-\infty, u_2)$.

Next, suppose the subdomain $\Omega_{\mathbf{L}}(u_1, +\infty) \subset \Omega_{\varepsilon}$ is foliated by extremals (L). In this domain, we consider the function $B^{\mathbf{L}}$ defined by the formula

$$B^{\mathbf{L}}(x; u_1, +\infty) = m_{\mathbf{L}}(u; +\infty) (x_1 - u) + f(u), \quad (3.22)$$

where $m_{\mathbf{L}}(u; +\infty)$ is given by (3.19) and $u = u_{\mathbf{L}}(x_1, x_2)$ can be calculated by (3.3). Also we assume that

$$m_{\mathbf{L}}''(u; +\infty) \geq 0, \quad u \in (u_1, +\infty).$$

Then $B^{\mathbf{L}}(x; u_1, +\infty)$ is the minimal Bellman candidate in $\Omega_{\mathbf{L}}(u_1, +\infty)$.

3.3 Optimizers for the families of tangents

Let B be a Bellman candidate in the whole domain Ω_ε . We also assume that some part $\Omega_R(u_1, u_2)$ of Ω_ε is foliated by the right extremal tangents.

From Section 2.4, it follows that delivery curves in Ω_R run along the upper parabola or along the tangents. Also, it can be easily seen that these delivery curves must be left. Indeed, draw a delivery curve up to some point on the upper boundary. By the definition of delivery curves, if we cut off a small interval from the domain of a test function, we get an optimizer for the Bellman point corresponding to the residual interval. This point must be close to the initial point, and the Bellman point corresponding to the small interval can be located far away, almost on the lower boundary. Since the points corresponding to this split run almost along a right extremal tangent, the distant point must be on the right of the initial point. Therefore, the curve runs from the left.

Consider the point $W_1 = (u_1 - \varepsilon, (u_1 - \varepsilon)^2 + \varepsilon^2)$ on the upper parabola. Suppose some convex delivery curve γ runs from a neighbor subdomain and ends at W_1 (i.e. $\gamma(r) = W_1$). We will see that this curve can be continued up to each point of Ω_R in the way shown on Figure 5: we continue it along the upper parabola and, after that, along the tangent leading to the destination point. Therefore, we will obtain optimizers for all the points of Ω_R . The point W_1 is called *an entry node*: the information from the neighbor subdomain is transmitted through it only.

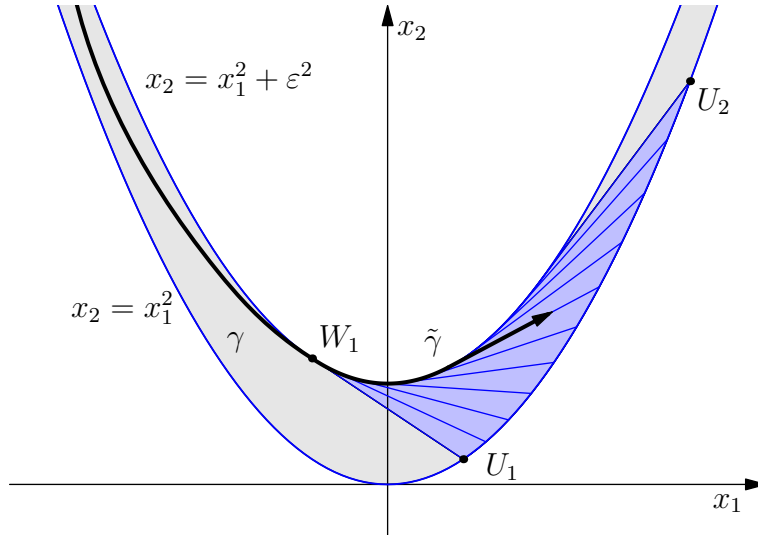


Figure 5: Delivery curves in Ω_R .

For a subdomain $\Omega_L(u_1, u_2)$ foliated by the left tangents, the situation is symmetric. The point $W_2 = (u_2 + \varepsilon, (u_2 + \varepsilon)^2 + \varepsilon^2)$ is its entry node. If a convex right delivery curve γ reaches this point (i.e. $\gamma(l) = W_2$), then γ can be continued up to each point in $\Omega_L(u_1, u_2)$ (see Figure 6).

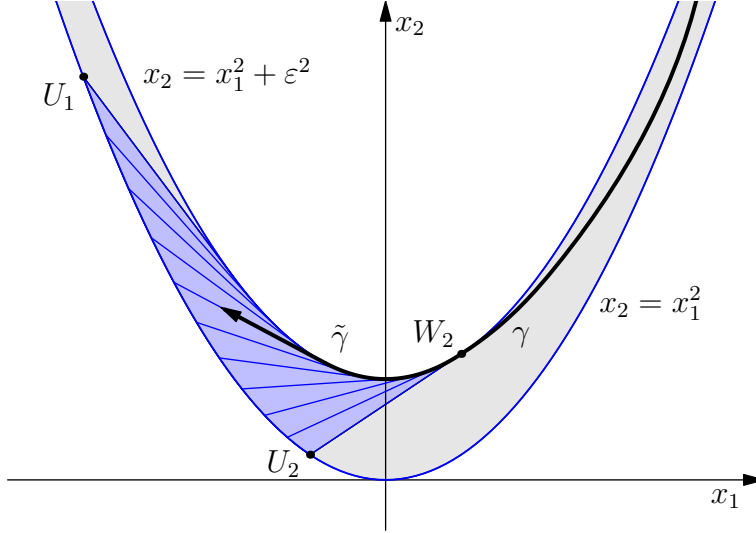


Figure 6: Delivery curves in Ω_L .

Points on the upper parabola. Let γ be a convex left delivery curve that is generated by a test function φ defined on the segment $I = [l, r]$. Also, suppose it ends at the entry node W_1 of the domain $\Omega_R(u_1, u_2)$. First, we prove that this curve can be continued up to any point $W \in \Omega_R(u_1, u_2)$, lying on the upper boundary, in such a way that the resulting curve $\tilde{\gamma}$ will also be a left delivery curve.

Since delivery curves run either along extremals or along the upper parabola and extremals touch the upper parabola, we may assume that the convex curve γ also touches the upper parabola at the point W_1 . Thus, the curve $\tilde{\gamma}$ cannot avoid being convex. But we do not regard these considerations as rigorous, and so the convexity of $\tilde{\gamma}$ will appear as a requirement.

Now, continue the left delivery curve γ along the upper parabola with preservation of the convexity. In order to prove that the continuation $\tilde{\gamma}$ is also a left delivery curve, we must construct a test function $\tilde{\varphi}$ defined on some segment $[l, \tilde{r}]$, $\tilde{r} > r$, such that $\tilde{\gamma}$ is generated by this function in the sense of (2.6) and relation (2.7) is fulfilled for $\tilde{\varphi}$ and $\tilde{\gamma}$.

We set $\tilde{\varphi}(s) = \varphi(s)$ for $s \in I$. The question is how to define $\tilde{\varphi}(s)$ for $s > r$. For $s > r$, the curve $\tilde{\gamma}(s) = (\tilde{\gamma}_1(s), \tilde{\gamma}_2(s))$ runs along the upper

parabola, so

$$\tilde{\gamma}_1(s) = \frac{1}{s-l} \int_l^s \tilde{\varphi}(t) dt \quad \text{and} \quad \tilde{\gamma}_2(s) = \frac{1}{s-l} \int_l^s \tilde{\varphi}^2(t) dt = \tilde{\gamma}_1^2(s) + \varepsilon^2.$$

Therefore,

$$\tilde{\varphi}^2(s) = ([(s-l)\tilde{\gamma}_1]')^2 = ((s-l)(\tilde{\gamma}_1^2 + \varepsilon^2))',$$

i.e.

$$\tilde{\gamma}_1^2 + 2(s-l)\tilde{\gamma}_1\tilde{\gamma}_1' + ((s-l)\tilde{\gamma}_1')^2 = \tilde{\gamma}_1^2 + 2(s-l)\tilde{\gamma}_1\tilde{\gamma}_1' + \varepsilon^2.$$

Since we build the left delivery curve, we expect the function $\tilde{\gamma}_1$ to be non-decreasing. Therefore, taking the square root, we obtain

$$\tilde{\gamma}_1'(s) = \frac{\varepsilon}{s-l}. \quad (3.23)$$

Note that the other root gives us the backwards motion along the parabola. Solving the equation (3.23), we get

$$\tilde{\gamma}_1(s) = \varepsilon \log(s-l) + c, \quad (3.24)$$

and

$$\tilde{\varphi}(s) = ((s-l)\tilde{\gamma}_1)' = \varepsilon \log(s-l) + c + \varepsilon. \quad (3.25)$$

Now, using the continuity of the delivery curve at $s = r$, we obtain the constant in (3.24) and (3.25):

$$u_1 - \varepsilon = \gamma_1(r) = \tilde{\gamma}_1(r) = \varepsilon \log(r-l) + c.$$

Therefore, $c = u_1 - \varepsilon \log(r-l) - \varepsilon$ and equation (3.25) takes the form

$$\tilde{\varphi}(s) = \varepsilon \log \frac{s-l}{r-l} + u_1, \quad s \in (r, \tilde{r}], \quad (3.26)$$

where the choice of \tilde{r} depends on the point we want to reach.

Now we verify that $\tilde{\varphi}$ is an admissible test function and $\tilde{\gamma}$ is a left delivery curve generated by this function, i.e, we prove the following statement.

Proposition 3.3. *Consider a subdomain $\Omega_{\mathbb{R}}(u_1, u_2)$, $u_1 > -\infty$, foliated by the right tangents. Suppose some test function φ defined on $I = [l, r]$ generates a convex left delivery curve γ that lies on the left of $\Omega_{\mathbb{R}}$ and ends at the entry node $W_1 = (u_1 - \varepsilon, (u_1 - \varepsilon)^2 + \varepsilon^2)$ (i.e., $\gamma(r) = W_1$). We continue this curve to the right along the upper parabola without leaving $\Omega_{\mathbb{R}}$. If the resulting curve $\tilde{\gamma}$ is convex, then it is a left delivery curve generated by the test function*

$$\tilde{\varphi}(s) = \begin{cases} \varphi(s), & s \in I; \\ \varepsilon \log \frac{s-l}{r-l} + u_1, & s \in [r, \tilde{r}]. \end{cases}$$

Proof. The fact that $\tilde{\varphi}$ generates $\tilde{\gamma}$ in the sense of (2.6) follows from the construction of $\tilde{\varphi}$ (see the above considerations). It remains to verify two points. First, it must be proved that $\tilde{\varphi}$ belongs to $\text{BMO}_\varepsilon([l, \tilde{r}])$. Second, we must verify relation (2.7) for the function $\tilde{\varphi}$, the curve $\tilde{\gamma}$, and the candidate B .

The fact that $\tilde{\varphi} \in \text{BMO}_\varepsilon([l, \tilde{r}])$ follows from the geometric lemma 2.16. Indeed, if $[a, b] \subset I$, then the Bellman point $x^{[a, b]}$ is in Ω_ε , because $\varphi \in \text{BMO}_\varepsilon(I)$. If $b > r$, then the conditions of the lemma just mentioned are fulfilled.

We turn to verification of (2.7). In Ω_R , the Bellman candidate B coincides with B^R (see Proposition 3.1). Therefore, we must check that

$$B^R(\tilde{\gamma}(s); u_1, u_2) = \langle f(\tilde{\varphi}) \rangle_{[l, s]}, \quad s \in (r, \tilde{r}].$$

By (3.15) and (3.8), we have

$$B^R(\tilde{\gamma}(s)) = -e^{-u/\varepsilon} \left(\varepsilon A + \int_{u_1}^u f'(t) e^{t/\varepsilon} dt \right) + f(u), \quad (3.27)$$

where $u = \tilde{\gamma}_1(s) + \varepsilon$. On the other hand, using the same relations and the continuity of B , we get

$$B(\gamma(r)) = -\varepsilon e^{-u_1/\varepsilon} A + f(u_1).$$

Now, expressing A in terms of $B(\gamma(r))$, substituting the resulting expression into (3.27), and then integrating by parts, we have

$$\begin{aligned} B^R(\tilde{\gamma}(s)) &= e^{(u_1-u)/\varepsilon} B(\gamma(r)) - \int_{u_1}^u f'(t) e^{(t-u)/\varepsilon} dt - e^{(u_1-u)/\varepsilon} f(u_1) + f(u) \\ &= e^{(u_1-u)/\varepsilon} B(\gamma(r)) + \int_{u_1}^u f(t) d(e^{(t-u)/\varepsilon}). \end{aligned}$$

Further, using (3.24), we obtain

$$e^{(u_1-u)/\varepsilon} = e^{(\gamma_1(r) - \gamma_1(s))/\varepsilon} = \frac{r-l}{s-l}.$$

We make the substitution $t = \tilde{\varphi}(\tau)$. Using formula (3.26) and the previous equation, we get

$$e^{(t-u)/\varepsilon} = \frac{\tau-l}{r-l} e^{(u_1-u)/\varepsilon} = \frac{\tau-l}{s-l}.$$

It follows from the above that τ runs over $(r, s]$ provided t runs over $(u_1, u]$. Using the substitution just described and the fact that $B(\gamma(r)) = \langle f(\varphi) \rangle_{[l, r]}$, we have

$$\begin{aligned} B^R(\tilde{\gamma}(s)) &= \frac{r-l}{s-l} B(\gamma(r)) + \frac{1}{s-l} \int_r^s f(\tilde{\varphi}(\tau)) d\tau \\ &= \frac{1}{s-l} \int_l^s f(\tilde{\varphi}(\tau)) d\tau = \langle f(\tilde{\varphi}) \rangle_{[l, s]}. \end{aligned}$$

This concludes the proof. \square

Similarly, we can prove a symmetric proposition for $\Omega_L(u_1, u_2)$, $u_2 < +\infty$.

Proposition 3.4. *Consider a subdomain $\Omega_L(u_1, u_2)$, $u_2 < +\infty$, foliated by the left tangents. Suppose some test function φ defined on $I = [l, r]$ generates a convex right delivery curve γ that lies on the right of Ω_L and ends at the entry node $W_2 = (u_2 + \varepsilon, (u_2 + \varepsilon)^2 + \varepsilon^2)$ (i.e., $\gamma(l) = W_2$). We continue this curve to the left along the upper parabola without leaving Ω_L . If the resulting curve $\tilde{\gamma}$ is convex, then it is a right delivery curve generated by the test function*

$$\tilde{\varphi}(s) = \begin{cases} \varepsilon \log \frac{r-l}{r-s} + u_2, & s \in [\tilde{l}, l]; \\ \varphi(s), & s \in I. \end{cases}$$

Points inside the domain. We have explained how to continue delivery curves from entry node W_1 (or W_2) to a point in Ω_R (respectively, in Ω_L) lying on the upper parabola. It occurs that each of the other points in these subdomains (but the points on the lower boundary) can be reached if we continue the delivery curve along the corresponding tangent that contains this point.

Now, let γ be a left delivery curve that is generated by a test function φ defined on $I = [l, r]$. Suppose we have continued this curve from the point $\gamma(r)$ along some straight-line segment that ends at some point U on the lower boundary (e.g. along an extremal tangent). We want to find a function $\tilde{\varphi}$ that generates the resulting curve $\tilde{\gamma}$. Set $\tilde{\varphi}(s) = \varphi(s)$ for $s \in I$ and consider the case $s > r$. Since three points $\tilde{\gamma}(r)$, $\tilde{\gamma}(s)$, and U lie on a single line, we have

$$\frac{u^2 - \tilde{\gamma}_2(s)}{u - \tilde{\gamma}_1(s)} = \frac{u^2 - \gamma_2(r)}{u - \gamma_1(r)},$$

i.e.

$$(u - \gamma_1(r)) \left((s - l)u^2 - \int_l^s \tilde{\varphi}^2 \right) = (u^2 - \gamma_2(r)) \left((s - l)u - \int_l^s \tilde{\varphi} \right).$$

Differentiating this identity with respect to s , we obtain the quadratic equation on $\tilde{\varphi}(s)$:

$$(u - \gamma_1(r))(u^2 - \tilde{\varphi}^2(s)) = (u^2 - \gamma_2(r))(u - \tilde{\varphi}(s)).$$

We will see that its solution $\tilde{\varphi}(s) = u$, $s > r$, is suitable for us. The second solution corresponds to the reverse motion along the straight line containing the segment $[\gamma(r), U]$.

It turns out that the following three conditions are sufficient for $\tilde{\gamma}$ to be a delivery curve: the curve $\tilde{\gamma}$ must still be convex, the straight line that contains $[\gamma(r), U]$ must lie below the upper boundary of Ω_ε , and the Bellman candidate B must be linear along the segment $[\gamma(r), U]$. In our situation where a delivery curve is continued in Ω_R along one of the extremal tangents, all these conditions are surely satisfied.

We prove the following general proposition.

Proposition 3.5. *Let γ be a convex left delivery curve that is generated by a test function φ defined on $I = [l, r]$. We draw a straight-line segment from the point $\gamma(r)$ to some point U on the lower boundary with preservation of the convexity. Suppose B is linear on the segment $[\gamma(r), U]$ and the line containing this segment lies below the upper boundary. Then we can continue γ up to any point inside $[\gamma(r), U]$ so that the resulting curve $\tilde{\gamma}$ will also be a left delivery curve. In this case, the curve $\tilde{\gamma}$ is generated by the test function*

$$\tilde{\varphi}(s) = \begin{cases} \varphi(s), & s \in I; \\ u, & s \in [r, \tilde{r}]. \end{cases}$$

Proof. We must verify (2.6) and (2.7) for $\tilde{\varphi}$, $\tilde{\gamma}$, and B . We must also make sure that $\tilde{\varphi} \in \text{BMO}_\varepsilon([l, \tilde{r}])$.

Let $s \in (r, \tilde{r}]$. For such s , we verify that the points of the curve $\tilde{\gamma}(s) = (\langle \tilde{\varphi} \rangle_{[l, s]}, \langle \tilde{\varphi}^2 \rangle_{[l, s]})$ get into $[\gamma(r), U]$. We also check that we can reach any point inside $[\gamma(r), U]$ provided \tilde{r} is sufficiently large. Indeed, we have the identity

$$\int_l^s \tilde{\varphi}^k(t) dt = \int_l^r \varphi^k(t) dt + (s - r)u^k, \quad \text{for } k = 1, 2,$$

which implies the representation

$$\tilde{\gamma}(s) = \alpha_- \gamma(r) + \alpha_+ U, \quad \text{where} \quad \alpha_- = \frac{r-l}{s-l} \quad \text{and} \quad \alpha_+ = \frac{s-r}{s-l}. \quad (3.28)$$

Thus, we have proved that $\tilde{\gamma}$ and $\tilde{\varphi}$ are related by (2.6).

The fact that $\tilde{\varphi}$ belongs to $\text{BMO}_\varepsilon([l, \tilde{r}])$ follows from the geometric lemma 2.16.

It remains to verify equation (2.7). Using the linearity of B on $[\gamma(r), U]$ and representation (3.28), we obtain

$$\begin{aligned} B(\tilde{\gamma}(s)) &= \alpha_- B(\gamma(r)) + \alpha_+ B(U) \\ &= \frac{r-l}{s-l} \langle f(\varphi) \rangle_{[l,r]} + \frac{s-r}{s-l} f(u) \\ &= \frac{1}{s-l} \left(\int_l^r f(\varphi(t)) dt + \int_r^s f(u) dt \right) \\ &= \langle f(\tilde{\varphi}) \rangle_{[l,s]}. \end{aligned}$$

The proposition is proved. \square

Similarly, we can prove a symmetric statement for right delivery curves.

Proposition 3.6. *Let γ be a convex right delivery curve that is generated by a test function φ defined on $I = [l, r]$. We draw a straight-line segment from the point $\gamma(l)$ to some point U on the lower boundary with preservation of the convexity. Suppose B is linear on the segment $[U, \gamma(l)]$ and the line containing this segment lies below the upper parabola. Then we can continue γ up to any point inside $[U, \gamma(l)]$ so that the resulting curve $\tilde{\gamma}$ will also be a right delivery curve. In this case, the curve $\tilde{\gamma}$ is generated by the test function*

$$\tilde{\varphi}(s) = \begin{cases} u, & s \in [\tilde{l}, l]; \\ \varphi(s), & s \in I. \end{cases}$$

Applying Propositions 3.3 and 3.5 for the case $\Omega_R(u_1, u_2)$ or Propositions 3.4 and 3.6 for the case $\Omega_L(u_1, u_2)$, we can continue delivery curves from entry nodes up to any points of these domains, except the points on the lower boundary. But for each point U on the lower boundary, we can take the optimizer φ to be equal to u on the whole interval I , because of the boundary condition (although it is clear without any optimizers that \mathbf{B}_ε and B coincide on the lower boundary).

It is worth mentioning that we only continue delivery curves already constructed, but not build new ones, i.e. we require some information from

the left neighbor of Ω_R or from the right neighbor of Ω_L . In [8], the domain $\Omega_R(u_1, u_2)$ with $u_1 \neq -\infty$ was called *left-incomplete*, and the domain $\Omega_L(u_1, u_2)$ with $u_2 \neq +\infty$ was called *right-incomplete*.

Unbounded domains. Discuss domains $\Omega_R(-\infty, u_2)$ and $\Omega_L(u_1, +\infty)$ unbounded on one side. As usual, we treat in detail only $\Omega_R(-\infty, u_2)$ and left delivery curves in it. It turns out that we can draw a left delivery curve from $-\infty$ to every point of this domain (except the points on the lower boundary). At this time, we do not need any extra information.

Consider some curve $\gamma = (\gamma_1, \gamma_2)$ that runs along the upper parabola from $-\infty$ up to some point $W = (w, w^2 + \varepsilon^2)$. According to the arguments preceding Proposition 3.3, such a curve is generated by the function

$$\varphi(s) = \varepsilon \log(s - l) + c + \varepsilon$$

defined on $I = [l, r]$, and

$$\gamma_1(s) = \varepsilon \log(s - l) + c.$$

We set $I = [l, r] = [0, 1]$ and calculate c :

$$w = \gamma_1(1) = c.$$

As usual, the fact that φ lies in $BMO_\varepsilon(I)$ follows from Lemma 2.16. In order to prove equation (2.7), we must repeat the corresponding reasoning from the proof of Proposition 3.3. But now we must integrate from $-\infty$ and the constant A is equal to zero. We got the following statement.

Proposition 3.7. *Consider a subdomain $\Omega_R(-\infty, u_2)$ foliated by the right tangents. If a point $W = (w, w^2 + \varepsilon^2)$ of the upper parabola lies in this subdomain, then we can construct a left delivery curve running along the upper parabola from $-\infty$ to W . Such a curve is generated by the test function*

$$\varphi(s) = \varepsilon \log s + w + \varepsilon, \quad s \in [0, 1].$$

For $\Omega_L(u_1, +\infty)$, we can formulate a symmetric proposition about right delivery curves running along the upper parabola.

Proposition 3.8. *Consider a subdomain $\Omega_L(-\infty, u_2)$ foliated by the left tangents. If a point $W = (w, w^2 + \varepsilon^2)$ of the upper parabola lies in this subdomain, then we can construct a right delivery curve running along the upper parabola from $+\infty$ to W . Such a curve is generated by the test function*

$$\varphi(s) = -\varepsilon \log(1 - s) + w - \varepsilon, \quad s \in [0, 1].$$

Concerning the points of $\Omega_{\mathbb{R}}(-\infty, u_2)$ and $\Omega_{\mathbb{L}}(-\infty, u_2)$ not lying on the upper boundary, we can continue our delivery curves up to them using Propositions 3.5 and 3.6. Thus, we have obtained the optimizers for all the points of this domains. In [8], if no extra information from neighbors was required for a domain, it was called *complete*.

3.4 Function f''' does not change its sign

It is stated in Proposition 3.2 that the function $B^{\mathbb{R}}(x; -\infty, +\infty)$, defined by (3.21), is a Bellman candidate in the whole domain Ω_ε provided f satisfies some integral condition. Thus, from Statement 2.6, it follows that $\mathbf{B}_\varepsilon \leq B^{\mathbb{R}}$. On the other hand, we have constructed (see the previous section) optimizers for all the points of the domain $\Omega_{\mathbb{R}}(-\infty, +\infty) = \Omega_\varepsilon$. This gives us the converse inequality $\mathbf{B}_\varepsilon \geq B^{\mathbb{R}}$. We come to the following theorem.

Theorem 3.9. *Suppose $0 < \varepsilon < \varepsilon_0$, $f \in \mathfrak{W}_{\varepsilon_0}$, and*

$$\int_{-\infty}^u f'''(t)e^{t/\varepsilon} dt \leq 0, \quad \forall u \in \mathbb{R}.$$

Then

$$\mathbf{B}_\varepsilon(x; f) = B^{\mathbb{R}}(x; -\infty, +\infty),$$

where the function on the right is defined by (3.21).

Using the second part of Proposition 3.2 and the optimizers constructed in the previous section, we get the symmetric theorem.

Theorem 3.10. *Suppose $0 < \varepsilon < \varepsilon_0$, $f \in \mathfrak{W}_{\varepsilon_0}$, and*

$$\int_u^{+\infty} f'''(t)e^{-t/\varepsilon} dt \geq 0, \quad \forall u \in \mathbb{R}.$$

Then

$$\mathbf{B}_\varepsilon(x; f) = B^{\mathbb{L}}(x; -\infty, +\infty),$$

where the function on the right is defined by (3.22).

Obviously, these theorems treat the case where f''' has one and the same sign a.e. on \mathbb{R} .

Corollary 3.11. *Suppose $0 < \varepsilon < \varepsilon_0$ and $f \in \mathfrak{W}_{\varepsilon_0}^0$. If $c_0 = -\infty$, then*

$$\mathbf{B}_\varepsilon(x; f) = B^{\mathbb{R}}(x; -\infty, +\infty),$$

and if $c_0 = +\infty$, then

$$\mathbf{B}_\varepsilon(x; f) = B^{\mathbb{L}}(x; -\infty, +\infty).$$

3.5 Examples

Example 1. The exponential function. The Bellman functions for $f(t) = \pm e^t$ were constructed in [9]. The function $f(t) = e^t$ belongs to $\mathfrak{W}_{\varepsilon_0}$ only if $\varepsilon_0 < 1$. Therefore, all the further formulas are reasonable only for $\varepsilon < 1$. We see that the function $f'''(t) = e^t$ is positive on the whole line. Thus, by Corollary 3.11, the domain Ω_ε is foliated entirely by the left tangents. We come to the following formula:

$$\begin{aligned} \mathbf{B}_\varepsilon(x_1, x_2; e^t) &= m_L(u; +\infty)(x_1 - u) + f(u) \\ &= (x_1 - u) \cdot \varepsilon^{-1} e^{u/\varepsilon} \int_u^\infty e^t \cdot e^{-t/\varepsilon} dt + e^u \\ &= \left(\frac{x_1 - u}{1 - \varepsilon} + 1 \right) e^u = \frac{1 - \sqrt{x_1^2 - x_2 + \varepsilon^2}}{1 - \varepsilon} e^u, \end{aligned}$$

where the function u for left tangents is defined by formula (3.3):

$$u(x_1, x_2) = x_1 - \left(\varepsilon - \sqrt{x_1^2 - x_2 + \varepsilon^2} \right).$$

Similarly, if $f(t) = -e^t$, the whole domain is foliated by the right tangents. In this case, we have

$$\begin{aligned} \mathbf{B}_\varepsilon(x_1, x_2; -e^t) &= m_R(u; -\infty)(x_1 - u) + f(u) \\ &= (x_1 - u) \cdot \varepsilon^{-1} e^{-u/\varepsilon} \int_{-\infty}^u (-e^t) \cdot e^{t/\varepsilon} dt - e^u \\ &= - \left(\frac{x_1 - u}{1 + \varepsilon} + 1 \right) e^u = - \frac{1 + \sqrt{x_1^2 - x_2 + \varepsilon^2}}{1 + \varepsilon} e^u, \end{aligned}$$

where the function u for right tangents is defined by formula (3.2):

$$u(x_1, x_2) = x_1 + \left(\varepsilon - \sqrt{x_1^2 - x_2 + \varepsilon^2} \right).$$

We recall that the Bellman function for $f(t) = -e^t$ solves the infimum problem for $f(t) = e^t$ (see Remark 2.2).

Example 2. A third-degree polynomial. The simplest example of a function f such that the sign of f''' does not change, is an arbitrary third-degree polynomial. In such a case, it is sufficient to obtain the Bellman

function for $f(t) = \pm t^3$ (see Remark 2.3). We see that $f'''(t) = \pm 6$. Thus, due to Corollary 3.11, the whole domain is foliated by the left tangents for $\mathbf{B}_\varepsilon(x; t^3)$ or, respectively, by the right tangents for $\mathbf{B}_\varepsilon(x; -t^3)$. For any $\varepsilon \in [0, +\infty)$, the analytical expression for the Bellman function can be calculated by (3.22) and (3.19) (or by (3.21) and (3.17), respectively). For $f'''(t) = 6$, we have

$$\begin{aligned} \mathbf{B}_\varepsilon(x_1, x_2; t^3) &= m_{\mathbf{L}}(u; +\infty)(x_1 - u) + f(u) \\ &= (x_1 - u) \cdot \varepsilon^{-1} e^{u/\varepsilon} \int_u^\infty 3t^2 e^{-t/\varepsilon} dt + u^3 \\ &= (6\varepsilon^2 + 3u^2 + 6\varepsilon u)(x_1 - u) + u^3, \end{aligned}$$

where the function u for left tangents is defined by formula (3.3):

$$u(x_1, x_2) = x_1 - \left(\varepsilon - \sqrt{x_1^2 - x_2 + \varepsilon^2} \right).$$

For $f'''(t) = -6$, we have

$$\begin{aligned} \mathbf{B}_\varepsilon(x_1, x_2; -t^3) &= m_{\mathbf{R}}(u; -\infty)(x_1 - u) + f(u) \\ &= (x_1 - u) \cdot \varepsilon^{-1} e^{-u/\varepsilon} \int_{-\infty}^u -3t^2 e^{t/\varepsilon} dt - u^3 \\ &= (-6\varepsilon^2 - 3u^2 + 6\varepsilon u)(x_1 - u) - u^3, \end{aligned}$$

where the function u for right tangents is defined by formula (3.2):

$$u(x_1, x_2) = x_1 + \left(\varepsilon - \sqrt{x_1^2 - x_2 + \varepsilon^2} \right).$$

It is worth noting that

$$\begin{aligned} \mathbf{B}_\varepsilon(x_1, x_2; t^3) &= -3(x_1^2 - x_2)\varepsilon - 2x_1^3 + 3x_2x_1 + O(\varepsilon^{-1}) \quad \text{as } \varepsilon \rightarrow \infty; \\ \mathbf{B}_\varepsilon(x_1, x_2; -t^3) &= -3(x_1^2 - x_2)\varepsilon + 2x_1^3 - 3x_2x_1 + O(\varepsilon^{-1}) \quad \text{as } \varepsilon \rightarrow \infty. \end{aligned}$$

4 Transition from right tangents to left ones

In this chapter, we treat the case when there are two domains of left and right tangents simultaneously. There is also a triangle domain between them, where our Bellman candidate is linear. The reader can glance at Figure 7 to understand what is meant. In Section 4.1, we will construct a function

corresponding to such a foliation and obtain some conditions guaranteeing that this function is a Bellman candidate. Again, we note that the arguments in Section 4.1 partially repeat the corresponding arguments in [8]. Further, in Section 4.2, we will build optimizers for the triangle domain of linearity. Finally, in Section 4.3, we will summarize this chapter and describe the conditions on f under which $\mathbf{B}_\varepsilon(x; f)$ corresponds to the foliation discussed. In particular, it turns out that the transition between right and left tangents can occur for $f \in \mathfrak{W}_{\varepsilon_0}^1$ with $c_0 = -\infty$ and $c_1 = +\infty$, i.e. if the sign of f''' changes once from minus to plus.

4.1 Angle

Let $u_1 < v < u_2$. Consider two subdomains $\Omega_R(u_1, v)$ and $\Omega_L(v, u_2)$ foliated by extremals (R) and (L), respectively. We can see a subdomain in the form of *an angle* lying between Ω_R and Ω_L . It is bounded by the upper parabola and by the right and left tangents coming from the point $V = (v, v^2)$ (see Figure 7):

$$\Omega_{\text{ang}}(v) \stackrel{\text{def}}{=} \{x \in \mathbb{R}^2 \mid v - \varepsilon \leq x_1 \leq v + \varepsilon, 2vx_1 - v^2 + 2\varepsilon|v - x_1| \leq x_2 \leq x_1^2 + \varepsilon^2\}.$$

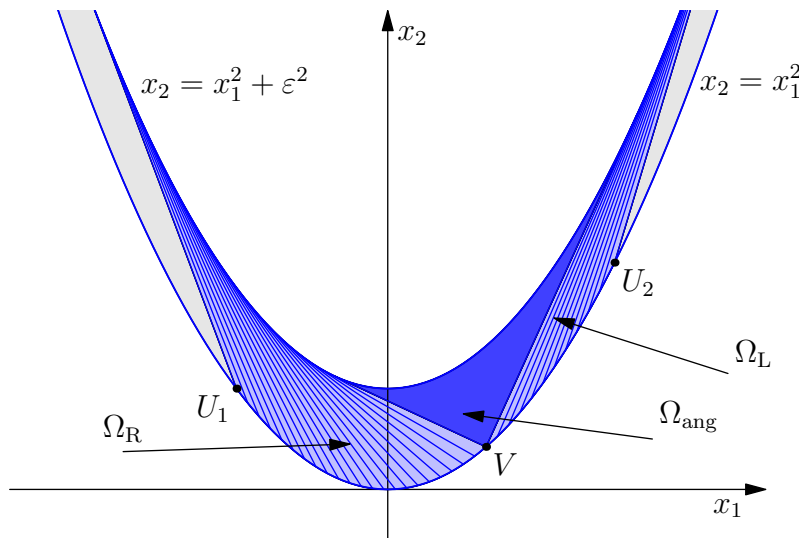


Figure 7: Angle Ω_{ang} lying between Ω_R and Ω_L .

Now we construct a Bellman candidate in the subdomain

$$\Omega_{\text{RL}}(u_1, v, u_2) \stackrel{\text{def}}{=} \Omega_R(u_1, v) \cup \Omega_{\text{ang}}(v) \cup \Omega_L(v, u_2).$$

We denote this candidate by $B^{\text{RL}}(x; u_1, v, u_2)$. The candidates in Ω_{R} and Ω_{L} have been constructed already:

$$\begin{aligned} B^{\text{RL}}(x; u_1, v, u_2) &= B^{\text{R}}(x; u_1, v) & \text{if } x \in \Omega_{\text{R}}(u_1, v); \\ B^{\text{RL}}(x; u_1, v, u_2) &= B^{\text{L}}(x; v, u_2) & \text{if } x \in \Omega_{\text{L}}(v, u_2). \end{aligned}$$

We recall that B^{R} and B^{L} are, in fact, families of functions. Concerning the domain $\Omega_{\text{ang}}(v)$, the function we are looking for must be linear on it. Indeed, by the continuity, the function B^{RL} is linear on the one-sided tangents that bound $\Omega_{\text{ang}}(v)$. Thus, B^{RL} is also linear on the whole subdomain $\Omega_{\text{ang}}(v)$ by the minimality. Therefore, if $x \in \Omega_{\text{ang}}(v)$, then

$$B^{\text{RL}}(x; u_1, v, u_2) = B^{\text{ang}}(x; v) = \alpha_1 x_1 + \alpha_2 x_2 + \alpha_0.$$

Calculating the values of B^{ang} in the vertices of the angle $\Omega_{\text{ang}}(v)$, we have

$$\begin{cases} \alpha_1 v + \alpha_2 v^2 + \alpha_0 = f(v); \\ \alpha_1(v - \varepsilon) + \alpha_2((v - \varepsilon)^2 + \varepsilon^2) + \alpha_0 = -m_{\text{R}}(v)\varepsilon + f(v); \\ \alpha_1(v + \varepsilon) + \alpha_2((v + \varepsilon)^2 + \varepsilon^2) + \alpha_0 = m_{\text{L}}(v)\varepsilon + f(v). \end{cases}$$

Solving this system, we obtain

$$\begin{aligned} \alpha_1 &= \frac{m_{\text{R}}(v) + m_{\text{L}}(v)}{2} - \frac{m_{\text{L}}(v) - m_{\text{R}}(v)}{2\varepsilon} v; \\ \alpha_2 &= \frac{m_{\text{L}}(v) - m_{\text{R}}(v)}{4\varepsilon}; \\ \alpha_0 &= \frac{m_{\text{L}}(v) - m_{\text{R}}(v)}{4\varepsilon} v^2 - \frac{m_{\text{R}}(v) + m_{\text{L}}(v)}{2} v + f(v). \end{aligned} \tag{4.1}$$

Now we discuss the concavity of B^{RL} . As it has already been verified, the local concavity of $B^{\text{R}}(x; u_1, v)$ and $B^{\text{L}}(x; v, u_2)$ is equivalent, respectively, to the inequalities

$$\begin{aligned} m_{\text{R}}''(u) &\leq 0 & \text{for } u \in (u_1, v); \\ m_{\text{L}}''(u) &\geq 0 & \text{for } u \in (v, u_2). \end{aligned}$$

Suppose these inequalities are fulfilled. We want to obtain some conditions on v that are necessary and sufficient for the concatenation of B^{R} , B^{ang} , and B^{L} to be locally concave. In order for the function B^{RL} to be concave along the direction x_2 , its derivative $B_{x_2}^{\text{RL}}$ must be monotonically decreasing in x_2 . Therefore, the jumps of $B_{x_2}^{\text{RL}}$ on the boundary of Ω_{ang} must be non-positive. They are

$$\delta_{\text{R}} = \alpha_2 - \lim_{u \rightarrow v^-} t_2(u) \quad \text{and} \quad \delta_{\text{L}} = \alpha_2 - \lim_{u \rightarrow v^+} t_2(u).$$

Using (3.6) and (3.7), we obtain

$$\lim_{u \rightarrow v^-} t_2(u) = \frac{m'_R(v)}{2} = \frac{f'(v) - m_R(v)}{2\varepsilon},$$

and due to (3.11) and (3.12), we have

$$\lim_{u \rightarrow v^+} t_2(u) = \frac{m'_L(v)}{2} = \frac{m_L(v) - f'(v)}{2\varepsilon}.$$

Now, using formula (4.1) for α_2 , we get the expressions for the jumps:

$$\begin{aligned} \delta_R &= \frac{1}{4\varepsilon}(m_R(v) + m_L(v) - 2f'(v)); \\ \delta_L &= -\frac{1}{4\varepsilon}(m_R(v) + m_L(v) - 2f'(v)). \end{aligned}$$

We see that their signs are always different. On the other hand, both jumps are non-positive and, therefore, are equal to zero. Thus, the condition

$$m_R(v) + m_L(v) = 2f'(v)$$

is necessary for the function B^{RL} to be locally concave. Thus, if our concatenation is locally concave, then its derivative $B_{x_2}^{\text{RL}}$ must be continuous. The partial derivatives of B^{RL} along the tangents bounding $\Omega_{\text{ang}}(v)$ are also continuous (constant). Therefore, the function B^{RL} has continuous derivatives along two non-collinear directions, so the derivatives along all the directions are continuous. But a C^1 -smooth concatenation of locally concave functions is locally concave. Hence, the condition $m_R(v) + m_L(v) = 2f'(v)$ is also sufficient for the local concavity of the concatenation B^{RL} provided its components B^{R} , B^{ang} and B^{L} are locally concave. Finally, by (3.6) and (3.11), the resulting condition is equivalent to the identity

$$m''_R(v) + m''_L(v) = 0. \quad (4.2)$$

We summarize this section.

Proposition 4.1. *Let $u_1 < v < u_2$. Consider the subdomains $\Omega_{\text{R}}(u_1, v)$ and $\Omega_{\text{L}}(v, u_2)$ foliated by extremals (R) and (L), respectively. We also suppose that the domain $\Omega_{\text{ang}}(v)$ lying between them is a domain of linearity. Then a Bellman candidate in the union $\Omega_{\text{RL}}(u_1, v, u_2)$ of these domains has the form*

$$B^{\text{RL}}(x; u_1, v, u_2) = \begin{cases} B^{\text{R}}(x; u_1, v), & x \in \Omega_{\text{R}}(u_1, v); \\ B^{\text{ang}}(x; v), & x \in \Omega_{\text{ang}}(v); \\ B^{\text{L}}(x; v, u_2), & x \in \Omega_{\text{L}}(v, u_2), \end{cases} \quad (4.3)$$

where $B^{\text{ang}}(x; v) = \alpha_1 x_1 + \alpha_2 x_2 + \alpha_0$, and the coefficients α_1 , α_2 , and α_0 are calculated by (4.1). In addition, the following relations must be fulfilled:

$$\begin{cases} m''_{\text{R}}(u) \leq 0, & u \in (u_1, v); \\ m''_{\text{L}}(u) \geq 0, & u \in (v, u_2); \\ m''_{\text{R}}(v) + m''_{\text{L}}(v) = 0. \end{cases}$$

4.2 Optimizers in angle

Now we construct optimizers for the points inside an angle. Suppose B is a Bellman candidate in Ω_ε and some part of Ω_ε is represented by the construction $\Omega_{\text{RL}}(u_1, v, u_2)$ described in Proposition 4.1. We have already learned (see Section 3.3) how to build delivery curves and optimizers in $\Omega_{\text{R}}(u_1, v)$ and $\Omega_{\text{L}}(v, u_2)$. It turns out that we need information from both right and left neighbors of the angle in order to obtain optimizers for its points. To be more precise, we need two delivery curves already built: a left delivery curve γ_- that reaches some point P^- on the right boundary of $\Omega_{\text{R}}(u_1, v)$, and the right delivery curve γ_+ that reaches some point P^+ on the left boundary of $\Omega_{\text{L}}(v, u_2)$. If we have optimizers in two points of $\Omega_{\text{ang}}(v)$, then we can construct an optimizer for any points of the segment that connects them provided this segment lies in $\Omega_{\text{ang}}(v)$ entirely.

Let $x \in \Omega_{\text{ang}}(v)$. We draw some straight line L that passes through x and does not intersect the upper parabola. This line intersects both sides of the angle. We denote the points of intersection by P^\pm . Then x will be a convex combination of P^\pm : $x = \alpha_- P^- + \alpha_+ P^+$, where $\alpha_\pm \geq 0$ and $\alpha_- + \alpha_+ = 1$. We build the optimizer φ_- for P^- on $I_- = [0, \alpha_-]$ and the optimizer φ_+ for P^+ on $I_+ = [\alpha_-, 1]$ (see Section 3.3). Concatenating φ_- and φ_+ , we obtain the function φ on $[0, 1]$. It is easy to see that φ satisfies conditions (2) and (3) of Definition 2.13. This follows immediately from the representation of x as a convex combination of P^\pm and from the linearity of B in Ω_{ang} :

$$x_k = \alpha_- P_k^- + \alpha_+ P_k^+ = \int_0^{\alpha_-} \varphi_-^k(s) ds + \int_{\alpha_-}^1 \varphi_+^k(s) ds = \int_0^1 \varphi^k(s) ds = \langle \varphi^k \rangle_{[0,1]}$$

$k = 1, 2;$

$$\begin{aligned}
B(x) &= \alpha_- B(P^-) + \alpha_+ B(P^+) = \int_0^{\alpha_-} f(\varphi_-(s)) ds + \int_{\alpha_-}^1 f(\varphi_+(s)) ds \\
&= \int_0^1 f(\varphi(s)) ds = \langle f(\varphi) \rangle_{[0,1]}.
\end{aligned}$$

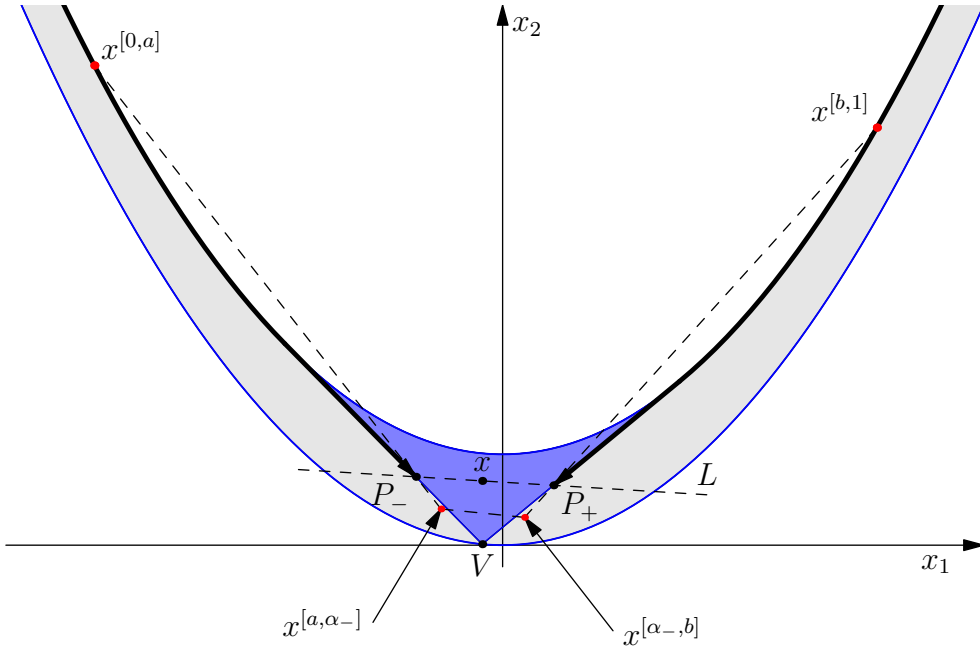


Figure 8: Optimizers in $\Omega_{\text{ang}}(v)$.

In order to prove that φ is an optimizer for x , it remains to verify that $\varphi \in \text{BMO}_\varepsilon([0, 1])$. Consider some subinterval $[a, b] \subset [0, 1]$ and the Bellman point $x^{[a,b]} = (\langle \varphi \rangle_{[a,b]}, \langle \varphi^2 \rangle_{[a,b]})$. If $\alpha_- \notin (a, b)$, then $x^{[a,b]}$ gets into Ω_ε , because $\varphi_\pm \in \text{BMO}_\varepsilon(I_\pm)$. Thus, we only need to consider the intervals $[a, b]$ such that $\alpha_- \in (a, b)$. Note that $P_- = x^{[0, \alpha_-]}$ is a convex combination of $x^{[0,a]}$ and $x^{[a, \alpha_-]}$ and, therefore, lies on the segment connecting them. The point $x^{[0,a]}$ lies somewhere on the delivery curve coming from above and ending at P_- (we already know how this curve is arranged: it is a convex curve that runs along the upper parabola and then descend along the right tangent down to the point P_-). Consequently, $x^{[0,a]}$ lies above L , and so $x^{[a, \alpha_-]}$ lies below L . Similarly, we can verify that $x^{[\alpha_-, b]}$ lies under L . But the point $x^{[a,b]}$ is a convex combination of $x^{[a, \alpha_-]}$ and $x^{[\alpha_-, b]}$. Therefore, it lies below L and,

consequently, in Ω_ε . As a result, we have constructed optimizers φ for all the points x in $\Omega_{\text{ang}}(v)$.

4.3 Function f''' changes its sign from minus to plus

Propositions 3.2 and 4.1, together with the existence of optimizers in the domains $\Omega_{\text{R}}(-\infty, v)$, $\Omega_{\text{L}}(v, +\infty)$, and $\Omega_{\text{ang}}(v)$, imply the following theorem.

Theorem 4.2. *Let $0 < \varepsilon < \varepsilon_0$ and $f \in \mathfrak{W}_{\varepsilon_0}$. Suppose there exists $v \in \mathbb{R}$ such that*

$$\begin{aligned} m_{\text{R}}''(u; -\infty) &\leq 0 \quad \text{for } u \in (-\infty, v); \\ m_{\text{L}}''(u; +\infty) &\geq 0 \quad \text{for } u \in (v, +\infty); \\ m_{\text{R}}''(v; -\infty) + m_{\text{L}}''(v; +\infty) &= 0, \end{aligned}$$

where $m_{\text{R}}''(u; -\infty)$ and $m_{\text{L}}''(u; +\infty)$ are expressed by (3.18) and (3.20). Then

$$\mathbf{B}_\varepsilon(x; f) = B^{\text{RL}}(x; -\infty, v, +\infty),$$

where the function on the right hand side is defined by (4.3), and its parts $B^{\text{R}}(x; -\infty, v)$ and $B^{\text{L}}(x; v, +\infty)$ are defined by (3.21) and (3.22).

It turns out that the conditions of Theorem 4.2 can be satisfied if f''' changes its sign from minus to plus.

Theorem 4.3. *Let $0 < \varepsilon < \varepsilon_0$ and $f \in \mathfrak{W}_{\varepsilon_0}^1$ with $c_0 = -\infty$, $c_1 = +\infty$. We denote*

$$g_\varepsilon(u) \stackrel{\text{def}}{=} (f''' * w_\varepsilon)(u),$$

where $w_\varepsilon(t) = e^{-|t|/\varepsilon}$. The function g_ε is continuous, and

- 1) if $g_\varepsilon < 0$ on \mathbb{R} , then the conditions of Theorem 3.9 are satisfied;
- 2) if $g_\varepsilon > 0$ on \mathbb{R} , then the conditions of Theorem 3.10 are satisfied;
- 3) if $g_\varepsilon(v) = 0$ for some $v \in \mathbb{R}$, then the conditions of Theorem 4.2 are satisfied.

Proof. First, we note that

$$\varepsilon^{-1} g_\varepsilon(u) = m_{\text{R}}''(u; -\infty) + m_{\text{L}}''(u; +\infty),$$

where $m_{\text{R}}''(u; -\infty)$ and $m_{\text{L}}''(u; +\infty)$ are given by (3.18) and (3.20).

Recall the point where f''' changes its sign was denoted v_1 . Consider case 1). It is clear that for $u \leq v_1$ the inequality $m_{\text{R}}''(u; -\infty) < 0$ is always

fulfilled, because $f'''(u) < 0$ a.e. on $(-\infty, v_1)$. On the other hand, for $u \geq v_1$ we use the condition $g_\varepsilon < 0$:

$$m''_{\mathbb{R}}(u; -\infty) = \varepsilon^{-1}g_\varepsilon - m''_{\mathbb{L}}(u; +\infty) < -m''_{\mathbb{L}}(u; +\infty).$$

Since $f'''(u) > 0$ a.e. for $u \geq v_1$, the inequality $-m''_{\mathbb{L}}(u; +\infty) < 0$ is valid. Thus, we see that $m''_{\mathbb{R}}(u; -\infty) < 0$ for all $u \in \mathbb{R}$, and the conditions of Theorem 3.9 are fulfilled. Case 2) can be treated similarly.

Finally, we consider case 3). We may treat only the case $v \geq v_1$ (the case $v \leq v_1$ can be treated similarly). The sign of f''' is known, and so $m''_{\mathbb{L}}(u; +\infty) > 0$ for $u \geq v$ (this is one of the conditions of Theorem 4.2). We also know that $m''_{\mathbb{R}}(u; -\infty) < 0$ for $u \leq v_1$. Thus, it remains to verify that $m''_{\mathbb{R}}(u; -\infty) < 0$ for $u \in (v_1, v)$. On the one hand, we have

$$m''_{\mathbb{R}}(v; -\infty) = \varepsilon^{-1}g_\varepsilon(v) - m''_{\mathbb{L}}(v; +\infty) = -m''_{\mathbb{L}}(v; +\infty) < 0.$$

On the other hand, the function $e^{u/\varepsilon} m''_{\mathbb{R}}(u; -\infty)$ increases monotonically on (v_1, v) , because

$$e^{u/\varepsilon} m''_{\mathbb{R}}(u; -\infty) = \varepsilon^{-1} \int_{-\infty}^u f'''(t) e^{t/\varepsilon} dt$$

and f''' is positive on this interval. Consequently, $e^{u/\varepsilon} m''_{\mathbb{R}}(u; -\infty)$ is negative for all $u \in (v_1, v)$. As a result, all the conditions of Theorem 4.2 are fulfilled. \square

4.4 Examples

Example 3. The power function. The function $f(t) = |t|^p$ was treated in [8]. For $p > 2$, it gets into the class being considered: $f \in \mathfrak{M}_{\varepsilon_0}^1$ with $c_0 = -\infty$, $c_1 = +\infty$. Here, we do not write an explicit expression for the Bellman function, but merely verify that the conditions of case 3) in Theorem 4.3 are satisfied. Indeed, the expression

$$\begin{aligned} \varepsilon^{-1}g_\varepsilon(u) &= m''_{\mathbb{R}}(u; -\infty) + m''_{\mathbb{L}}(u; +\infty) \\ &= \varepsilon^{-1} \int_{-\infty}^{\infty} \text{sign } t \cdot p(p-1)(p-2)|t|^{p-3} e^{-|u-t|/\varepsilon} dt \end{aligned}$$

has the unique root $u = 0$. Therefore, the vertex of the angle has coordinates $(0, 0)$ for any $\varepsilon \in (0, \infty)$, i.e. it does not depend on ε .

Example 4. The concatenation of two exponential functions. We consider a certain family of functions that depend on a parameter. The third derivative of each of these functions changes its sign once from minus to plus. For certain values of our parameter the domain will be foliated entirely by the tangents of the same type, and for other values an angle will arise.

Namely, we consider a function f such that its third derivative is given as follows:

$$f'''(t) = \begin{cases} e^t, & t \geq 0; \\ -e^{t/\alpha}, & t < 0. \end{cases} \quad (4.4)$$

For example, we may set

$$f(t) = \begin{cases} e^t, & t \geq 0; \\ -e^{t/\alpha}\alpha^3 + \frac{t^2}{2}(1+\alpha) + t(1+\alpha^2) + 1 + \alpha^3, & t < 0. \end{cases} \quad (4.5)$$

For any positive α , this function belongs to \mathfrak{W}_1^1 with $c_0 = -\infty$, $c_1 = +\infty$. Now we want to find all α such that the condition of Theorem 3.10 is satisfied, i.e.

$$\int_u^\infty f'''(t)e^{-t/\varepsilon} dt \geq 0 \quad \text{for } u \in \mathbb{R}.$$

For $u < 0$, we have

$$\int_u^\infty f'''(t)e^{-t/\varepsilon} dt = \frac{\varepsilon}{1-\varepsilon} + \frac{\alpha\varepsilon}{\alpha-\varepsilon} - \frac{\alpha\varepsilon}{\alpha-\varepsilon} \exp\left(-\frac{u(\alpha-\varepsilon)}{\alpha\varepsilon}\right).$$

This expression is non-negative for all $u < 0$ if and only if $\alpha < \varepsilon$ and

$$\frac{\varepsilon}{1-\varepsilon} + \frac{\alpha\varepsilon}{\alpha-\varepsilon} \geq 0.$$

Thus, the condition of Theorem 3.10 is satisfied when

$$0 < \alpha \leq \frac{\varepsilon}{2-\varepsilon}. \quad (4.6)$$

Therefore, in the case where the boundary values are defined by (4.5), condition (4.6) is necessary and sufficient for Ω_ε to be foliated by the left tangents. Thus, for such values α , the Bellman function can be easily restored:

$$\mathbf{B}_\varepsilon(x_1, x_2; f) = (x_1 - u) m_L(u; +\infty) + f(u),$$

where

$$\begin{aligned}
m_L(u; +\infty) &= \varepsilon^{-1} e^{u/\varepsilon} \int_u^\infty f'(t) e^{-t/\varepsilon} dt \\
&= \begin{cases} e^u \frac{1}{1-\varepsilon}, & u \geq 0; \\ e^{u/\varepsilon} \frac{\varepsilon^3 + \varepsilon^3 \alpha - 2\alpha \varepsilon^2}{(1-\varepsilon)(\varepsilon-\alpha)} + e^{u/\alpha} \frac{\alpha^3}{\varepsilon-\alpha} + (u+\varepsilon)(1+\alpha) + (1+\alpha^2), & u < 0. \end{cases}
\end{aligned}$$

Also, we recall (see 3.3) that

$$u = x_1 - \varepsilon + \sqrt{x_1^2 - x_2 + \varepsilon^2}.$$

We note that for α considered above, case 2) in Theorem 4.3 occurs. Now we verify that for

$$\alpha > \frac{\varepsilon}{2-\varepsilon} \quad (4.7)$$

case 3) in this theorem comes into play. Indeed, if condition (4.7) is fulfilled, the equation

$$\varepsilon^{-1} g_\varepsilon(u) = m_R''(u; -\infty) + m_L''(u; +\infty) = 0$$

has the unique root

$$u = \begin{cases} \frac{\alpha\varepsilon}{\alpha-\varepsilon} \log \left(\frac{2\alpha^2(1-\varepsilon)}{(\alpha+\varepsilon)(2\alpha-\alpha\varepsilon-\varepsilon)} \right), & \alpha \neq \varepsilon; \\ -\frac{\varepsilon(\varepsilon+1)}{2(1-\varepsilon)}, & \alpha = \varepsilon. \end{cases}$$

Example 5. A fourth-degree polynomial. It is clear that any fourth-degree polynomial belongs to $\mathfrak{M}_{\varepsilon_0}^1$ for all $\varepsilon_0 > 0$, $c_0 = -\infty$, $c_1 = +\infty$, if the leading coefficient is positive. According to Remark 2.3, it is sufficient to consider polynomials of the form $f = \frac{1}{24}t^4 - \frac{a}{6}t^3$, $a \in \mathbb{R}$. In such a case, $f'''(t) = t - a$.

We do not write an explicit expression for the Bellman function, but only verify that condition 3) in Theorem 4.3 is fulfilled and look for the vertex of the angle. The expression

$$m_R''(u; -\infty) + m_L''(u; +\infty) = \varepsilon^{-1} \int_{-\infty}^{\infty} (t-a) e^{-|u-t|/\varepsilon} dt = 2(u-a)$$

has the unique root $u = a$. Thus, for any $\varepsilon \in (0, \infty)$, the vertex of the angle has the coordinates (a, a^2) . We note that the coordinates of the vertex do not depend on ε .

Example 6. The angle moves when ε varies. Now we consider a more interesting case where the vertex of an angle varies depending on ε . Let f be a C^3 -smooth function such that

$$f'''(t) = \begin{cases} -t^2, & t \leq 0; \\ t, & t > 0. \end{cases}$$

Then $f \in \mathfrak{W}_{\varepsilon_0}^1$ for any $\varepsilon_0 > 0$, $c_0 = -\infty$, $c_1 = +\infty$. We want to check condition 3) in Theorem 4.3:

$$\begin{aligned} & m''_{\text{R}}(v; -\infty) + m''_{\text{L}}(v; +\infty) \\ &= \varepsilon^{-1} \int_{-\infty}^v (-t^2 \chi_{(-\infty, 0)}(t) + t \chi_{(0, \infty)}(t)) e^{(t-v)/\varepsilon} dt \\ & \quad + \varepsilon^{-1} \int_v^{\infty} (-t^2 \chi_{(-\infty, 0)}(t) + t \chi_{(0, \infty)}(t)) e^{(v-t)/\varepsilon} dt \\ &= \begin{cases} -4\varepsilon^2 - 2v^2 + 2\varepsilon^2 e^{v/\varepsilon} + \varepsilon e^{v/\varepsilon}, & v < 0; \\ -2\varepsilon^2 e^{-v/\varepsilon} + \varepsilon e^{-v/\varepsilon} + 2v, & v \geq 0. \end{cases} \end{aligned} \quad (4.8)$$

If $v \geq 0$, we can write the equation for the vertex of the angle as

$$\frac{v}{\varepsilon} e^{\frac{v}{\varepsilon}} = \left(\varepsilon - \frac{1}{2} \right). \quad (4.9)$$

It is clear that this equation has no positive solutions for $\varepsilon < 1/2$. Therefore, we consider the case $\varepsilon \geq 1/2$. We see that the solution of equation (4.9) is the function $v(\varepsilon) = \varepsilon W(\varepsilon - 1/2)$, where $W(z)$ is the Lambert function. The Lambert function is defined by the equation $W(z)e^{W(z)} = z$. It is clear that $v(1/2) = 0$. Thus, since $v \geq 0$ and $W' > 0$, it follows that $v'(\varepsilon) > 0$ for $\varepsilon \geq 1/2$. Therefore, for $\varepsilon \geq 1/2$, condition 3) in Theorem 4.3 is fulfilled, and the vertex $v(\varepsilon)$ of the angle moves to the right when ε grows.

We claim that for $0 < \varepsilon < 1/2$ the equation for the vertex of the angle has a negative solution. We equate expression (4.8) for $v < 0$ to zero:

$$e^{v/\varepsilon}(2\varepsilon^2 + \varepsilon) - 4\varepsilon^2 - 2v^2 = 0.$$

Note that the left hand side of this equation increases monotonically from $-\infty$ to the positive number $\varepsilon - 2\varepsilon^2$ as v runs from $-\infty$ to 0. Consequently, this equation has a unique root $v(\varepsilon)$, i.e. condition 3) of Theorem 4.3 is fulfilled. It is easy to see that $v(\varepsilon) \rightarrow 0$ as $\varepsilon \rightarrow 0$ or $\varepsilon \rightarrow 1/2$. Besides, we can find a number $\tilde{\varepsilon}$, $0 < \tilde{\varepsilon} < 1/2$, with the following properties: if ε decreases from $1/2$ to $\tilde{\varepsilon}$, then the vertex of the angle moves from zero to a certain value \tilde{v} , and if ε decreases from $\tilde{\varepsilon}$ to zero, then the vertex returns from \tilde{v} to zero.

5 Transition from left tangents to right ones

In this chapter, we consider a transition from left tangents to right ones. Such a transition is performed through a subdomain foliated by extremal chords whose endpoints lie on the lower parabola. The reader can look at Figure 10 to understand what is meant. In Section 5.1, we will describe the form that any Bellman candidate must have in a subdomain foliated by extremal chords (see Figure 9) and also derive some conditions that these chords must satisfy. In Section 5.2, we will construct a Bellman candidate in the domain shown in Figure 10. It turns out that in the case where domains Ω_L and Ω_R border on a domain foliated by chords, the corresponding candidates B^L and B^R can be determined uniquely (i.e. the integration constant can be calculated explicitly). In Section 5.3, we will build delivery curves and optimizers in domains foliated by chords. As we will see, such a domain is another place (besides $\pm\infty$) where delivery curves can originate. Finally, in Section 5.4, we will prove that if $f \in \mathfrak{W}_{\varepsilon_0}^0$ and $c_0 \neq \pm\infty$ (i.e. f''' changes its sign once, from plus to minus), then the Bellman function $B_\varepsilon(x; f)$ corresponds to the foliation described above.

Before continuing, we recall our agreement on the notation. If a point on the lower boundary is denoted by a capital Latin letter, then the corresponding small letter denotes the first coordinate of this point (and vice versa). Throughout this chapter, we use this rule very often.

5.1 Family of chords

Let A_0 , A_1 , B_1 and B_0 be four points on the lower boundary of Ω_ε with the abscissas a_0 , a_1 , b_1 and b_0 such that $a_0 < a_1 < b_1 < b_0$ and $b_0 - a_0 \leq 2\varepsilon$. We draw two segments $[A_0, B_0]$ and $[A_1, B_1]$. It is easy to see that both of these segments lie in Ω_ε entirely. We consider the subdomain bounded by these segments and two arcs of the lower parabola: the one connects A_0 and A_1 and the other connects B_1 and B_0 . Suppose this subdomain is foliated

entirely by a family of non-intersecting chords with the endpoints lying on the different arcs of the lower parabola. We denote such a subdomain by $\Omega_{\text{ch}}(a_0, b_0, a_1, b_1)$ (see Figure 9).

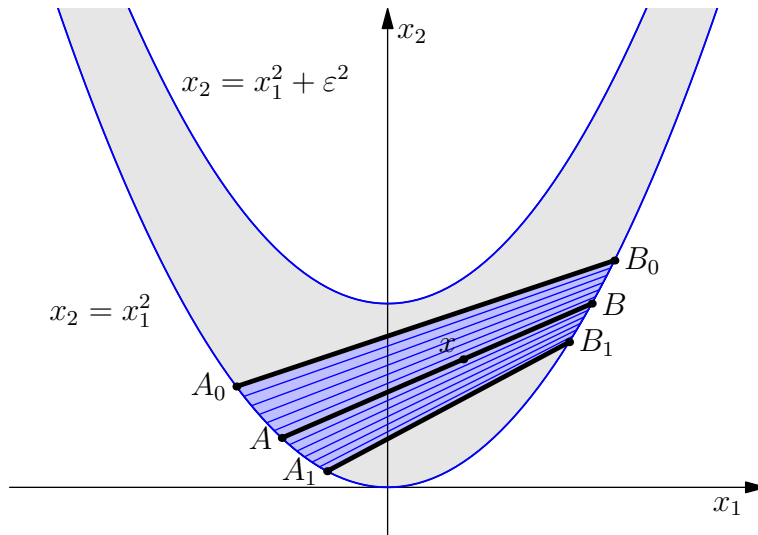


Figure 9: A domain Ω_{ch} with the chords.

We see that for any point x in $\Omega_{\text{ch}}(a_0, b_0, a_1, b_1)$ there are two numbers $a \in [a_0, a_1]$ and $b \in [b_1, b_0]$ such that the chord $[A, B]$ belongs to our family and contains x . We want to construct a Bellman candidate in $\Omega_{\text{ch}}(a_0, b_0, a_1, b_1)$ whose partial derivatives are constant along the chords in our family. What is more, we derive some conditions on the chords that allow such a candidate to exist at all. We denote the function required by $B^{\text{ch}}(x; a_0, b_0, a_1, b_1)$ (sometimes we write $B^{\text{ch}}(x)$ for short).

First, we note that the principal difference between the cases of extremal chords and extremal tangents lies in the fact that using the linearity along the chords, we can restore B^{ch} in Ω_{ch} uniquely. Indeed, if we know that $B^{\text{ch}}(A) = f(a)$, $B^{\text{ch}}(B) = f(b)$, and B^{ch} is linear along the chord $[A, B]$, then we can calculate the value of B^{ch} at any point x lying on this chord:

$$B^{\text{ch}}(x) = \frac{f(b) - f(a)}{b - a}x_1 + \frac{bf(a) - af(b)}{b - a}. \quad (5.1)$$

However, the function B^{ch} built in this way is a Bellman candidate only if its derivatives $B_{x_1}^{\text{ch}}$ and $B_{x_2}^{\text{ch}}$ are constant along the extremals. We will get some condition on the chords that guarantees the constancy of $B_{x_1}^{\text{ch}}$ and $B_{x_2}^{\text{ch}}$ on them.

We parametrize our chords $[A, B]$ by the values $\ell = b - a$. Then the right endpoint $B(\ell)$ moves to the right, i.e, the function $b(\ell)$ increases. The left endpoint $A(\ell)$ moves to the left at the same time, i.e. the function $a(\ell)$ decreases. In addition, we assume that the functions a and b are differentiable and the inequalities $a' < 0$ and $b' > 0$ are fulfilled. The last requirement implies that the chords $[A, B]$ do not intersect. Domains foliated by extremal chords that share a common point on the boundary, can arise if the boundary function f is not smooth enough (see [8] or [12]). We will not encounter such domains due to our assumptions on the smoothness of f .

In its turn, ℓ can be treated as a function of $x \in \Omega_{\text{ch}}$, i.e. we consider the function $\ell(x)$. For short, we often omit the arguments of the functions a , b and ℓ . We write the equation of the line passing through points A and B :

$$x_2 = (a + b)x_1 - ab.$$

Now we calculate ℓ_{x_2} . By the last relation, if x_1 is fixed, then x_2 is a differentiable function of ℓ with

$$x_2' = x_1(a' + b') - (ab' + ba').$$

But x_1 takes values from a to b . Therefore, x_2' runs between $(a - b)a'$ and $(b - a)b'$. Each of this two values is greater than zero, and so $x_2'(\ell) > 0$. Consequently, the inverse function ℓ is differentiable in x_2 , and

$$\ell_{x_2} = \frac{1}{x_1(a' + b') - (ab' + ba')}. \quad (5.2)$$

We are ready to calculate the partial derivatives of B^{ch} . As we have already mentioned, we are searching for a condition on the chords under which $B_{x_1}^{\text{ch}}$ and $B_{x_2}^{\text{ch}}$ are constant along them. Since B^{ch} is linear along the chords, it is sufficient to obtain a condition that guarantees the constancy of $B_{x_2}^{\text{ch}}$ along them. Differentiating identity (5.1) in x_2 , we get

$$B_{x_2}^{\text{ch}}(x_1, x_2) = \frac{\alpha x_1 + \beta}{(b - a)^2} \ell_{x_2}, \quad (5.3)$$

where

$$\begin{aligned} \alpha &= (f'(b)b' - f'(a)a')(b - a) - (f(b) - f(a))(b' - a'); \\ \beta &= (b'f(a) + bf'(a)a' - a'f(b) - af'(b)b')(b - a) \\ &\quad - (bf(a) - af(b))(b' - a'), \end{aligned}$$

and ℓ_{x_2} is given by (5.2). Since $B_{x_2}^{\text{ch}}$ is constant along the chords, it does not depend on x_1 if ℓ is fixed. But if the quotient of two linear functions does not depend on the variable, then their coefficients must be proportional, i.e.

$$\alpha(ab' + ba') = -\beta(a' + b').$$

Substituting the corresponding expressions for α and β , we obtain, after elementary calculations, the equivalent identity:

$$a'b' \left(\frac{f'(a) + f'(b)}{2} - \frac{f(b) - f(a)}{b - a} \right) = 0.$$

Dividing by $a'b'$, we have

$$\langle f' \rangle_{[a,b]} = \frac{f'(a) + f'(b)}{2}. \quad (5.4)$$

Thus, under the assumption $a'b' \neq 0$, the derivatives of B^{ch} are constant on the chords $[A, B]$ if and only if their ends satisfy equation (5.4).

Now we turn to the concavity of the function B^{ch} constructed above. We note that at each point of Ω_{ch} , our function is linear in one direction. Therefore, as in the case of extremal tangents discussed in the previous chapter, it is sufficient to verify the concavity along some other direction. Since the direction x_2 always differs from the direction of chords, it is enough to study the sign of $B_{x_2 x_2}^{\text{ch}}$. First, using (5.4), we simplify formula (5.3) for $B_{x_2}^{\text{ch}}$. Since the expression for $B_{x_2}^{\text{ch}}$ does not depend on x_1 , we have

$$\begin{aligned} B_{x_2}^{\text{ch}}(x_1, x_2) &= \frac{(f'(b)b' - f'(a)a')(b - a) - (f(b) - f(a))(b' - a')}{(a' + b')(b - a)^2} \\ &= \frac{2f'(b)b' - 2f'(a)a' - (f'(b) + f'(a))(b' - a')}{2(a' + b')(b - a)} \\ &= \frac{f'(b) - f'(a)}{2(b - a)}. \end{aligned}$$

Since ℓ strictly increases as x_2 grows (this is obvious by the geometric considerations, but the formal proof can be found in the derivation of (5.2)), it is sufficient to study the sign of $B_{x_2 \ell}^{\text{ch}}$. By direct calculations, we have

$$\begin{aligned} 2B_{x_2 \ell}^{\text{ch}} &= \frac{f''(b)b' - f''(a)a'}{b - a} - \frac{f'(b) - f'(a)}{(b - a)^2} (b' - a') \\ &= \frac{b'(f''(b) - \langle f'' \rangle_{[a,b]}) - a'(f''(a) - \langle f'' \rangle_{[a,b]})}{b - a}. \end{aligned} \quad (5.5)$$

On the other hand, differentiating equation (5.4) with respect to ℓ , we get

$$b'(f''(b) - \langle f'' \rangle_{[a,b]}) + a'(f''(a) - \langle f'' \rangle_{[a,b]}) = 0. \quad (5.6)$$

We introduce the following notation:

$$D_L(a, b) = f''(a) - \langle f'' \rangle_{[a,b]} \quad \text{and} \quad D_R(a, b) = f''(b) - \langle f'' \rangle_{[a,b]}. \quad (5.7)$$

Equation (5.6), together with the inequalities $b' > 0$ and $a' < 0$, implies that $D_L(a, b)$ and $D_R(a, b)$ have the same sign for every chord $[A, B]$. Thus, by virtue of (5.5), we see that $B_{x_2\ell}^{\text{ch}} \leq 0$ if and only if either $D_L(a, b) \leq 0$ or $D_R(a, b) \leq 0$. What is more, each of these two inequalities implies the other.

We summarize this section in the following proposition.

Proposition 5.1. *Consider a domain $\Omega_{\text{ch}}(a_0, b_0, a_1, b_1)$ foliated entirely by non-intersecting chords $[A, B]$, and parametrize the first coordinates a and b of their endpoints by $\ell = b - a$. Suppose a and b are differentiable functions such that $a' < 0$ and $b' > 0$. Under these assumptions, we can build a function $B^{\text{ch}}(x; a_0, b_0, a_1, b_1)$ such that its partial derivatives are constant along the chords $[A, B]$, if and only if all the chords satisfy (5.4). The function B^{ch} can be calculated by (5.1). Also, we have*

$$B_{x_2}^{\text{ch}}(x) = \frac{f'(b) - f'(a)}{2(b - a)} = \frac{1}{2} \langle f'' \rangle_{[a,b]}, \quad (5.8)$$

where a and b are the first coordinates of the endpoints of the chord $[A, B]$ passing through x .

The function B^{ch} is locally concave (and, therefore, it is a Bellman candidate) if and only if for every chord $[A, B]$ one of the following two inequalities is fulfilled:

$$D_L(a, b) \leq 0 \quad \text{or} \quad D_R(a, b) \leq 0. \quad (5.9)$$

Furthermore, each of these two inequalities implies the other one.

5.2 Cup

In the previous section, we dealt with subdomains $\Omega_{\text{ch}}(a_0, b_0, a_1, b_1)$ lying between two chords $[A_0, B_0]$ and $[A_1, B_1]$ in Ω_ε . Now we consider a subdomain arising in the case $a_1 = b_1$.

Definition 5.2. Let $0 \leq b_0 - a_0 \leq 2\varepsilon$. Consider the subdomain of Ω_ε that lies between $[A_0, B_0]$ and the lower parabola. Suppose there exists a family of non-intersecting chords that foliate this subdomain entirely and have the following properties:

- 1) if we parametrize the first coordinates a and b of their endpoints by $\ell = b - a$, we obtain the differentiable functions $a(\ell)$ and $b(\ell)$ such that $a' < 0$ and $b' > 0$;
- 2) each of these chords satisfies equation (5.4);
- 3) for each chord, one of two inequalities (5.9) is fulfilled.

In such a situation, we call the subdomain being considered a *cup* and denote it by $\Omega_{\text{cup}}(a_0, b_0)$.

The unique point c lying in the intersection of all the intervals $[a, b]$ is called *the origin* of the cup. The points a_0 and b_0 are called *the ends* of the cup, and the value $\ell_0 = b_0 - a_0$ is called *the size* of the cup. Note that if $\ell_0 = 2\varepsilon$, the chord $[A_0, B_0]$ touches the upper parabola. In such a case, we say that the cup $\Omega_{\text{cup}}(a_0, b_0)$ is *full*. Also, the case $\ell_0 = 0$ is not excluded from the consideration. In this situation, the cup consists of the single point (c, c^2) .

Using (5.1), we construct a function in $\Omega_{\text{cup}}(a_0, b_0)$ that is linear along the chords $[A, B]$. Proposition 5.1 implies that such a function is a Bellman candidate in the cup. We denote it by $B^{\text{cup}}(x; a_0, b_0)$.

Now we assume that $u_1 < a_0 < b_0 < u_2$ and $b_0 - a_0 = 2\varepsilon$. Consider a full cup $\Omega_{\text{cup}}(a_0, b_0)$ together with two domains $\Omega_{\text{L}}(u_1, a_0)$ and $\Omega_{\text{R}}(b_0, u_2)$ adjacent to the cup and foliated by extremals (L) and (R), respectively (see Figure 10).

Consider the union

$$\Omega_{\text{LR}}(u_1, [a_0, b_0], u_2) \stackrel{\text{def}}{=} \Omega_{\text{L}}(u_1, a_0) \cup \Omega_{\text{cup}}(a_0, b_0) \cup \Omega_{\text{R}}(b_0, u_2).$$

In this domain, we are looking for a function such that its partial derivatives are constant along the chords in Ω_{cup} and, respectively, along the corresponding tangents in Ω_{R} and Ω_{L} . Denote the function being sought by $B^{\text{LR}}(x; u_1, [a_0, b_0], u_2)$. In Ω_{cup} it must coincide with B^{cup} . Concerning the subdomains Ω_{L} and Ω_{R} , the corresponding functions B^{L} and B^{R} are calculated by formulas (3.16) and (3.15), where the functions m_{L} and m_{R} are not defined uniquely: we have the freedom to choose the values $m_{\text{L}}(a_0)$ and $m_{\text{R}}(b_0)$ (see (3.13) and (3.8)). But in the situation being considered, there is the only way to choose $m_{\text{L}}(a_0)$ and $m_{\text{R}}(b_0)$ so that the corresponding functions B^{L} and B^{R} glue with B^{cup} continuously. Indeed, on the chord with ends a_0 and b_0 , the function B^{cup} can be calculated by the formula

$$B^{\text{cup}}(x_1, (a_0 + b_0)x_1 - a_0b_0) = \frac{f(b_0) - f(a_0)}{b_0 - a_0}(x_1 - a_0) + f(a_0).$$

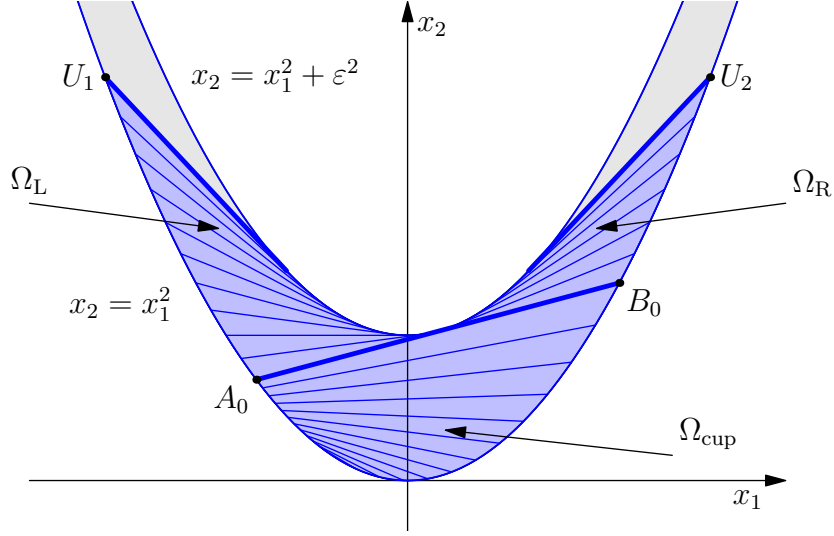


Figure 10: A cup Ω_{cup} lying between Ω_L and Ω_R .

On the other hand, by (3.16) the limit values of B^L on this chord are equal to $m_L(a_0)(x_1 - a_0) + f(a_0)$. Therefore, the identity

$$m_L(a_0) = \frac{f(b_0) - f(a_0)}{b_0 - a_0} = \langle f' \rangle_{[a_0, b_0]}$$

is necessary and sufficient for the concatenation of B^L and B^{cup} to be continuous. Using chord equation (5.4), we can rewrite the equation obtained above as

$$m_L(a_0) = \frac{f'(a_0) + f'(b_0)}{2}. \quad (5.10)$$

By $m_L(u; a_0)$ denote the coefficient $m_L(u)$ satisfying this condition. Using (3.13), we get

$$m_L(u; a_0) = \frac{f'(a_0) + f'(b_0)}{2} e^{(u-a_0)/\varepsilon} + \varepsilon^{-1} e^{u/\varepsilon} \int_u^{a_0} f'(t) e^{-t/\varepsilon} dt. \quad (5.11)$$

Thus, in $\Omega_L(u_1, a_0)$, the function $B^{\text{LR}}(x; u_1, [a_0, b_0], u_2)$ coincides with the function

$$B^L(x; u_1, [a_0, b_0]) \stackrel{\text{def}}{=} m_L(u; a_0) (x_1 - u) + f(u), \quad (5.12)$$

where $u = u_L(x_1, x_2)$ can be calculated by (3.3).

Using similar considerations, we see that the concatenation of B^{cup} and B^{R} is continuous if and only if $m_{\text{R}}(u) = m_{\text{R}}(u; b_0)$, where

$$m_{\text{R}}(u; b_0) = \frac{f'(a_0) + f'(b_0)}{2} e^{(b_0-u)/\varepsilon} + \varepsilon^{-1} e^{-u/\varepsilon} \int_{b_0}^u f'(t) e^{t/\varepsilon} dt. \quad (5.13)$$

This means that in $\Omega_{\text{R}}(b_0, u_2)$ the function $B^{\text{LR}}(x; u_1, [a_0, b_0], u_2)$ being sought must coincide with the function

$$B^{\text{R}}(x; [a_0, b_0], u_2) \stackrel{\text{def}}{=} m_{\text{R}}(u; b_0) (x_1 - u) + f(u), \quad (5.14)$$

where $u = u_{\text{R}}(x_1, x_2)$ can be calculated by (3.2).

Before discussing the local concavity of the function $B^{\text{LR}}(x; u_1, [a_0, b_0], u_2)$ constructed above, we show that B^{LR} is not only continuous, but also C^1 -smooth. Let $t_2 = B_{x_2}^{\text{LR}}$. We treat t_2 as a function of u in $\Omega_{\text{L}}(u_1, a_0)$, and as a function of a — the left ends of the extremal chords — in $\Omega_{\text{cup}}(a_0, b_0)$. Using (5.8), we obtain

$$t_2(a_0) = \frac{f'(b_0) - f'(a_0)}{2(b_0 - a_0)}.$$

On the other hand, by (3.11), (3.12), and (5.10), we have

$$\lim_{u \rightarrow a_0^-} t_2(u) = \frac{m'_{\text{L}}(a_0; a_0)}{2} = \frac{m_{\text{L}}(a_0; a_0) - f'(a_0)}{2\varepsilon} = \frac{f'(b_0) - f'(a_0)}{2(b_0 - a_0)}.$$

Thus, the function $B_{x_2}^{\text{LR}}$ is continuous at the junction of Ω_{L} and Ω_{cup} . Similarly, we can prove its continuity at the junction of Ω_{cup} and Ω_{R} . But the derivative of B^{LR} in the direction of the chord $[A_0, B_0]$ is also continuous (constant), i.e. on the chord just mentioned, the function B^{LR} has continuous derivatives in two non-collinear directions. Thus, the function B^{LR} turns out to be C^1 -smooth. This implies that it is locally concave provided its components $B^{\text{L}}(x; u_1, [a_0, b_0])$, $B^{\text{cup}}(x; a_0, b_0)$, and $B^{\text{R}}(x; [a_0, b_0], u_2)$ are locally concave. As mentioned above, the function B^{cup} is concave by the definition of a cup and Proposition 5.1. Concerning the functions B^{L} and B^{R} , they are locally concave if and only if the following inequalities are fulfilled:

$$\begin{aligned} m''_{\text{L}}(u; a_0) &\geq 0 & \text{for } u &\in (u_1, a_0); \\ m''_{\text{R}}(u; b_0) &\leq 0 & \text{for } u &\in (b_0, u_2). \end{aligned}$$

Now we get expressions for $m''_{\text{L}}(u; a_0)$ and $m''_{\text{R}}(u; b_0)$. Using equation (3.11) differentiated once, we can express m''_{L} in terms of m'_{L} . After that, using (3.11)

one more time, we can express m'_L in terms of m_L . Applying these considerations to $m''_L(a_0; a_0)$, we obtain

$$m''_L(a_0; a_0) = \varepsilon^{-1}(\varepsilon^{-1}m_L(a_0; a_0) - \varepsilon^{-1}f'(a_0) - f''(a_0)).$$

Substituting expression (5.10) for $m_L(a_0; a_0)$ into this identity, we get

$$m''_L(a_0; a_0) = -\varepsilon^{-1} \left[f''(a_0) - \frac{f'(b_0) - f'(a_0)}{2\varepsilon} \right] = -\varepsilon^{-1} D_L(a_0, b_0).$$

Using (3.14), we finally have

$$m''_L(u; a_0) = -\varepsilon^{-1} D_L(a_0, b_0) e^{(u-a_0)/\varepsilon} + \varepsilon^{-1} e^{u/\varepsilon} \int_u^{a_0} f'''(t) e^{-t/\varepsilon} dt. \quad (5.15)$$

Similar reasoning gives the formula for $m''_R(u; b_0)$:

$$m''_R(u; b_0) = \varepsilon^{-1} D_R(a_0, b_0) e^{(b_0-u)/\varepsilon} + \varepsilon^{-1} e^{-u/\varepsilon} \int_{b_0}^u f'''(t) e^{t/\varepsilon} dt. \quad (5.16)$$

As usual, we summarize this section in one proposition.

Proposition 5.3. *Suppose $b_0 - a_0 = 2\varepsilon$ and $\Omega_{\text{cup}}(a_0, b_0)$ is a full cup. Consider domains $\Omega_L(u_1, a_0)$ and $\Omega_R(b_0, u_2)$ adjacent to $\Omega_{\text{cup}}(a_0, b_0)$. The Bellman candidate in the union $\Omega_{LR}(u_1, [a_0, b_0], u_2)$ has the form*

$$B^{LR}(x; u_1, [a_0, b_0], u_2) = \begin{cases} B^L(x; u_1, [a_0, b_0]), & x \in \Omega_L(u_1, a_0); \\ B^{\text{cup}}(x; a_0, b_0), & x \in \Omega_{\text{cup}}(a_0, b_0); \\ B^R(x; [a_0, b_0], u_2), & x \in \Omega_R(b_0, u_2), \end{cases} \quad (5.17)$$

where $B^{\text{cup}}(x; a_0, b_0)$ can be restored by the linearity on the chords according to (5.1). The functions $B^L(x; u_1, [a_0, b_0])$ and $B^R(x; [a_0, b_0], u_2)$ can be calculated by (5.12) and (5.14), respectively. In addition, the following inequalities must be fulfilled:

$$\begin{cases} m''_L(u; a_0) \geq 0 & \text{for } u \in (u_1, a_0); \\ m''_R(u; b_0) \leq 0 & \text{for } u \in (b_0, u_2), \end{cases} \quad (5.18)$$

where $m''_L(u; a_0)$ and $m''_R(u; b_0)$ can be calculated by (5.15) and (5.16).

5.3 Optimizers on chords

We consider a domain Ω_{ch} foliated by chords (see Section 5.1). For every point $x \in \Omega_{\text{ch}}$, there is a unique extremal chord $[A, B]$ passing through it. Therefore, a delivery curve coming to x can only start at A or B , because it must run along the extremal. Indeed, in the situation being considered, we have left and right delivery curves: the segments $[A, x]$ and $[x, B]$. Such curves are generated by a step function φ that can take two values: a and b . Namely, if $x = \alpha_- A + \alpha_+ B$, $\alpha_- + \alpha_+ = 1$, we set

$$\varphi(s) = \begin{cases} a, & s \in [0, \alpha_-]; \\ b, & s \in (\alpha_-, 1]. \end{cases}$$

We can see that φ is, indeed, an optimizer for x . Property (1) of Definition 2.13 follows from the fact that all the Bellman points generated by φ lie on the chord $[A, B]$. Property (2) is fulfilled by the construction of φ . Finally, property (3) follows from the linearity of the Bellman candidate along the chord $[A, B]$.

Further, it is easy to see that the curve

$$\gamma_A(s) = (\langle \varphi \rangle_{[0,s]}, \langle \varphi^2 \rangle_{[0,s]}), \quad s \in (0, 1],$$

is a left delivery curve that starts at A , runs along $[A, B]$, and ends at x . Similarly, we can define the right delivery curve γ_B that starts at B and ends, again, at x .

Now we consider the construction $\Omega_{\text{LR}}(u_1, [a_0, b_0], u_2)$ described in Section 5.2. Let W_0 be the tangency point of the chord $[A_0, B_0]$ and the upper parabola. This point is the entry node for both domains $\Omega_{\text{L}}(u_1, a_0)$ and $\Omega_{\text{R}}(b_0, u_2)$. After we connect A_0 and W_0 with the left delivery curve γ_{A_0} generated by the optimizer for W_0 , we can continue this curve up to every point in $\Omega_{\text{R}}(b_0, u_2)$ (see Section 3.3). On the other hand, the right delivery curve γ_{B_0} that connects B_0 and W_0 , can be continued up to every point in $\Omega_{\text{L}}(u_1, a_0)$.

We conclude that delivery curves can originate not only at $\pm\infty$, but also in cups. Thus, we have all the information required for the construction of delivery curves in domains adjacent to cups.

5.4 Function f''' changes its sign from plus to minus

It turns out that the cup, together with two domains Ω_{L} and Ω_{R} adjacent to it, always arises when f''' changes its sign once, from plus to minus. We state and prove the appropriate theorem.

Theorem 5.4. *Suppose $0 < \varepsilon < \varepsilon_0$, $f \in \mathfrak{W}_{\varepsilon_0}^0$, and $c_0 \neq \pm\infty$. Then we can build a full cup $\Omega_{\text{cup}}(a_0, b_0)$ originated at c_0 . We also have*

$$\mathbf{B}_\varepsilon(x; f) = B^{\text{LR}}(x; -\infty, [a_0, b_0], +\infty),$$

where the function B^{LR} is defined by (5.17).

First, we note that a cup is a local construction. Its existence under the conditions of the theorem follows from the general lemma, in which the function f is considered only in some neighborhood of c_0 .

Lemma 5.5. *Consider a segment $\Delta = [c - \ell_0, c + \ell_0]$, where $c \in \mathbb{R}$ is its center and the positive number $2\ell_0$ is its length. Consider a function $f \in C^2(\Delta) \cap W_3^1(\Delta)$. Suppose $f''' > 0$ a.e. on the left half $[c - \ell_0, c]$ of Δ and $f''' < 0$ a.e. on the right half $[c, c + \ell_0]$. Then there exist two functions $a(\ell)$ and $b(\ell) = a(\ell) + \ell$, $\ell \in (0, \ell_0]$, with the following properties:*

- 1) $a(\ell) < c < b(\ell)$;
- 2) $a(\ell)$ and $b(\ell)$ solve equation (5.4);
- 3) $D_L(a(\ell), b(\ell)) < 0$ and $D_R(a(\ell), b(\ell)) < 0$;
- 4) a and b are differentiable functions such that $a' < 0$ and $b' > 0$.

Setting $\ell_0 = 2\varepsilon$ and using the lemma just stated, we see that the non-intersecting chords $[A(\ell), B(\ell)]$ form a full cup $\Omega_{\text{cup}}(a_0, b_0)$ with ends $a_0 = a(\ell_0)$ and $b_0 = b(\ell_0)$.

Further, since $D_L(a_0, b_0) < 0$ and $D_R(a_0, b_0) < 0$, it follows that conditions (5.18) in Proposition 5.3 are satisfied. Suppose the domains $\Omega_L(-\infty, a_0)$ and $\Omega_R(b_0, +\infty)$ adjoin our cup. Proposition 5.3 tells us that the function $B^{\text{LR}}(x; -\infty, [a_0, b_0], +\infty)$ defined by (5.17) is a Bellman candidate in the domain $\Omega_{\text{LR}}(-\infty, [a_0, b_0], +\infty) = \Omega_\varepsilon$. Therefore, Statement 2.6 guarantees that $\mathbf{B}_\varepsilon \leq B^{\text{LR}}$. The converse estimate $\mathbf{B}_\varepsilon \geq B^{\text{LR}}$ follows from the existence of optimizers for each point in Ω_ε (see Section 5.3). It remains to prove Lemma 5.5.

Proof of Lemma 5.5. First, without loss of generality, we can set $c = 0$. This follows from the linear substitution in all the conditions on the required functions a and b .

Now we verify that for any ℓ , $0 < \ell \leq \ell_0$, there exist points a and $b = a + \ell$ solving equation (5.4), and for such points the relation $a < 0 < b$ is always fulfilled. Note that for all the points a and b such that $-\ell_0 \leq a < b \leq 0$, the

left part of chord equation (5.4) is strictly smaller than its right part. Indeed, the requirement on the sign of f''' implies that f'' is strictly increasing on $[-\ell_0, 0]$, and so f' is strictly convex on this interval. Thus, on (a, b) the function f' is strictly less than the linear function whose graph contains the points $(a, f'(a))$ and $(b, f'(b))$. This implies that the average of f' over $[a, b]$ is strictly less than the average of this linear function, i.e.

$$\langle f' \rangle_{[a,b]} < \frac{f'(a) + f'(b)}{2}.$$

Similarly, for any points a and b such that $0 \leq a < b \leq \ell_0$, the left part of equation (5.4) is strictly greater than its right part.

If we fix ℓ and set $b = a + \ell$, then we can treat the difference between the left and right parts of (5.4) as a continuous function of $a \in [-\ell_0, 0]$. We see that this function takes both positive and negative values. Therefore, it vanishes at some point a , and the pair a and $b = a + \ell$ solves equation (5.4). Besides, in view of our considerations in the beginning of the proof, we have $a < 0$ and $b > 0$.

Now we prove that $D_L(a, b) < 0$ and $D_R(a, b) < 0$ if a and b solve equation (5.4). Consider the function

$$q(t) = f'(t) + \alpha_1 t + \alpha_2,$$

where the coefficients α_1 and α_2 are chosen so that $q(a) = q(b) = 0$. It is easily shown that such a function has the following properties:

- 1) $q'' = f'''$;
- 2) equation (5.4) on the ends of chords is equivalent to the identity $\langle q \rangle_{[a,b]} = 0$;
- 3) the inequalities $D_L(a, b) < 0$ and $D_R(a, b) < 0$ can be rewritten as $q'(a) < 0$ and $q'(b) < 0$, respectively.

Further, by the condition on the sign of f''' , the function q is strictly convex on $[a, 0]$ and strictly concave on $[0, b]$. Thus, by simple geometric considerations, q has at most one root on (a, b) . If this root does not exist, then the identity $\langle q \rangle_{[a,b]} = 0$ cannot hold (this identity means precisely that the areas of two hatched domains on Figure 11 are equal).

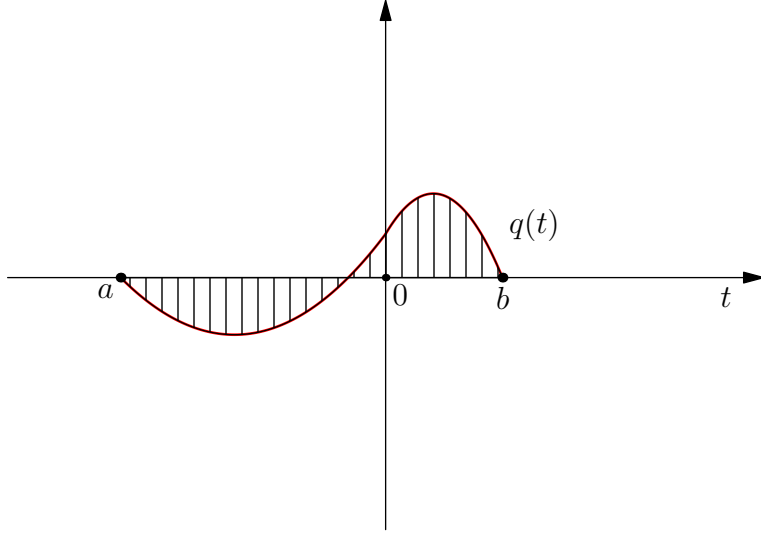


Figure 11: A function with zero mean (its convexity changes at $t = 0$).

But if $q'(a) \geq 0$ or $q'(b) \geq 0$, the function q has no roots on (a, b) by geometric considerations. Thus, we have proved the estimates $D_L(a, b) < 0$ and $D_R(a, b) < 0$.

Now we find points a_0 and $b_0 = a_0 + \ell_0$ solving equation (5.4). This equation can be written as $\Phi(a_0, \ell_0) = 0$, where

$$\Phi(a, \ell) = \ell(f'(a) + f'(a + \ell)) - 2(f(a + \ell) - f(a)).$$

Differentiating Φ with respect to the first variable, we have

$$\begin{aligned} \Phi'_a(a, \ell) &= \ell(f''(a) + f''(a + \ell)) - 2(f'(a + \ell) - f'(a)) \\ &= \ell(D_L(a, b) + D_R(a, b)). \end{aligned}$$

Therefore, $\Phi'_a(a_0, \ell_0) < 0$. Consequently, by the implicit function theorem, there exists an interval $(\tilde{\ell}, \ell_0]$ on which we can define a unique differentiable function $a(\ell)$ satisfying the identity $a(\ell_0) = a_0$ and, together with the function $b(\ell) = a(\ell) + \ell$, solving chord equation (5.4). In addition,

$$a'(\ell) = -\frac{\Phi'_\ell(a(\ell), \ell)}{\Phi'_a(a(\ell), \ell)}.$$

But

$$\Phi'_\ell(a, \ell) = \ell f''(a + \ell) + f'(a) - f'(a + \ell) = \ell D_R(a, b),$$

and so $-1 < a'(\ell) < 0$ and $b'(\ell) = a'(\ell) + 1 > 0$ for $\ell \in (\tilde{\ell}, \ell_0]$.

Further, let $(\tilde{\ell}, \ell_0]$ be the union of all the appropriate intervals, i.e. the intervals such that the identity $\Phi(a, \ell) = 0$, together with the requirement $a(\ell_0) = a_0$, defines a unique differentiable function $a(\ell)$ on them. We claim that $\tilde{\ell} = 0$. Indeed, let $\tilde{\ell} > 0$. We choose some decreasing sequence ℓ_n on $(\tilde{\ell}, \ell_0]$ that converges to $\tilde{\ell}$. Then $a_n = a(\ell_n)$ is an increasing sequence and, besides, $a_n < 0$. We denote its limit by \tilde{a} . By continuity, we have $\Phi(\tilde{a}, \tilde{\ell}) = 0$. Then, using the implicit function theorem again, we can increase the interval $(\tilde{\ell}, \ell_0]$. But this contradicts the assumption of its maximality.

As a result, we have the functions a and b defined on $(0, \ell_0]$ and satisfying all the conditions required. \square

5.5 Examples

Example 7. A fourth-degree polynomial. In example 5, we discussed the case of an arbitrary fourth-degree polynomial with positive leading coefficient. Now we apply Theorem 5.4 to a fourth-degree polynomial with negative leading coefficient. Such a polynomial belongs to $\mathfrak{W}_{\varepsilon_0}^0$ for any $\varepsilon_0 > 0$. From Remark 2.3, it follows that, without loss of generality, we may set $f(t) = -(t - c)^4$. The conditions of Theorem 5.4 are satisfied for such a function, and so it remains to find an analytic expression for the Bellman function.

First, we are looking for a domain foliated by chords (a cup). Let $a = c - \sigma$ and $b = c + \tau$. Then after this substitution and simple transformations, equation (5.4) takes the form

$$(\sigma - \tau)(\sigma + \tau)^2 = 0.$$

Since the ends of the chords must lie on the opposite sides from the point c (the cup origin), the numbers σ and τ must have the same sign. Thus, their sum cannot vanish, and so $\sigma = \tau$. Therefore, all the chords are parallel to each other and the ends of the cup are $c - \varepsilon$ and $c + \varepsilon$. For any $\sigma \in [0, \varepsilon]$, the Bellman function on $[A, B]$, where $a = c - \sigma$ and $b = c + \sigma$, can be calculated by the formula

$$\begin{aligned} \mathbf{B}_\varepsilon(x_1, x_2) &= \mathbf{B}_\varepsilon(x_1, (a + b)x_1 - ab) = \mathbf{B}_\varepsilon(x_1, 2cx_1 - c^2 + \sigma^2) \\ &= \frac{f(c + \sigma) - f(c - \sigma)}{2\sigma}(x_1 - c + \sigma) + f(c - \sigma) = -\sigma^4. \end{aligned}$$

Now we find the Bellman function in the remaining domains. As we know, the domain on the right of the cup is foliated by the right tangents, and so the Bellman function in it is given by

$$\mathbf{B}_\varepsilon(x_1, x_2) = m_{\mathbf{R}}(u; c + \varepsilon)(x_1 - u) - (u - c)^4,$$

where $u = x_1 + \varepsilon - \sqrt{x_1^2 - x_2 + \varepsilon^2}$. The function $m_{\mathbf{R}}(u; c + \varepsilon)$ can be calculated by (5.13):

$$\begin{aligned} m_{\mathbf{R}}(u; c + \varepsilon) &= -4\varepsilon^{-1}e^{-u/\varepsilon} \int_{c+\varepsilon}^u (t - c)^3 e^{t/\varepsilon} dt \\ &= -8\varepsilon^3 e^{1 - \frac{u-c}{\varepsilon}} - 4(u - c)^3 + 12\varepsilon(u - c)^2 - 24\varepsilon^2(u - c) + 24\varepsilon^3. \end{aligned}$$

On the left of the cup, the domain is foliated by the left tangents and we have

$$\mathbf{B}_{\varepsilon}(x_1, x_2) = m_{\mathbf{L}}(u; c - \varepsilon)(x_1 - u) - (u - c)^4,$$

where $u = x_1 - \varepsilon + \sqrt{x_1^2 - x_2 + \varepsilon^2}$. The function $m_{\mathbf{L}}(u; c - \varepsilon)$ can be calculated by (5.11):

$$\begin{aligned} m_{\mathbf{L}}(u; c - \varepsilon) &= -4\varepsilon^{-1}e^{u/\varepsilon} \int_u^{c-\varepsilon} (t - c)^3 e^{-t/\varepsilon} dt \\ &= 8\varepsilon^3 e^{1 + \frac{u-c}{\varepsilon}} - 4(u - c)^3 - 12\varepsilon(u - c)^2 - 24\varepsilon^2(u - c) - 24\varepsilon^3. \end{aligned}$$

6 General case

In this chapter we will obtain the function $\mathbf{B}_{\varepsilon}(x; f)$ for $f \in \mathfrak{W}_{\varepsilon_0}^N$, $N \in \mathbb{Z}_+$. In Sections 6.1 and 6.2, we will study another construction that is, in some sense, a mixture of an angle and a cup. In Section 6.3, we will see that all our constructions will suffice for the announced function \mathbf{B}_{ε} to be built. Also, we will describe the general form of this function. Finally, in Section 6.5, we will explain how to obtain \mathbf{B}_{ε} .

6.1 Trolleybus

The following considerations, which are not intended to be rigorous, will lead us to a new construction (the last of those that are required for the general case). We have seen in Section 4.3 that in the situation where f''' changes its sign from minus to plus, an angle Ω_{ang} can arise. If f''' changes its sign from plus to minus, then the cup Ω_{cup} arises around the point where the sign changes. Now we assume that f''' changes its sign twice. Then one point where the sign changes generates a cup and the other can generate an angle. It is not difficult to imagine a situation where the angle and the cup stick together. It turns out, that they can not only stick, but “mix” with each other and generate one of the constructions shown in Figures 12 and 13. Now

we give a rigorous description of such constructions and build corresponding Bellman candidates.

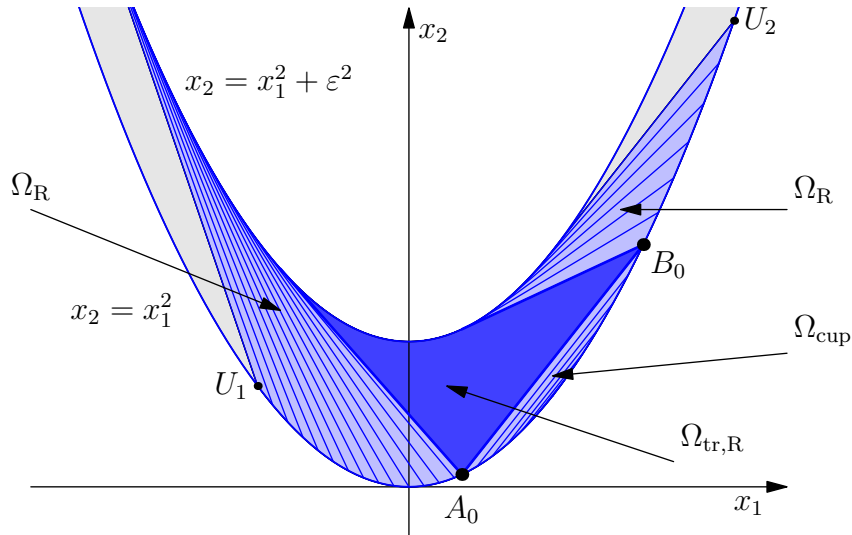


Figure 12: A right trolleybus $\Omega_{\text{tr,R}}$.

Suppose $u_1 < a_0 < b_0 < u_2$ and $b_0 - a_0 \leq 2\varepsilon$. Consider a cup $\Omega_{\text{cup}}(a_0, b_0)$ (it may be not full) and the domains $\Omega_{\text{R}}(u_1, a_0)$ and $\Omega_{\text{R}}(b_0, u_2)$ foliated by the extremal tangents. The quadrangular subdomain of Ω_ε , bounded by the upper chord $[A_0, B_0]$, the right tangents coming from A_0 and B_0 , and the arc of the upper parabola, is called *the right trolleybus*⁴ and is denoted by $\Omega_{\text{tr,R}}(a_0, b_0)$ (see Figure 12). Similarly, we can define the left trolleybus $\Omega_{\text{tr,L}}(a_0, b_0)$ and the corresponding construction shown in Figure 13.

⁴Glancing at Figure 12, the reader will hardly understand why such a name was chosen. The point is the low artistic skills of the authors. When this construction was drawn on a blackboard for the first time, the one-sided tangents, bounding the subdomain, were almost parallel and looked like trolley poles drawing the electricity from the upper parabola.

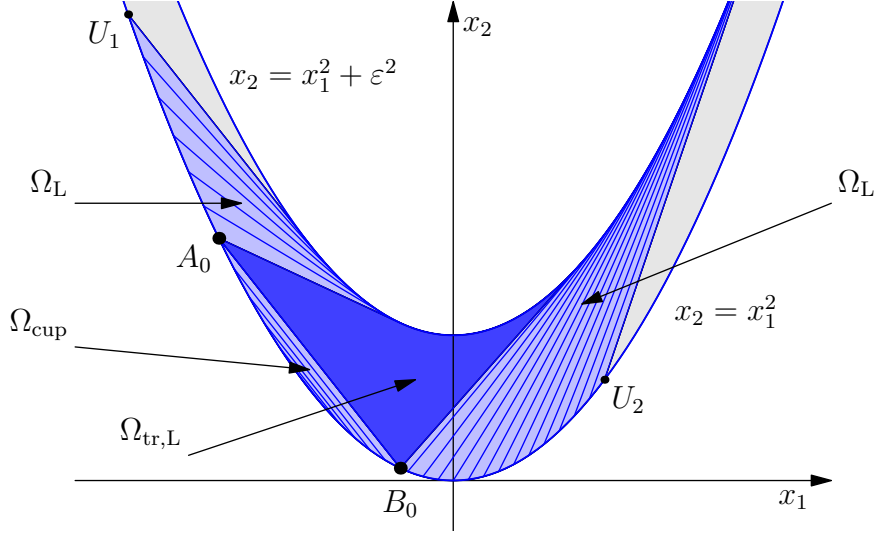


Figure 13: A left trolleybus $\Omega_{\text{tr,L}}$.

Note that for $b_0 - a_0 = 2\varepsilon$ the trolleybus degenerates into an angle adjacent to a cup.

We consider the construction with the right trolleybus. Our goal is to build a Bellman candidate in the domain

$$\Omega_{\text{RR}}(u_1, [a_0, b_0], u_2) = \Omega_{\text{R}}(u_1, a_0) \cup \Omega_{\text{cup}}(a_0, b_0) \cup \Omega_{\text{tr,R}}(a_0, b_0) \cup \Omega_{\text{R}}(b_0, u_2).$$

We denote the function required by $B^{\text{RR}}(x; u_1, [a_0, b_0], u_2)$. In the trolleybus, our candidate is linear by the minimality:

$$\begin{aligned} B^{\text{RR}}(x; u_1, [a_0, b_0], u_2) &= B^{\text{tr,R}}(x; a_0, b_0) \\ &= \beta_1 x_1 + \beta_2 x_2 + \beta_0, \quad x \in \Omega_{\text{tr,R}}(a_0, b_0). \end{aligned}$$

We already know that the Bellman candidate coincides with $B^{\text{cup}}(x; a_0, b_0)$ in $\Omega_{\text{cup}}(a_0, b_0)$ and with $B^{\text{R}}(x; b_0, u_2)$ in $\Omega_{\text{R}}(b_0, u_2)$. The latter function is not defined uniquely (the value $m_{\text{R}}(b_0)$ must be chosen). The necessary and sufficient conditions for the concatenation of $B^{\text{tr,R}}(x; a_0, b_0)$, $B^{\text{cup}}(x; a_0, b_0)$, and $B^{\text{R}}(x; b_0, u_2)$ to be continuous, can be written as

$$\begin{cases} \beta_1 a_0 + \beta_2 a_0^2 + \beta_0 = f(a_0); \\ \beta_1 b_0 + \beta_2 b_0^2 + \beta_0 = f(b_0); \\ m_{\text{R}}(b_0) = \beta_1 + 2(b_0 - \varepsilon)\beta_2. \end{cases} \quad (6.1)$$

Indeed, the first two identities must be fulfilled by the boundary condition, and they imply that $B^{\text{tr,R}}$ is glued to B^{cup} continuously. The last identity

guarantees that the concatenation of $B^{\text{tr,R}}(x; a_0, b_0)$ and $B^{\text{R}}(x; b_0, u_2)$ is continuous. We have obtained this equation expressing x_2 in terms of x_1 on the right boundary of the trolleybus (see equation (R) in Section 3.1) and then equating the coefficient of x_1 with $m_{\text{R}}(b_0)$.

Now, assume that the functions $B^{\text{cup}}(x; a_0, b_0)$ and $B^{\text{R}}(x; b_0, u_2)$ are locally concave. In order for their concatenation with $B^{\text{tr,R}}(x; a_0, b_0)$ to be locally concave, it is necessary that the jumps of the derivative in x_2 are non-positive on the corresponding boundaries of $\Omega_{\text{tr,R}}$. Using (5.8), we see that on the lower boundary of the trolleybus (i.e. on the chord $[A_0, B_0]$), the jump can be calculated as follows:

$$\delta_1 = \beta_2 - \frac{1}{2} \langle f'' \rangle_{[a_0, b_0]}.$$

On the right boundary of the trolleybus (i.e. on the right tangent coming from B_0), the jump can be calculated by the formula

$$\delta_2 = \lim_{u \rightarrow b_0^+} t_2(u) - \beta_2,$$

where $t_2 = B_{x_2}^{\text{R}}$ in $\Omega_{\text{R}}(b_0, u_2)$. Using (3.7), (3.6), and, after that, the last identity in (6.1), we obtain

$$\lim_{u \rightarrow b_0^+} t_2(u) = \frac{m'_{\text{R}}(b_0)}{2} = \frac{f'(b_0) - m_{\text{R}}(b_0)}{2\varepsilon} = \frac{f'(b_0) - \beta_1 - 2(b_0 - \varepsilon)\beta_2}{2\varepsilon}.$$

Therefore, we have

$$\delta_2 = \frac{f'(b_0) - \beta_1 - 2\beta_2 b_0}{2\varepsilon}. \quad (6.2)$$

Subtracting the first equation in (6.1) from the second one, we get

$$\beta_1 + \beta_2(a_0 + b_0) = \frac{f(b_0) - f(a_0)}{b_0 - a_0} = \langle f' \rangle_{[a_0, b_0]}. \quad (6.3)$$

Using chord equation (5.4), we obtain

$$\beta_1 + \beta_2(a_0 + b_0) = \frac{f'(a_0) + f'(b_0)}{2}. \quad (6.4)$$

Expressing β_1 in terms of β_2 and substituting the resulting expression into (6.2), we have

$$\begin{aligned} \delta_2 &= \frac{f'(b_0) - f'(a_0) - 2\beta_2(b_0 - a_0)}{4\varepsilon} \\ &= -\frac{b_0 - a_0}{2\varepsilon} \left(\beta_2 - \frac{1}{2} \langle f'' \rangle_{[a_0, b_0]} \right) \\ &= -\frac{b_0 - a_0}{2\varepsilon} \delta_1. \end{aligned}$$

But δ_1 and δ_2 must have the same sign and so $\delta_1 = \delta_2 = 0$. In its turn, this condition implies that the concatenation of $B^{\text{cup}}(x; a_0, b_0)$, $B^{\text{tr,R}}(x; a_0, b_0)$, and $B^{\text{R}}(x; b_0, u_2)$ is C^1 -smooth (because on the boundaries of the trolleybus the derivatives in two non-collinear directions — along x_2 and along the corresponding boundary — are glued continuously). But if the concatenation is C^1 -smooth and its components are locally concave, then it is also locally concave. Therefore, the identity $\delta_1 = 0$ or

$$\beta_2 = \frac{1}{2} \langle f'' \rangle_{[a_0, b_0]} \quad (6.5)$$

is a necessary and sufficient condition for the concatenation of the linear function $B^{\text{tr,R}}(x; a_0, b_0)$ with the locally concave functions $B^{\text{cup}}(x; a_0, b_0)$ and $B^{\text{R}}(x; b_0, u_2)$ to be locally concave. Substituting expression (6.5) into (6.3), we get

$$\beta_1 = \langle f' \rangle_{[a_0, b_0]} - \frac{1}{2} (b_0 + a_0) \langle f'' \rangle_{[a_0, b_0]}. \quad (6.6)$$

Also, the expression for β_2 can be substituted in (6.4):

$$\begin{aligned} \beta_1 &= \frac{f'(a_0) + f'(b_0)}{2} - (a_0 + b_0) \frac{f'(b_0) - f'(a_0)}{2(b_0 - a_0)} \\ &= \frac{b_0 f'(a_0) - a_0 f'(b_0)}{b_0 - a_0}. \end{aligned} \quad (6.7)$$

Summing the first and the second equations in (6.1) and, after that, substituting expressions (6.5) and (6.6), we obtain

$$\beta_0 = \frac{b_0 f(a_0) - a_0 f(b_0)}{b_0 - a_0} + \frac{1}{2} a_0 b_0 \langle f'' \rangle_{[a_0, b_0]}. \quad (6.8)$$

Finally, substituting expressions (6.5) and (6.7) in the last equation into (6.1), we have

$$\begin{aligned} m_{\text{R}}(b_0) &= \frac{b_0 f'(a_0) - a_0 f'(b_0)}{b_0 - a_0} + (b_0 - \varepsilon) \frac{f'(b_0) - f'(a_0)}{b_0 - a_0} \\ &= f'(b_0) - \varepsilon \langle f'' \rangle_{[a_0, b_0]}. \end{aligned}$$

We note that if $b_0 - a_0 = 2\varepsilon$, then

$$m_{\text{R}}(b_0) = f'(b_0) - \frac{f'(b_0) - f'(a_0)}{2} = m_{\text{R}}(b_0; b_0),$$

where $m_{\text{R}}(u; b_0)$ is given by (5.13) (that expression was defined only for the case $b_0 - a_0 = 2\varepsilon$). Now we extend the notation $m_{\text{R}}(u; b_0)$ to the general

case $b_0 - a_0 \leq 2\varepsilon$:

$$m_{\mathbb{R}}(u; b_0) = (f'(b_0) - \varepsilon \langle f'' \rangle_{[a_0, b_0]}) e^{(b_0 - u)/\varepsilon} + \varepsilon^{-1} e^{-u/\varepsilon} \int_{b_0}^u f'(t) e^{t/\varepsilon} dt.$$

It is easy to prove that formula (5.16) for $m_{\mathbb{R}}''(u; b_0)$ remains true.

Thus, we have

$$m_{\mathbb{R}}(u) = m_{\mathbb{R}}(u; b_0), \quad u \in (b_0, u_2),$$

and

$$B^{\text{RR}}(x; u_1, [a_0, b_0], u_2) = B^{\mathbb{R}}(x; [a_0, b_0], u_2), \quad x \in \Omega_{\mathbb{R}}(b_0, u_2),$$

where the function $B^{\mathbb{R}}(x; [a_0, b_0], u_2)$ is still given by (5.14).

Now we consider the concatenation of $B^{\text{tr}, \mathbb{R}}$ and $B^{\mathbb{R}}(x; u_1, a_0)$. Arguing the same way as for the right boundary of the trolleybus, we get a necessary and sufficient condition for our concatenation to be continuous on the left boundary:

$$m_{\mathbb{R}}(a_0) = \beta_1 + 2(a_0 - \varepsilon)\beta_2.$$

Substituting expressions (6.5) and (6.7) into this formula, we obtain

$$\begin{aligned} m_{\mathbb{R}}(a_0) &= \frac{b_0 f'(a_0) - a_0 f'(b_0)}{b_0 - a_0} + (a_0 - \varepsilon) \frac{f'(b_0) - f'(a_0)}{b_0 - a_0} \\ &= f'(a_0) - \varepsilon \langle f'' \rangle_{[a_0, b_0]}. \end{aligned} \quad (6.9)$$

Using equation (3.6) twice, we have

$$m_{\mathbb{R}}(a_0) = f'(a_0) - \varepsilon m'_{\mathbb{R}}(a_0) = f'(a_0) - \varepsilon (f''(a_0) - \varepsilon m''_{\mathbb{R}}(a_0)).$$

This allows us to rewrite identity (6.9) as

$$m''_{\mathbb{R}}(a_0) = \varepsilon^{-1} (f''(a_0) - \langle f'' \rangle_{[a_0, b_0]}) = \varepsilon^{-1} D_{\mathbb{L}}(a_0, b_0), \quad (6.10)$$

where $D_{\mathbb{L}}$ is defined by the first relation in (5.7).

Now we verify that the resulting condition implies not only that the concatenation of $B^{\mathbb{R}}(x; u_1, a_0)$ and $B^{\text{tr}, \mathbb{R}}(x; a_0, b_0)$ is continuous, but also that it is C^1 -smooth. We set $t_2 = B_{x_2}^{\mathbb{R}}$ in $\Omega_{\mathbb{R}}(u_1, a_0)$. Using (3.7), (3.6), and (6.9), we get

$$\lim_{u \rightarrow a_0^-} t_2(u) = \frac{m'_{\mathbb{R}}(a_0)}{2} = \frac{f'(a_0) - m_{\mathbb{R}}(a_0)}{2\varepsilon} = \frac{1}{2} \langle f'' \rangle_{[a_0, b_0]} = \beta_2.$$

As usual, this implies the C^1 -smoothness of the concatenation on the left boundary of the trolleybus. But since the concatenation is C^1 -smooth, it is locally concave provided all its components are locally concave.

Now we discuss the left trolleybus $\Omega_{\text{tr,L}}(a_0, b_0)$ and construct a candidate $B^{\text{LL}}(x; u_1, [a_0, b_0], u_2)$ in the union

$$\Omega_{\text{LL}}(u_1, [a_0, b_0], u_2) = \Omega_{\text{L}}(u_1, a_0) \cup \Omega_{\text{cup}}(a_0, b_0) \cup \Omega_{\text{tr,L}}(a_0, b_0) \cup \Omega_{\text{L}}(b_0, u_2).$$

In order to build such a candidate, we can reason in the same way as we did for B^{RR} . We obtain

$$\begin{aligned} B^{\text{LL}}(x; u_1, [a_0, b_0], u_2) &= B^{\text{tr,L}}(x; a_0, b_0) \\ &= \beta_1 x_1 + \beta_2 x_2 + \beta_0, \quad x \in \Omega_{\text{tr,L}}(a_0, b_0), \end{aligned}$$

where β_1 , β_2 and β_0 are the same as for the right trolleybus. Further, defining the function $m_{\text{L}}(u; a_0)$, $u \in (u_1, a_0]$, by the formula

$$m_{\text{L}}(u; a_0) = (f'(a_0) + \varepsilon \langle f'' \rangle_{[a_0, b_0]}) e^{(u-a_0)/\varepsilon} + \varepsilon^{-1} e^{u/\varepsilon} \int_u^{a_0} f'(t) e^{-t/\varepsilon} dt$$

(clearly, this formula coincides with (5.11) if $b_0 - a_0 = 2\varepsilon$), we obtain

$$B^{\text{LL}}(x; u_1, [a_0, b_0], u_2) = B^{\text{L}}(x; u_1, [a_0, b_0]), \quad x \in \Omega_{\text{L}}(u_1, a_0),$$

where the function on the right is defined by (5.12). Note that formula (5.15) for $m_{\text{L}}''(u; a_0)$ is still correct. Concerning the domain $\Omega_{\text{L}}(b_0, u_2)$, we have

$$B^{\text{LL}}(x; u_1, [a_0, b_0], u_2) = B^{\text{L}}(x; b_0, u_2), \quad x \in \Omega_{\text{L}}(b_0, u_2),$$

where the coefficient $m_{\text{L}}(u)$, participating in the definition of $B^{\text{L}}(x; b_0, u_2)$, satisfies

$$m_{\text{L}}''(b_0) = -\varepsilon^{-1} D_{\text{R}}(a_0, b_0). \quad (6.11)$$

Now we note that by (5.15) identity (6.10) is equivalent to the equation

$$m_{\text{R}}''(a_0) + m_{\text{L}}''(a_0; a_0) = 0, \quad (6.12)$$

which has the same form as equation (4.2) for the vertex of an angle. Similarly, from (5.16), it follows that relation (6.11) is equivalent to the equation

$$m_{\text{L}}''(b_0) + m_{\text{R}}''(b_0; b_0) = 0. \quad (6.13)$$

Now, we can formulate a proposition in which our construction with a right trolleybus is described.

Proposition 6.1. *Let $u_1 < a_0 < b_0 < u_2$ and $b_0 - a_0 \leq 2\varepsilon$. Consider a cup $\Omega_{\text{cup}}(a_0, b_0)$, two domains $\Omega_{\text{R}}(u_1, a_0)$ and $\Omega_{\text{R}}(b_0, u_2)$ foliated by the right extremal tangents, and the linearity domain $\Omega_{\text{tr,R}}(a_0, b_0)$ located between them all. A Bellman candidate in the union $\Omega_{\text{RR}}(u_1, [a_0, b_0], u_2)$ of these four domains has the form*

$$B^{\text{RR}}(x; u_1, [a_0, b_0], u_2) = \begin{cases} B^{\text{R}}(x; u_1, a_0), & x \in \Omega_{\text{R}}(u_1, a_0); \\ B^{\text{cup}}(x; a_0, b_0), & x \in \Omega_{\text{cup}}(a_0, b_0); \\ B^{\text{tr,R}}(x; a_0, b_0), & x \in \Omega_{\text{tr,R}}(a_0, b_0); \\ B^{\text{R}}(x; [a_0, b_0], u_2), & x \in \Omega_{\text{R}}(b_0, u_2). \end{cases}$$

Here, $B^{\text{tr,R}}(x; a_0, b_0) = \beta_1 x_1 + \beta_2 x_2 + \beta_0$ is the linear function with the coefficients given by (6.5), (6.7), and (6.8). In addition, the following conditions must be satisfied:

$$\begin{cases} m_{\text{R}}''(u; b_0) \leq 0 & \text{for } u \in (b_0, u_2); \\ m_{\text{R}}''(a_0) + m_{\text{L}}''(a_0; a_0) = 0; \\ m_{\text{R}}''(u) \leq 0 & \text{for } u \in (u_1, a_0), \end{cases}$$

where $m_{\text{L}}''(u; a_0)$ and $m_{\text{R}}''(u; b_0)$ are given by (5.15) and (5.16), respectively.

We also give a symmetric proposition for a left trolleybus.

Proposition 6.2. *Let $u_1 < a_0 < b_0 < u_2$ and $b_0 - a_0 \leq 2\varepsilon$. Consider a cup $\Omega_{\text{cup}}(a_0, b_0)$, two domains $\Omega_{\text{L}}(u_1, a_0)$ and $\Omega_{\text{L}}(b_0, u_2)$ foliated by the left extremal tangents, and the linearity domain $\Omega_{\text{tr,L}}(a_0, b_0)$ located between them all. A Bellman candidate in the union $\Omega_{\text{LL}}(u_1, [a_0, b_0], u_2)$ of these four domains has the form*

$$B^{\text{LL}}(x; u_1, [a_0, b_0], u_2) = \begin{cases} B^{\text{L}}(x; u_1, [a_0, b_0]), & x \in \Omega_{\text{L}}(u_1, a_0); \\ B^{\text{cup}}(x; a_0, b_0), & x \in \Omega_{\text{cup}}(a_0, b_0); \\ B^{\text{tr,L}}(x; a_0, b_0), & x \in \Omega_{\text{tr,L}}(a_0, b_0); \\ B^{\text{L}}(x; b_0, u_2), & x \in \Omega_{\text{L}}(b_0, u_2). \end{cases}$$

Here, $B^{\text{tr,L}}(x; a_0, b_0) = \beta_1 x_1 + \beta_2 x_2 + \beta_0$ is the linear function with the coefficients given by (6.5), (6.7), and (6.8). In addition, the following conditions must be fulfilled:

$$\begin{cases} m_{\text{L}}''(u; a_0) \geq 0 & \text{for } u \in (u_1, a_0); \\ m_{\text{L}}''(b_0) + m_{\text{R}}''(b_0; b_0) = 0; \\ m_{\text{L}}''(u) \geq 0 & \text{for } u \in (b_0, u_2). \end{cases}$$

6.2 Optimizers in trolleybuses

In this subsection we discuss delivery curves and optimizers in constructions with trolleybuses. We treat in detail only the case of a right trolleybus.

Suppose B is a Bellman candidate in the whole domain Ω_ε and some part of the corresponding foliation forms the construction $\Omega_{\text{RR}}(u_1, [a_0, b_0], u_2)$ described in Proposition 6.1. We already know how to build delivery curves in the domain $\Omega_{\text{R}}(u_1, a_0)$ and in the cup $\Omega_{\text{cup}}(a_0, b_0)$ ⁵ (see Sections 3.3 and 5.3). Let A_1 and B_1 be the points where the rear and the front “trolley poles” of $\Omega_{\text{tr,R}}(a_0, b_0)$ touch the upper parabola: $A_1 = (a_0 - \varepsilon, (a_0 - \varepsilon)^2 + \varepsilon^2)$ and $B_1 = (b_0 - \varepsilon, (b_0 - \varepsilon)^2 + \varepsilon^2)$. Let γ be the left delivery curve that runs along the upper parabola in $\Omega_{\text{R}}(u_1, a_0)$ and ends at the point A_1 . This point is the entry node of $\Omega_{\text{tr,R}}$ and, as we will see later, the curve γ can be continued from A_1 up to each point of the trolleybus. To get an idea of how we are going to do this, the reader can look at Figure 14, which shows various delivery curves in the trolleybus.

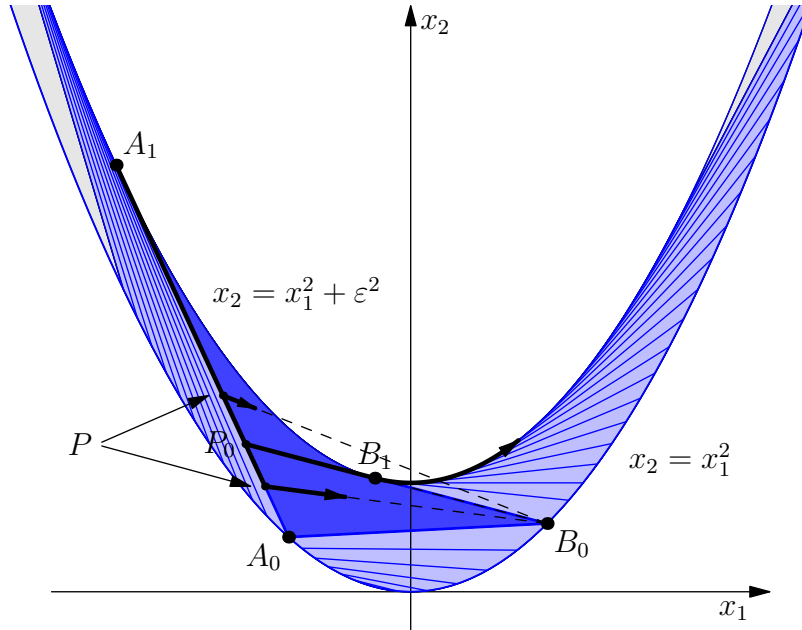


Figure 14: A right trolleybus $\Omega_{\text{tr,R}}$ and delivery curves.

Let P_0 be the point where the straight line, containing “the front pole”

⁵It is worth noting that $\Omega_{\text{R}}(u_1, a_0)$ and $\Omega_{\text{cup}}(a_0, b_0)$ are not connected with each other by delivery curves. This situation should not be confused with the case of a full cup and two domains adjacent to it.

$[B_1, B_0]$ of the trolleybus, intersects “the rear pole” $[A_1, A_0]$. We use Proposition 3.5 from Section 3.3 twice and continue γ with the segment $[A_1, P_0]$ and, after that, with the segment $[P_0, B_1]$. An important feature of the curve just constructed is that it “transits” through the trolleybus and ends at the entry node of $\Omega_R(b_0, u_2)$. Then this curve can be continued up to any point of $\Omega_R(b_0, u_2)$ (see Section 3.3 again). Now we consider the points lying in the triangle with vertices P_0, A_0 , and B_0 . The curve γ can be continued up to any such a point x in the same way as above. First, we find the point P where the straight line, containing the segment $[x, B_0]$, intersects the segment $[A_1, A_0]$. After that, we continue γ with the segments $[A_1, P]$ and $[P, x]$.

It remains to consider the points of the trolleybus that get into the triangle with vertices P_0, A_1 , and B_1 . First, we find point $P \in [A_1, A_0]$ in the same way as described above and continue γ with the segment $[A_1, P]$. By Proposition 3.5, the new curve is still a left delivery curve. We continue it with the segment $[P, x]$. Although the conditions of Proposition 3.5 are not satisfied this time, we still obtain a left delivery curve as a result. The fact is that the conditions of another proposition — some modification of Proposition 3.5 — are fulfilled. This modification allows us to overcome the difficulties appearing from the fact that our curve is continued along the segment intersecting the upper boundary transversally.

Proposition 6.3. *Let γ be a convex left delivery curve that is generated by a test function φ defined on $I = [l, r]$. Suppose γ ends with a straight segment described in Proposition 3.5. By A_0 we denote the point where the line, containing this segment, intersects the lower parabola. On the lower parabola, we also choose a point B_0 such that $0 < b_0 - a_0 \leq 2\varepsilon$. Further, let $x \in [\gamma(r), B_0]$ be a point such that the candidate B is linear on $[\gamma(r), x]$. Also, we assume that on the straight segment that the curve γ ends with, there exists a point $\gamma(s_0)$, $s_0 \in I$, such that the line L , containing the segment $[\gamma(s_0), x]$, does not intersect the upper parabola (see Figure 15). If we now continue the curve γ with the segment $[\gamma(r), x]$, then the resulting curve $\tilde{\gamma}$ remains a left delivery curve. It is generated by the function*

$$\tilde{\varphi}(s) = \begin{cases} \varphi(s), & s \in I; \\ b_0, & s \in [r, \tilde{r}]. \end{cases}$$

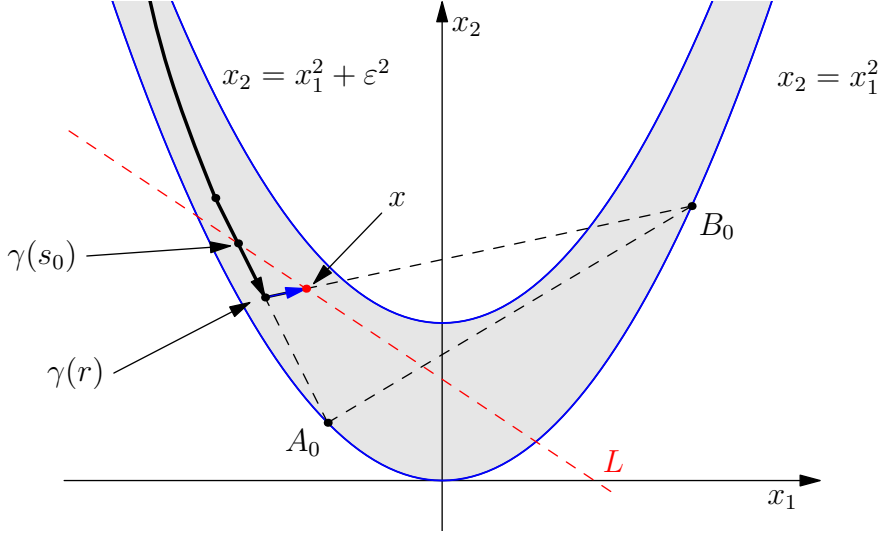


Figure 15: Illustration to the proof of Proposition 6.3.

Proof. The fact that $\tilde{\varphi}$, $\tilde{\gamma}$, and B are related by (2.6) and (2.7), can be proved in the same way as in Proposition 3.5. Thus, we only need to verify that $\tilde{\varphi} \in \text{BMO}_\varepsilon([l, \tilde{r}])$. We take an arbitrary interval $[c, d] \subset [l, \tilde{r}]$ and see where the Bellman point $x^{[c,d]} = (\langle \varphi \rangle_{[c,d]}, \langle \varphi^2 \rangle_{[c,d]})$ is located. If $d \leq r$, then the required estimate, as usual, follows from the fact that $\varphi \in \text{BMO}_\varepsilon(I)$. Therefore, it is sufficient to consider the case where $d > r$ and the point $\tilde{\gamma}(d) = x^{[l,d]}$ lies on the added segment $[\gamma(r), x]$ (in such a case, this point, of course, lies under the line L).

Next, if $c > r$, then $\tilde{\varphi}$ is identically equal to b_0 on $[c, d]$, and there is nothing to prove. If $s_0 \leq c \leq r$, then on $[c, d]$ the function $\tilde{\varphi}$ is a step function with values a_0 and b_0 . But then $x^{[c,d]}$ lies on the chord $[A_0, B_0]$, which is contained in Ω_ε entirely, because $|a_0 - b_0| \leq 2\varepsilon$.

Now, let $c < s_0$. In this case, the point $\tilde{\gamma}(c) = x^{[l,c]}$ lies on the initial delivery curve above L . But the points $\tilde{\gamma}(c)$, $x^{[c,d]}$, and $\tilde{\gamma}(d)$ lie on one line. The last point is a convex combination of the first two and locates between them. Hence, $x^{[c,d]}$ lies below L and, therefore, under the upper parabola. \square

Thus, since certain delivery curves in trolleybus intersect the upper parabola transversally, it is not always possible to employ Lemma 2.16 and Proposition 3.5 directly. But we can overcome this difficulty using Proposition 6.3.

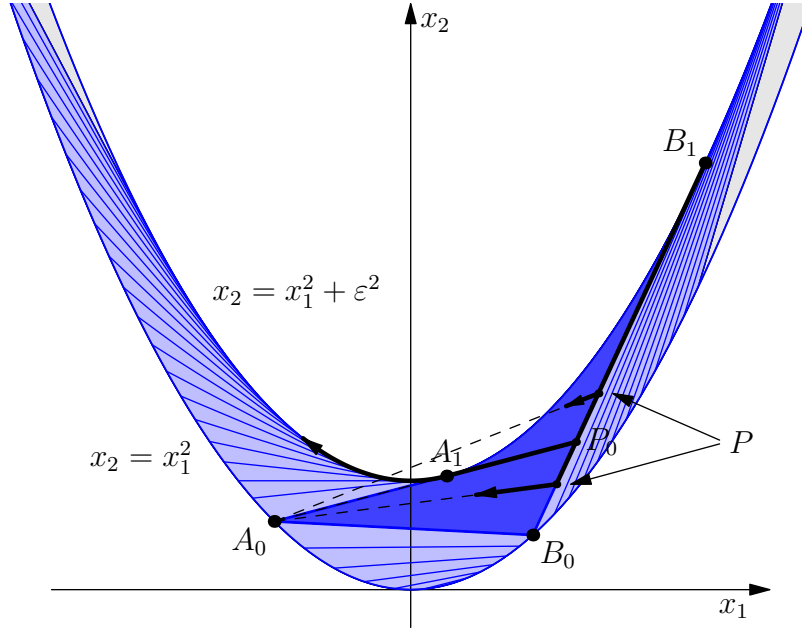


Figure 16: A left trolleybus $\Omega_{tr,L}$ and delivery curves.

In left trolleybuses, delivery curves can be constructed exactly the same way. We omit detailed arguments for this case (however, Figure 16 clarifies the matter entirely).

6.3 Foliation in general case

Now, using the components already constructed, we build a global Bellman candidate in the whole domain Ω_ε . First, we fix some signature Σ consisting of a finite number of symbols R and L that are arranged in an arbitrary order. We associate the pairs RL in this signature with angles, the pairs LR with full cups, and the pairs RR and LL with trolleybuses (right and left, respectively) attached to cups (not necessarily full). We suppose these angles and cups are pairwise disjoint and arranged in the same order as the corresponding pairs of symbols in Σ . We notice that all the domains located between them, together with two domains on the edges, have the form Ω_R or Ω_L . We assume that these domains are foliated by the suitable tangents. Then, by one of Propositions 3.2, 5.3, 6.1, or 6.2, Bellman candidates are defined uniquely in these domains. If we now assume that near each angle and each cup the conditions of the corresponding proposition — either one of the propositions just listed or Proposition 4.1 about an angle — are satisfied, then we obtain

some candidate B^Σ in the whole domain Ω_ε . It turns out that the Bellman function we are looking for has precisely such a form.

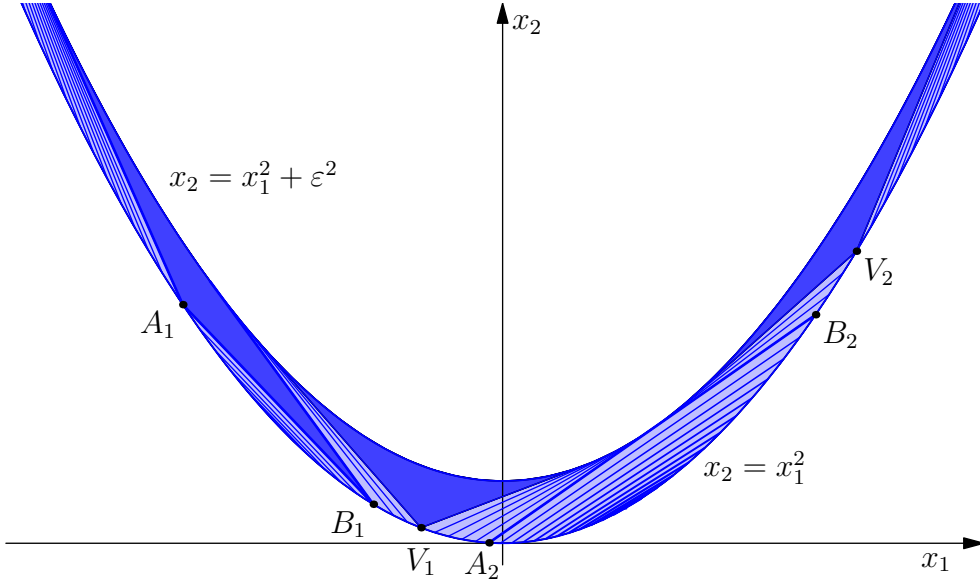


Figure 17: A global candidate B^{RRLRL} .

Theorem 6.4. *Suppose $0 < \varepsilon < \varepsilon_0$, $N \in \mathbb{Z}_+$, and $f \in \mathfrak{W}_{\varepsilon_0}^N$. Then we can choose a signature Σ such that a certain Bellman candidate B^Σ corresponds to it. In this case, we have $\mathbf{B}_\varepsilon(x; f) = B^\Sigma(x)$.*

In order to prove this theorem, we need some preparation. First, we present some new definitions.

Let c be a point where the third derivative f''' changes its sign from $+$ to $-$. By Lemma 5.5, there exist continuously differentiable functions $a(\ell)$ and $b(\ell) = a(\ell) + \ell$ on $[0, 2\varepsilon]$ that generate a cup originated at c , i.e. $a(0) = b(0) = c$. Together with the pair a and b we will need another pair of mutually inverse functions \tilde{a} and \tilde{b} . These functions have the same values as a and b , but their arguments are different. They are the first coordinates of the opposite ends of the chord. Namely, each of the pairs $\{\tilde{a}(u), u\}$ and $\{u, \tilde{b}(u)\}$ is a pair of points $\{a, b\}$ satisfying the cup equation (5.4).

Fixing the cup size ℓ , we define the following function D on $[a(\ell), b(\ell)]$:

$$D(u) \stackrel{\text{def}}{=} \begin{cases} -D_L(u, \tilde{b}(u)), & a(\ell) \leq u < c; \\ D_R(\tilde{a}(u), u), & c < u \leq b(\ell). \end{cases}$$

Recall that the differentials $D_L(a, b)$ and $D_R(a, b)$ were introduced by (5.7):

$$D_L(a, b) = f''(a) - \langle f'' \rangle_{[a,b]}, \quad D_R(a, b) = f''(b) - \langle f'' \rangle_{[a,b]}.$$

The function D can be naturally continued to c by zero. Note that the value of ℓ determines the domain of D only, the value of D at any fixed point does not depend on ℓ .

Definition 6.5. The function

$$F(u, \ell) \stackrel{\text{def}}{=} \begin{cases} e^{u/\varepsilon} \left[D(a(\ell))e^{-a(\ell)/\varepsilon} + \int_u^{a(\ell)} f'''(t)e^{-t/\varepsilon} dt \right], & u \in (-\infty, a(\ell)); \\ D(u), & u \in [a(\ell), b(\ell)]; \\ e^{-u/\varepsilon} \left[D(b(\ell))e^{b(\ell)/\varepsilon} + \int_{b(\ell)}^u f'''(t)e^{t/\varepsilon} dt \right], & u \in (b(\ell), +\infty), \end{cases}$$

defined on the entire real axis, will be called a *force function* or simply a *force*.

It is natural to call the point c *the source* of the force F . We call $[a(\ell), b(\ell)]$ *the screen* of F . We refer to the left and right parts $[a, c]$ and $[c, b]$ as to *the left and right screens* respectively.

Let us try to explain some mnemonic sense of the terminology introduced above. We know that one can build a cup around the source of any force. The reader can imagine that the force of any cup tries to push an angle away. As a result, an angle between two cups will be placed exactly at the point of balance of these two forces, where their sum is zero. There is only one counter-intuitive point: a force pushing an angle to the right is negative, and it is positive if it acts in the opposite direction. The segment $[a(\ell), b(\ell)]$ is called a screen because it screens, in a sense, the action of the force: we will see that the larger the screen is the less (in absolute value) is the power off the screen.

Some special cases should be mentioned separately. The formula for a force without a screen (zero screen: $\ell = 0$) is especially simple:

$$F(u, 0) = \begin{cases} e^{u/\varepsilon} \int_u^c f'''(t)e^{-t/\varepsilon} dt, & u \in (-\infty, c]; \\ e^{-u/\varepsilon} \int_c^u f'''(t)e^{t/\varepsilon} dt, & u \in [c, +\infty). \end{cases}$$

Forces with sources at infinity provide the simplest cases of the last formula. If $c = +\infty$, then

$$F(u, \ell) = e^{u/\varepsilon} \int_u^{+\infty} f'''(t)e^{-t/\varepsilon} dt, \quad u \in (-\infty, +\infty),$$

and if $c = -\infty$, then

$$F(u, \ell) = e^{-u/\varepsilon} \int_{-\infty}^u f'''(t) e^{t/\varepsilon} dt, \quad u \in (-\infty, +\infty).$$

These two expressions do not depend on ℓ (a finite screen at infinity cannot touch finite points). Therefore, we can always assume that the forces originated at infinity have zero screens, i.e. $\ell = 0$.

Note that the formula for a force almost coincides with the second derivative of the coefficient m in the expression for the Bellman function. Namely, formula (5.15) for $\varepsilon m_L''(u, a(\ell))$ gives the force on the left of the screen, and formula (5.16) for $\varepsilon m_R''(u, b(\ell))$ coincides with the same force on the right of the screen. Thus, we glue two expressions for $\varepsilon m_R''$ and $\varepsilon m_L''$, extending them continuously to the screen $[a(\ell), b(\ell)]$.

We introduce a few more notions.

Definition 6.6. An interval $[c, t^+]$, where

$$t^+ = t^+(\ell) \stackrel{\text{def}}{=} \sup\{t \mid F(s, \ell) \leq 0, \forall s, c \leq s \leq t\},$$

is called *the right tail* of the force F . *The left tail* is an interval $[t^-, c]$, where

$$t^- = t^-(\ell) \stackrel{\text{def}}{=} \inf\{t \mid F(s, \ell) \geq 0, \forall s, t \leq s \leq c\}.$$

The points $t^-(\ell)$ and $t^+(\ell)$ will be called the ends of the left and right tails correspondingly.

We recall that the requirements on the signs of $m_L''(u; a_0)$ and $m_R''(u; b_0)$ appear in Propositions 5.3, 6.1, and 6.2, where they guarantee the local concavity of the candidate on the left and on the right of the cup. Note that the tails are the maximal intervals where the force has the sign required. They show the size of the maximal region around the cup that the tangents can foliate.

Further, we recall that the equation

$$m_R''(v; b_1) + m_L''(v; a_2) = 0$$

appears in Proposition 4.1 as an equation for the vertex of the angle $\Omega_{\text{ang}}(v)$ and, also, in Propositions 6.1 and 6.2 as an equation for one of the trolleybus vertices. This inspires the following definition.

Definition 6.7. Two forces are called *balanced* if they satisfy two following conditions. First, their tails have non-empty intersection. Second, in this intersection we can choose a point v lying strictly between the sources of the forces and such that

$$F_1(v, \ell_1) + F_2(v, \ell_2) = 0. \quad (6.14)$$

This point v will be called *the balance point* and the equation above will be called *the balance equation*. A family of forces is called *balanced* if either this family consists of one element, or each pair of neighbor forces is balanced.

Suppose we have found a balanced family of forces with 2ε -screens such that the union of the tails covers the entire real axis. Moreover, let no balance point be inside any screen. Then, as it was explained in the beginning of this section, we are done. We have the desired foliation consisting of alternating cups and angles with vertices at balance points. The corresponding function B^Σ would be the desired Bellman candidate. However, if some points of balance are inside the screens, then such a family does not help to finish the construction so quickly. The following definition helps us to overcome these difficulties.

Definition 6.8. A balanced family of force functions is called *completely balanced* if it is under two following conditions. First, there are no balance points inside any screen. Second, at least one end of each screen whose size is less than 2ε coincides with a balance point.

We are now ready to state the proposition that immediately implies Theorem 6.4.

Proposition 6.9. *For any $f \in \mathfrak{W}_{\varepsilon_0}^N$, there exists a family of completely balanced forces such that their tails cover the entire axis.*

Now, we explain how to derive our theorem from this proposition. In the simplest case of one force, the Bellman function is already known (see Theorem 3.9 for $c = -\infty$, Theorem 3.10 for $c = +\infty$, and Theorem 5.4 for a finite c). Thus, we consider the situation when we have several completely balanced forces whose tails cover the entire axis. For each force with a source at a finite point, we build a cup whose size is equal to the size of the corresponding screen. If a cup is not full, then we have a balance point at least at one of its ends. We build the right or left trolleybus over such a cup depending on where (at what end of the cup) we have a balance point. After that, we construct the angles with vertices at the remaining balance points. In such a way, we obtain a collection of disjoint constructions, which includes cups, trolleybuses, and angles. We foliate all the remaining subdomains by the left or right tangents. By our definition of balance points and

tails, and also by Propositions 3.2, 4.1, 5.3, 6.1, and 6.2, we obtain a Bellman candidate B^Σ with a corresponding signature Σ consisting of symbols R and L. As usual, Statement 2.6 implies the estimate $\mathbf{B}_\varepsilon \leq B^\Sigma$, and the reverse inequality $B^\Sigma \leq \mathbf{B}_\varepsilon$ follows from the existence of optimizers in each of the constructions involved (the reader can easily imagine the delivery curves that originate in the full cups or $\pm\infty$, “transit” through the trolleybuses, and continue up to the angles).

6.4 Properties of force functions

In this section, we investigate the properties of force functions, needed to prove Proposition 6.9.

Lemma 6.10. *The strict inequality $F < 0$ is fulfilled at all interior points of the right tail, except possibly for the points where f''' changes its sign from + to -. With the same possible exception, $F > 0$ at each interior point of the left tail.*

Proof. The fact that the strict inequality is fulfilled in the screen, was proved in Lemma 5.5 ($D_L < 0$ and $D_R < 0$). Let $F(u_0, \ell) = 0$ for some $u_0 \in (b, t^+)$. Then

$$F(u, \ell) = \int_{u_0}^u f'''(t) e^{-(u-t)/\varepsilon} dt$$

in some neighborhood of u_0 . Since $F(u, \ell) \leq 0$, the function f''' must be non-positive in some right neighborhood of u_0 and non-negative in some left neighborhood, i.e. u_0 coincides with one of the points c_j . \square

We also prove two formulas we use for calculating derivatives of F .

Lemma 6.11.

$$dD_L(a, b) = \left(f'''(a) + \frac{2D_L(a, b)}{b-a} \right) da, \quad (6.15)$$

$$dD_R(a, b) = \left(f'''(b) - \frac{2D_R(a, b)}{b-a} \right) db. \quad (6.16)$$

Proof. We begin with writing down the derivative of the cup equation (5.6). We use an invariant form not depending on the parametrization:

$$D_R(a, b)db + D_L(a, b)da = 0. \quad (6.17)$$

Using this relation, we write down the differential of the average $\langle f'' \rangle_{[a,b]}$ in two different forms

$$\begin{aligned} d\langle f'' \rangle_{[a,b]} &= \frac{f''(b)db - f''(a)da}{b-a} - \frac{f'(b) - f'(a)}{(b-a)^2}(db - da) \\ &= \frac{D_R db - D_L da}{b-a} = \frac{2D_R db}{b-a} = -\frac{2D_L da}{b-a}. \end{aligned}$$

This immediately yields both (6.15) and (6.16). \square

After this preparation, it is easy to find the partial derivative of the force with respect to the screen size.

Lemma 6.12.

$$\frac{\partial}{\partial \ell} F(u, \ell) = \left(\frac{2}{\ell} - \frac{1}{\varepsilon} \right) \begin{cases} -D(a)a'e^{-(a-u)/\varepsilon}, & u \in (-\infty, a(\ell)); \\ 0, & u \in (a(\ell), b(\ell)); \\ -D(b)b'e^{-(u-b)/\varepsilon}, & u \in (b(\ell), +\infty), \end{cases}$$

or

$$\frac{\partial}{\partial \ell} F(u, \ell) = \left(\frac{2}{\ell} - \frac{1}{\varepsilon} \right) \frac{D_L D_R}{D_L + D_R} \begin{cases} e^{-(a-u)/\varepsilon}, & u \in (-\infty, a(\ell)); \\ 0, & u \in (a(\ell), b(\ell)); \\ -e^{-(u-b)/\varepsilon}, & u \in (b(\ell), +\infty). \end{cases}$$

Proof. We can easily check this formulas by direct calculation. Consider, for example, the case $u < a$:

$$\frac{\partial}{\partial \ell} F(u, \ell) = e^{u/\varepsilon} \left[-\frac{dD_L(a, b)}{d\ell} e^{-a/\varepsilon} + D_L(a, b) \frac{a'}{\varepsilon} e^{-a/\varepsilon} + f'''(a) e^{-a/\varepsilon} a' \right].$$

Using formula (6.15), we simplify this expression:

$$\frac{\partial}{\partial \ell} F(u, \ell) = D_L(a, b) \left(\frac{1}{\varepsilon} - \frac{2}{\ell} \right) e^{-(a-u)/\varepsilon} a'.$$

Thus, we have got the first representation of the derivative. To obtain the second one, we must express a' in terms of D_L and D_R . Taking into account that $db = d\ell + da$ and using (6.17), we have:

$$a' = -\frac{D_R(a, b)}{D_L(a, b) + D_R(a, b)}.$$

Similarly, we can check the formulas for the case $u > b$. \square

Corollary 6.13. *The force is strictly increasing with respect to the screen size on the right of the screen and strictly decreasing on the left. Inside the screen, the force does not depend on this size.*

Proof. In Lemma 5.5, it was proved that $D_L(a, b) < 0$, $D_R(a, b) < 0$, $a' < 0$, and $b' > 0$. Therefore, on the whole interval $\ell \in (0, 2\varepsilon)$ we have

$$\begin{aligned} \frac{\partial}{\partial \ell} F(u, \ell) &> 0 & \text{for } u > b; \\ \frac{\partial}{\partial \ell} F(u, \ell) &< 0 & \text{for } u < a. \end{aligned}$$

Thus we are done. □

Some simple corollaries of this fact are listed below.

Corollary 6.14. *The tails grow as the screen shrinks.*

Corollary 6.15. *If $\ell > 0$, then*

$$\begin{aligned} F(u, \ell) &> F(u, 0) & \text{for } u > c; \\ F(u, \ell) &< F(u, 0) & \text{for } u < c. \end{aligned}$$

The last inequalities will be used together with the following relation between two forces.

Lemma 6.16. *Let F_1 and F_2 be two forces with sources c_1 and c_2 , $c_1 < c_2$. Then two following relations between these forces are fulfilled:*

$$\begin{aligned} F_1(u, \ell_1) &= e^{(c_2-u)/\varepsilon} F_1(c_2, \ell_1) + F_2(u, 0), & u \geq c_2; \\ F_2(u, \ell_2) &= e^{(u-c_1)/\varepsilon} F_2(c_1, \ell_2) + F_1(u, 0), & u \leq c_1. \end{aligned}$$

Proof. The statement of the lemma becomes trivial being rewritten by the definition of forces:

$$\begin{aligned} e^{-u/\varepsilon} \left[D_1(b_1) e^{b_1/\varepsilon} + \int_{b_1}^u f'''(t) e^{t/\varepsilon} dt \right] \\ = e^{(c_2-u)/\varepsilon} e^{-c_2/\varepsilon} \left[D_1(b_1) e^{b_1/\varepsilon} + \int_{b_1}^{c_2} f'''(t) e^{t/\varepsilon} dt \right] + e^{-u/\varepsilon} \int_{c_2}^u f'''(t) e^{t/\varepsilon} dt, \\ u \in [c_2, +\infty). \end{aligned}$$

The second identity is similar. □

We state the following simple corollary.

Corollary 6.17. *Let F_1 and F_2 be two forces with sources c_1 and c_2 , $c_1 < c_2$. If c_2 gets into the tail of F_1 , then $F_1(u) \leq F_2(u)$ for $u \geq c_2$. If c_1 gets into the tail of F_2 , then the same inequality is true for $u \leq c_1$.*

Proof. If $c_2 \leq t_1^+$, then using Lemma 6.16 and Corollary 6.15 we can write the following inequality:

$$F_1(u, \ell_1) = e^{(c_2-u)/\varepsilon} F_1(c_2, \ell_1) + F_2(u, 0) \leq F_2(u, 0) \leq F_2(u, \ell_2)$$

for $u \in [c_2, +\infty)$. In a similar way, if $c_1 \geq t_2^-$, then

$$F_2(u, \ell_2) = e^{(u-c_1)/\varepsilon} F_2(c_1, \ell_2) + F_1(u, 0) \geq F_1(u, 0) \geq F_1(u, \ell_1)$$

for $u \in (-\infty, c_1]$. □

Till now, we were investigating the dependence of a force from the size of its screen. Now we treat the behavior of a force with respect to the first variable.

Lemma 6.18.

$$\frac{\partial}{\partial u} F(u, \ell) = \begin{cases} -f'''(u) + \varepsilon^{-1} F(u, \ell), & u \in (-\infty, a(\ell)); \\ -f'''(u) + \frac{2}{\tilde{b}(u) - u} F(u, \ell), & u \in (a(\ell), c); \\ f'''(u) - \frac{2}{u - \tilde{a}(u)} F(u, \ell), & u \in (c, b(\ell)); \\ f'''(u) - \varepsilon^{-1} F(u, \ell), & u \in (b(\ell), +\infty). \end{cases}$$

Proof. The formulas for the derivatives out of the screen are evident. We use Lemma 6.11 to calculate $D'(u)$. On the left screen, we have $a = u$, $b = \tilde{b}(u)$, and $D(u) = -D_L(u, \tilde{b}(u))$. Therefore, formula (6.15) yields

$$D'(u) = -f'''(u) + \frac{2D(u)}{\tilde{b} - u}.$$

Similarly, using (6.16), we get

$$D'(u) = f'''(u) - \frac{2D(u)}{u - \tilde{a}}$$

on the right screen. □

To determine balance points, we need to know the behavior of the sum of two neighbor forces.

Corollary 6.19. *If F_1 and F_2 are two forces with sources c_1 and c_2 , $c_1 < c_2$, then*

$$\varepsilon \frac{\partial}{\partial u} (F_1(u, \ell_1) + F_2(u, \ell_2)) = \begin{cases} F_2(u, \ell_2) - \frac{2\varepsilon}{u - \tilde{a}_1(u)} F_1(u, \ell_1), & u \in (c_1, b_1); \\ F_2(u, \ell_2) - F_1(u, \ell_1), & u \in (b_1, a_2); \\ \frac{2\varepsilon}{\tilde{b}_2(u) - u} F_2(u, \ell_2) - F_1(u, \ell_1), & u \in (a_2, c_2). \end{cases}$$

Corollary 6.20. *If F_1 and F_2 are two forces with sources c_1 and c_2 , $c_1 < c_2$, then the sum $F_1 + F_2$ is strictly increasing in the intersection of the right tail of F_1 and the left tail of F_2 .*

Proof. By the formula from the preceding corollary, we have $\frac{\partial}{\partial u} (F_1 + F_2) > 0$ for all $u \in (c_1, t_1^+) \cap (t_2^-, c_2)$, except possibly for a finite number of points (see Lemma 6.10). \square

Corollary 6.21. *If F_1 and F_2 are two forces with sources c_1 and c_2 such that $c_1 < t_2^- \leq t_1^+ < c_2$, then the sum $F_1 + F_2$ has exactly one root in the intersection of the tails, $[t_2^-, t_1^+]$.*

Proof. By the preceding corollary, the sum $F_1 + F_2$ is strictly increasing on $[t_2^-, t_1^+]$. Therefore, since the continuous function $F_1 + F_2$ has opposite signs at t_2^- and t_1^+ (because $F_i(t_i^\pm) = 0$), it has exactly one root on this interval. \square

We conclude our investigation of the force functions with other two important facts.

Lemma 6.22. *If the source of a force function belongs to a tail of another force, then both tails of the first force are included in the tail of the second.*

Proof. First, we note that both sources of two forces cannot be covered by the tails of each other. Indeed, if this occurs, the sum $F_1 + F_2$ would be non-negative at the left end of the segment $[c_1, c_2]$ ($F_1(c_1) = 0$, $F_2(c_1) \geq 0$) and non-positive at its right end ($F_1(c_2) \leq 0$, $F_2(c_2) = 0$). But since $F_1 + F_2$ is strictly increasing on $[c_1, c_2]$ (see Corollary 6.20), this is impossible.

Assume that c_2 lies in the right tail of F_1 . We have to check that both tails of F_2 are in the right tail of F_1 , i.e. $[t_2^-, t_2^+] \subset [c_1, t_1^+]$. We have just proved that $c_1 < t_2^-$. The second inequality $t_1^+ > t_2^+$ is contained in Corollary 6.17. The case where c_1 is in the left tail of F_2 , can be treated similarly. \square

Lemma 6.23. *If two forces are balanced, then the source of one of them cannot lie in a tail of another one.*

Proof. Let $c_1 < c_2$. If we assume that $c_1 \geq t_2^-$, then

$$F_1(c_1) + F_2(c_1) = F_2(c_1) \geq 0.$$

If $c_2 \leq t_1^+$, then

$$F_1(c_2) + F_2(c_2) = F_1(c_2) \leq 0.$$

In any case, the sum $F_1 + F_2$ cannot have a root on (c_1, c_2) , i.e. the forces F_1 and F_2 cannot be balanced. \square

6.5 Algorithm

Cleaning. Consider some collection of points $\{c_k\}_{k=0}^N$ and forces $\{F_k\}$ generated by these points. Then we can remove from the collection those points c_k that lie in a tail of some force function F_j , $j \neq k$. We call such an operation *the cleaning*. We denote the set $\{c_{k_j}\}_{j=0}^m$ of points that remain after the cleaning by $\{c_k\}_{k=0}^N$, though the number N may have changed. What is more, the symbol c_k may denote another point after cleaning.

The union of forces' tails cannot become smaller after the cleaning. Indeed, the cleaning removes only those forces whose tails are contained entirely in a tail of some other force.

Compression. Let $\{F_k\}$ be a balanced collection of forces. Suppose some u_{j+1} — the balance point of F_j and F_{j+1} — got into the screen of F_j . We generate a new collection of forces by the following rule. First, we reduce the screen of F_j in such a way that u_{j+1} becomes the right end of this screen. The point u_{j+1} remains to be a balance point of newly defined F_j and old F_{j+1} . The reduction of the screen enlarges the tails of F_j , so they could cover some neighbor points c_k . Then we have to make the cleaning. The procedure just described is called *the right compression*. A similar procedure (the decreasing of ℓ_{j+1} and the cleaning), where u_{j+1} gets into the screen of F_{j+1} , is called *the left compression*. We note that the left compression can change the structure of the force collection only on the right of u_{j+1} , and the right compression does not change the structure of the forces on the right of u_{j+1} .

Indeed, consider the right compression. The new tail of the force cannot reach the point c_{j+1} (see Lemma 6.23), because the forces F_j and F_{j+1} are still balanced. So, all the forces on the right of u_{j+1} remain the same. But what can happen on the left? Nothing can happen provided $j = 0$: either

$c_0 = -\infty$ and there is nothing on the left, or the point c_0 is the last point and its left tail still reaches $-\infty$. But if $j > 0$, the numeration of the remaining forces could change. Assume that the former point c_j got a number i , $i \leq j$, after the compression. The balance point of the forces F_i and F_{i-1} could move only to the left, because the new force F_i is not less than the old one (either by Lemma 6.13 if there was no cleaning, or by Corollary 6.17 if the cleaning was performed). Consequently, the only new balance point that could get inside a screen, is the point in the right screen of F_{i-1} . Thus, the new balance points cannot get into the left screens after the right compression. The only point that can get into the right screen, lies on the left of the compressed screen.

The situation is symmetric for the left compression. All the changes occur on the right of the screen being compressed. What is more, the only screen that can get a new balance point is the left screen of the first newly defined force on the right of the screen being compressed.

The whole algorithm consists of a series of left compressions beginning from F_1 and going to the right, and the right compressions being performed from right to left. Of course, we can change the order of the left and the right compressions. We note, that in fact we begin not from the leftmost and rightmost forces, because there are no balance points both on the left of c_0 and on the right of c_N . Indeed, either $c_0 = -\infty$, or the left tail of F_0 fills the ray $(-\infty, c_0]$. Similarly, either $c_N = +\infty$, or the right tail of F_N fills the ray $[c_N, +\infty)$.

Our algorithm begins with the cleaning of the family $\{F_k(u, 2\varepsilon)\}_{k=0}^N$. The tails of neighbor forces have non-empty intersection, because $[c_{j-1}, v_j]$ lies in the tail of F_{j-1} , and $[v_j, c_j]$ lies in the tail of F_j . This property persists after the cleaning, and by Lemma 6.21 we got a balanced family of forces.

Thus, in order to prove that the algorithm provides a system balanced completely, it remains to verify that there are no balance points inside the screens. Indeed, one of the ends of the small screens (those that are smaller than 2ε) coincides with a balance point. Each small screen was compressed, so a balance point arrived at one of its ends. All the points that lied inside the left screens were sent to the boundary of their screens, as we performed the left compressions. Hence, we removed all the balance points from the left screens with the left compressions, what is more, this procedure did not send any balance points into the right screens. Similarly, the passage from right to left (execution of the right compressions) removed the balance points from the right screens and did not change the situation inside the left ones. So there are no balance points inside the screens, and we are done.

The only thing we have to mention is that the union of tails of the achieved collection coincides with the whole real line. This is a consequence of the fact that all the tails of the initial family cover the whole line, and both the cleaning and the compression do not reduce this cover.

6.6 Examples

Example 8. A fifth-degree polynomial. As usual, it is the third derivative that mainly influences the geometry of extremals. So, we have to choose essential parameters in the formula for the third derivative, in order to deal with more pleasant expressions throughout our computations. Using Remarks 2.3 and 2.4, we can investigate only the case

$$f = \frac{1}{60}t^5 - \frac{d}{6}t^3.$$

The easiest case appears when $d \leq 0$. Then we have $f''' \geq 0$, so the whole parabolic strip is foliated by the left tangents, due to Corollary 3.11. So we assume that $d > 0$. Therefore, the function f''' has two roots:

$$u_{\pm} = \pm\sqrt{d}. \quad (6.18)$$

In our case, the function f''' is positive on $(-\infty, u_-) \cup (u_+, +\infty)$ and negative on (u_-, u_+) . Thus, $c_0 = u_-$, $v_1 = u_+$, and $c_1 = +\infty$.

Consider the force originated at $+\infty$:

$$F_1(u) = e^{u/\varepsilon} \int_u^{+\infty} f'''(t)e^{-t/\varepsilon} dt = u^2\varepsilon + 2u\varepsilon^2 + 2\varepsilon^3 - d\varepsilon. \quad (6.19)$$

By Theorem 3.10, the whole domain Ω_ε is foliated by the left tangents provided this value is non-positive everywhere, i.e. the left tail of F_1 covers the entire real axis. It is clear that

$$F_1(u) \geq 0 \quad \iff \quad \varepsilon \geq \sqrt{d}. \quad (6.20)$$

The last inequality can be easily reformulated in terms of the distance between the roots:

$$u_+ - u_- \leq 2\varepsilon. \quad (6.21)$$

So, if condition (6.20) is fulfilled, then the whole parabolic strip is foliated by the left tangents, i.e. $\mathbf{B}_\varepsilon = B^L$. Now, we suppose

$$\varepsilon < \sqrt{d}. \quad (6.22)$$

It is worth mentioning that this condition is equivalent to $u_+ - u_- > 2\varepsilon$. In other words, $f \in \mathfrak{W}_\varepsilon^1$ for every ε . We can expect either $\mathbf{B}_\varepsilon = B^{\text{LL}}$ or $\mathbf{B}_\varepsilon = B^{\text{LRL}}$, because the case $\mathbf{B}_\varepsilon = B^{\text{L}}$ has already been excluded. Therefore, we have to balance two forces: F_0 originated at $c_0 = -\sqrt{d}$ and F_1 originated at $c_1 = +\infty$. There are two options: the balance point is either inside the screen of F_0 or outside it. In the first case we have to choose ℓ , $\ell \leq 2\varepsilon$, (the size of the screen) such that the balance point v coincides with the right end $b(\ell)$ of the screen, and $\mathbf{B}_\varepsilon = B^{\text{LL}}$. In this situation, the balance equation (6.14) is

$$F_0(v, \ell(v)) + F_1(v) = 0. \quad (6.23)$$

In the second case, the function F_0 has 2ε -screen and the balance equation is

$$F_0(v, 2\varepsilon) + F_1(v) = 0. \quad (6.24)$$

The function F_1 is given by (6.19). In order to avoid unnecessary computation, we do not write down the general expression for F_0 . We have to calculate this function at the end of the right screen for $\ell \in (0, 2\varepsilon]$ and in the right tail off the screen for $\ell = 2\varepsilon$. In any case, we need the expression for the right differential D_{R} .

For this purpose, we write down equation (5.4) for the cup with origin $c_0 = -\sqrt{d}$. After that, we express the left end of the cup in terms of the right one, i.e. find the function \tilde{a} , and after that find the relation between all the parameters of the cup: a , b , and ℓ .

In our case, the cup equation

$$\frac{f(a) - f(b)}{a - b} - \frac{f'(a) + f'(b)}{2} = 0$$

turns into

$$\frac{1}{120}(a - b)^2(3a^2 + 4ab + 3b^2 - 10d) = 0.$$

Since $a \neq b$, we have two possible solutions:

$$a_{\pm}(b) = \frac{-2b \pm \sqrt{30d - 5b^2}}{3}.$$

To satisfy the initial condition $\tilde{a}(u_-) = u_-$, we have to choose $\tilde{a} = a_-$, i.e.

$$\tilde{a}(b) \stackrel{\text{def}}{=} \frac{-2b - \sqrt{30d - 5b^2}}{3}. \quad (6.25)$$

Solving the equation $b - \tilde{a}(b) = \ell$, we get

$$b(\ell) = \frac{1}{2}\ell - \sqrt{d - \frac{1}{20}\ell^2}. \quad (6.26)$$

We have chosen the minus sign for the square root, because the chord must shrink to the origin of the cup as $\ell \rightarrow 0$. Let b_* denote the right end of the 2ε -screen, then

$$b_* = \varepsilon - \sqrt{d - \frac{1}{5}\varepsilon^2}. \quad (6.27)$$

So we have to look for a solution of the equation

$$F(v) = 0,$$

where

$$F(v) = \begin{cases} F_0(v, \ell(v)) + F_1(v), & -\sqrt{d} \leq v \leq b_*; \\ F_0(v, 2\varepsilon) + F_1(v), & b_* \leq v < +\infty. \end{cases} \quad (6.28)$$

Calculating the expression for $D_R(a, b)$ by definition (5.7), we get

$$D_R(a, b) = \frac{1}{30}(b-a)^2(3b+2a). \quad (6.29)$$

We substitute $b = v$ and $a = \tilde{a}(v)$ from (6.25) and see that

$$F_0(v) = \frac{1}{405} [100v^3 - 225vd - (30d - 5v^2)^{3/2}]$$

for $v \leq b_*$.

Thus, we have

$$F(v) = \frac{1}{405} [100v^3 - 225vd - (30d - 5v^2)^{3/2}] + \varepsilon [(v + \varepsilon)^2 + \varepsilon^2 - d] \quad (6.30)$$

for $v \in [u_-, b_*]$.

Now, we suppose $v \in [b_*, +\infty)$. Substituting $a_* = b_* - 2\varepsilon$ into (6.29), we get

$$D_R(a_*, b_*) = \frac{2\varepsilon^2}{15} \left(\varepsilon - 5\sqrt{d - \frac{1}{5}\varepsilon^2} \right).$$

The integral term in F_0 is

$$\begin{aligned} e^{-v/\varepsilon} \int_{b_*}^v f'''(t) e^{t/\varepsilon} dt \\ = \varepsilon [(v - \varepsilon)^2 + \varepsilon^2 - d] - \varepsilon [(b_* - \varepsilon)^2 + \varepsilon^2 - d] e^{-(v-b_*)/\varepsilon}. \end{aligned}$$

As a result, we have the following formula for $v \in [b_*, +\infty)$:

$$F(v) = -\frac{2\varepsilon^2}{3} \left(\varepsilon + \sqrt{d - \frac{1}{5}\varepsilon^2} \right) e^{-(v-b_*)/\varepsilon} + [2v^2 + 4\varepsilon^2 - 2d] \varepsilon. \quad (6.31)$$

We are also interested in the critical value ε_* that separates these two cases. The function $F(v)$ has a root on $[b^*, +\infty)$ for $\varepsilon < \varepsilon_*$, and this case corresponds to B^{LRL} . For $\varepsilon > \varepsilon_*$, there is a root on $[u_-, b^*]$, and the desired solution is B^{LL} . In the boundary case $\varepsilon = \varepsilon_*$, we get the function B^{LL} with the full cup and an angle adjacent to it. We obtain that critical value ε_* from the equation

$$F(b_*) = 0.$$

Although formulas (6.31) and (6.30) give the same value at b_* , it is more convenient to use the first one, because we have already used the identity $b_* - a_* = 2\varepsilon$. So,

$$F(b_*) = -\frac{2\varepsilon^2}{3} \left(\varepsilon + \sqrt{d - \frac{1}{5}\varepsilon^2} \right) + [2b_*^2 + 4\varepsilon^2 - 2d] \varepsilon.$$

Substituting (6.27) for b_* , we get

$$F(b_*) = \frac{2\varepsilon^2}{15} \left(37\varepsilon - 35\sqrt{d - \frac{1}{5}\varepsilon^2} \right). \quad (6.32)$$

Consequently, the desired critical value ε_* is

$$\varepsilon_* = \frac{35}{\sqrt{1614}} \sqrt{d}.$$

First, we note that $\lim_{v \rightarrow +\infty} F(v) = +\infty$. Second, $F(u_-) = F_1(u_-) < 0$. The first claim follows from (6.31), the second is a consequence of inequality (6.22). Indeed, once it is fulfilled, the inequality $F_1(-\sqrt{d}) < 0$ is satisfied by virtue of (6.20).

Thus, the existence of the root on $(u_-, +\infty)$ is clear. In order to get a more precise localization of the root, we transform $F(b_*)$ expressing d in terms of ε_* in (6.32):

$$F(b_*) = \frac{2\varepsilon^2}{15} \left(37\varepsilon - 35\sqrt{\frac{1614}{35^2}\varepsilon_*^2 - \frac{1}{5}\varepsilon^2} \right) = \frac{1076}{5} \cdot \frac{\varepsilon^2(\varepsilon^2 - \varepsilon_*^2)}{37\varepsilon + \sqrt{1614\varepsilon_*^2 - 245\varepsilon^2}}.$$

We see that the last expression is negative for $\varepsilon < \varepsilon_*$. Thus, the solution B^{LRL} is realized (i.e. the angle lies on the right of b_*), because the continuous function F must have a root on $(b_*, +\infty)$. In the case $\varepsilon > \varepsilon_*$, the solution is B^{LL} , because F has a root on (u_-, b_*) .

We sum up our results in a proposition.

Proposition 6.24. *Suppose $f(t) = t^5 + pt^4 + qt^3 + P_2(t)$ is a fifth-degree polynomial, where P_2 is an arbitrary quadratic polynomial. Then an analytic expression for the Bellman function (1.4) is determined by the value $\frac{d}{\varepsilon^2}$, $d = \frac{p^2}{25} - \frac{q}{10}$, as follows.*

- If $\frac{d}{\varepsilon^2} \leq 1$, then Theorem 3.10 works: Ω_ε is fully foliated by left tangents, $\mathbf{B}_\varepsilon(x) = B^L(x; -\infty, +\infty)$.
- If $1 < \frac{d}{\varepsilon^2} \leq \frac{1614}{1225}$, then $\mathbf{B}_\varepsilon(x) = B^{LL}(x; -\infty, [\tilde{a}(v), v], +\infty)$ (see Proposition 6.2), where v is the root of (6.30) and $a(v)$ is defined by (6.25). A single left trolleybus is realized in Ω_ε .
- If $\frac{1614}{1225} < \frac{d}{\varepsilon^2}$, then $\mathbf{B}_\varepsilon(x) = B^{LRL}(x)$. There is a full cup with the origin at u_- (where u_- is the left root of f''') and a separated angle with the vertex at the root of (6.31).

Proposition 6.25. Suppose $f(t) = -t^5 + pt^4 - qt^3 + P_2(t)$ is a fifth-degree polynomial, where P_2 is an arbitrary quadratic polynomial. Then an analytic expression for the Bellman function (1.4) is determined by the value $\frac{d}{\varepsilon^2}$, where $d = \frac{p^2}{25} - \frac{q}{10}$. In this case, the extremals of \mathbf{B}_ε are symmetric to the extremals for $t^5 + pt^4 + qt^3$ with respect to the y -axis.

- If $\frac{d}{\varepsilon^2} \leq 1$, then $\mathbf{B}_\varepsilon(x) = B^R(x; -\infty, +\infty)$.
- If $1 < \frac{d}{\varepsilon^2} \leq \frac{1614}{1225}$, then $\mathbf{B}_\varepsilon(x) = B^{RR}(x; -\infty, [v, \tilde{b}(v)], +\infty)$.
- If $\frac{1614}{1225} < \frac{d}{\varepsilon^2}$, then $\mathbf{B}_\varepsilon(x) = B^{RLR}(x)$.

We set $\rho = 0$ if the equation $f''' = 0$ has no solutions. Otherwise, we set $\rho = |u_+ - u_-|$, where u_- and u_+ are the roots of $f'''(t) = 0$. Now we can treat the statement about the fifth-degree polynomial in terms of ρ . If ρ satisfies the inequality $\rho < 2\varepsilon$, then the domain is foliated by the tangents entirely (their direction is determined by the leading coefficient of the polynomial). Next, if $\rho = 2\varepsilon$, there appears a zero-length trolleybus in the point where f''' changes its sign from $+$ to $-$ (notice that the condition $\rho = 2\varepsilon$ makes the segment, connecting the roots of the third derivative of the polynomial, to touch the upper parabola). Further, in the case $2\varepsilon < \rho < 2\frac{\sqrt{1614}}{35}\varepsilon$, the trolleybus occurs. In the case $\rho = 2\frac{\sqrt{1614}}{35}\varepsilon$, the trolleybus sits on the full cup. If $\rho > 2\frac{\sqrt{1614}}{35}\varepsilon$, there is a full cup and an angle separated from it.

The reader is welcome to watch a series of pictures (see Figure 18), where we fix one root of f''' (e.g. u_-), while the second one u_+ runs away from it. The red line denotes the segment connecting U_- and U_+ .

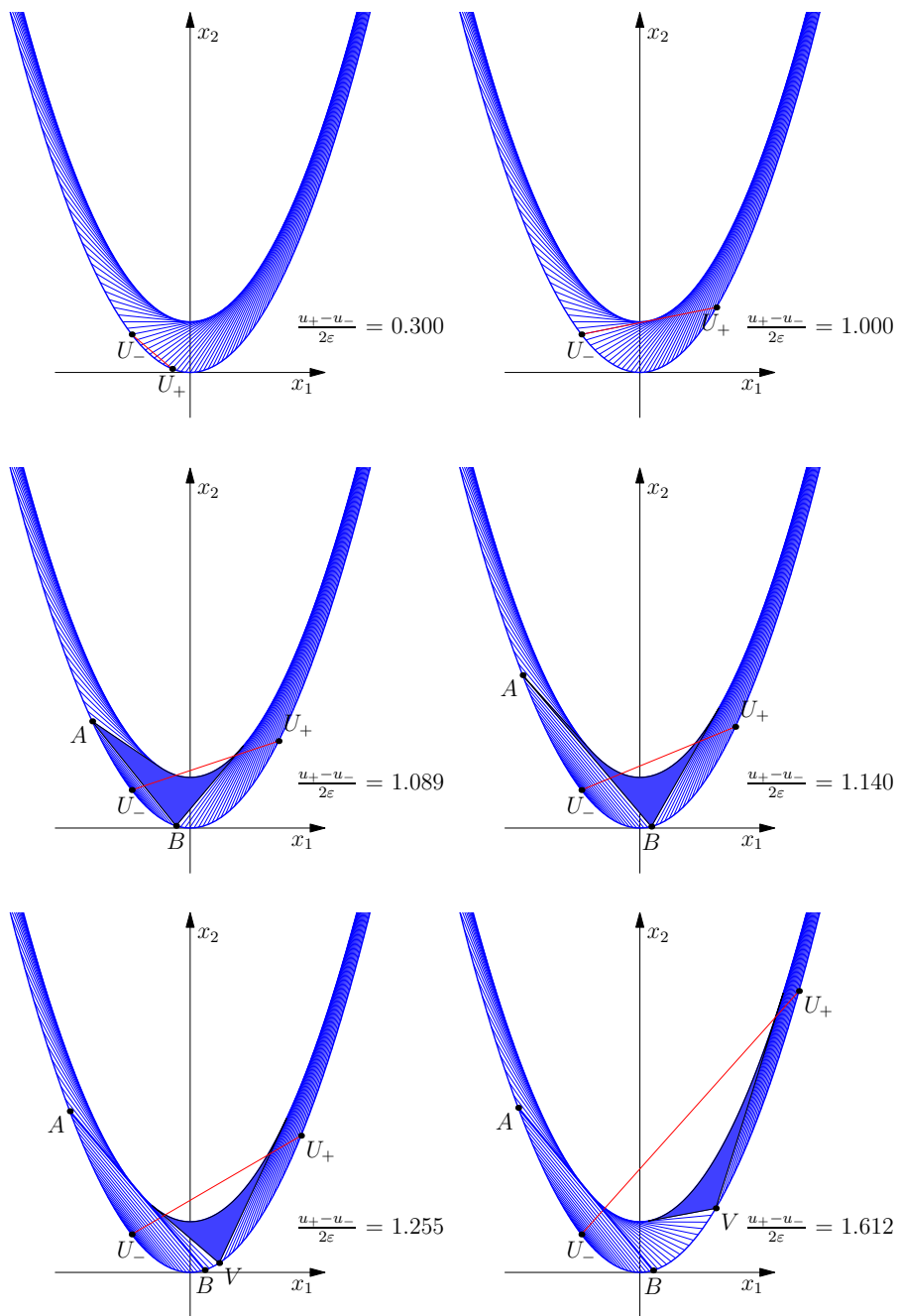


Figure 18: Pictures for Example 8.

7 Conclusion

We conclude the paper with a brief description of results we achieved and knowledge we acquired while writing it. But first we describe the things we understood from the beginning but did not write down in order to simplify our arguments.

We have not described all the geometric structures of extremals that can occur. To avoid the mixing of the cups, we have assumed that the roots of f''' are well separated. A figure that arises if two cups meet together is called a multicup. Another new figure is a birdie. Though, it occurs in this text implicitly: it is the union of a non-full cup and two angles adjacent to it from both sides (if there is only one angle, we have a trolleybus). Formally speaking, we can say that we have already considered this figure. Indeed, we can treat it as a union of a trolleybus and an angle; the tangent domain between them has reduced to a single extremal. However, it is more convenient to think of this construction as a figure of some new type. The reason is that it has its own dynamical properties: it can either be stable or break into a trolleybus and an angle.

Now we discuss the dynamics in ε , i.e. we fix a boundary function f and observe the evolution of the foliation. For ε small enough, the picture is relatively simple: we have a sequence of alternating cups and angles that sit near the roots of f''' . When ε increases, the cups grow and the angles move from side to side. We know that when some angle meets a cup, they form a trolleybus. But there can be more difficult constructions when several figures meet together (e.g., a birdie or a multicup mentioned above), and we will study their evolutionary properties in the forthcoming paper. What is more, we will provide another algorithm for the calculation of our Bellman function, based on the evolutionary approach. It will allow us to calculate the Bellman function for all ε simultaneously and to find critical values of ε (we already saw such a value ε_* in the last example) in which the structure of the picture changes.

Surely, we will abandon the absurd condition $f''' \neq 0$ a.e. and, therefore, “thick” roots (intervals where $f''' \equiv 0$) will appear. This will bring a multicup built on a continuum of zero cups. We did not consider this case here in order to avoid multicups.

Also we are going to make the function f less smooth. Some Bellman functions with boundary functions that have jumps are already known. In general, we understand the nature of the subject, though not all the formal proofs are still written down. We have a hypothesis that the geometric picture for non-smooth f can be obtained by passing to the limit in an appropriate sequence of smooth functions. For example, this approach explains the fact

that if the function f has a jump at some point, then for all ε there is a singular cup. Indeed, we have $f''' = \delta''$ at that point, so at least two changes of sign are “compressed” there.

Finally, we should mention the study of the Bellman function behavior at the limit value ε_0 of the parameter ε . By this we mean that for all ε greater than ε_0 , the Bellman function is infinite. Surprisingly, the set of ε for which the Bellman function is finite, can be both closed and open. The case of an open set happens, for example, for the integral John–Nirenberg inequality. We want to achieve the Bellman function not only for all values ε , $\varepsilon < \varepsilon_0$, but also for $\varepsilon = \varepsilon_0$.

To end up the conclusion, we say a few words about what lies beyond BMO. It is widely known that for the John–Nirenberg inequality and for the reverse Hölder inequality for the A_p -weights, the Bellman functions can be constructed similarly (compare [12, 13, 9] and [14, 11, 7]). So we will employ the technique designed in this paper not only for the parabolic strip, but in a much more general setting.

References

- [1] I. Klemes, *A mean oscillation inequality*, Proceedings of the AMS, vol. 93, no. 3, 1985.
- [2] P. Koosis, *Introduction to H^p spaces*, Cambridge University press, 1998.
- [3] A. A. Korenovskii, *On the connection between mean oscillation and exact integrability classes of functions*, Math. of the USSR-Sbornik, vol. 71, no. 2 (1992), 561–567.
- [4] F. Nazarov, S. Treil, *The hunt for a Bellman function: applications to estimates of singular integral operators and to other classical problems of harmonic analysis*, St. Petersburg Math. J., vol. 8 (1997), 721–824.
- [5] F. Nazarov, S. Treil, A. Volberg, *Bellman function in stochastic optimal control and harmonic analysis (how our Bellman function got its name)*, Oper. Theory: Advances and Appl. vol. 129 (2001), 393–424, Birkhauser Verlag.
- [6] A. V. Pogorelov, *Differential geometry*, “Noordhoff” 1959.
- [7] A. Reznikov, *Sharp weak type estimates for weights in the class A_{p_1, p_2}* , submitted to Revista Matemática Iberoamericana.

- [8] L. Slavin and V. Vasyunin, *Sharp L^p estimates on BMO*, to appear in *Indiana University Mathematics Journal*, <http://www.iumj.indiana.edu/IMJU/Preprints/4651.pdf>.
- [9] L. Slavin, V. Vasyunin, *Sharp results in the integral-form John–Nirenberg inequality*, *Trans. Amer. Math. Soc.*, vol. 363, no. 8 (2011), 4135–4169; preprint, 2007, <http://arxiv.org/abs/0709.4332>
- [10] I. M. Stein, *Harmonic analysis, real-variable methods, orthogonality and oscillatory integrals*, Princeton University press, 1993.
- [11] V. I. Vasyunin, *Mutual estimates of L^p -norms and the Bellman function*, *J. of Math. Sci.*, vol. 156, no. 5 (2009), 766–798.
- [12] V. Vasyunin, *Sharp constants in the classical weak form of the John–Nirenberg inequality*. preprint POMI, no. 10, 1–9, 2011, <http://www.pdmi.ras.ru/preprint/2011/eng-2011.html>
- [13] V. Vasyunin, *The sharp constant in the John–Nirenberg inequality*, preprint POMI no. 20, 2003.
- [14] V. Vasyunin, *The sharp constant in the reverse Hölder inequality for Muckenhoupt weights*, *St. Petersburg Math. J.*, vol. 15 (2004), 49–79.
- [15] Vasily Vasyunin and Alexander Volberg, *Monge–Ampère Equation and Bellman Optimization of Carleson Embedding Theorems*, *Amer. Math. Soc. Transl. Ser. 2*, vol. 226 (2009), 195–238.