

# On the Mathematical Formulation of Radiance

Christian Lessig<sup>1,2</sup> and Eugene Fiume<sup>1</sup> and Mathieu Desbrun<sup>2</sup>

<sup>1</sup> Dynamic Graphics Project, University of Toronto

<sup>2</sup> Computational + Mathematical Sciences, California Institute of Technology

## Abstract

Radiance is widely regarded as the principal quantity in light transport theory. Yet, the concept of radiance in use today has remained mostly unchanged since Lambert's work in the 18<sup>th</sup> century. His formulation of the measurement of light intensity is based on classical differentials, and is known to suffer from several theoretical and practical limitations. After tracing the historic development of radiance and its shortcomings, we provide a modern formulation of light intensity measurements that models radiance as a differential form. We demonstrate the utility of this use of exterior calculus for questions in light transport theory by rigorously deriving the cosine term and the area formulation, without the need for postulates or heuristic arguments. The formulation of radiance as a differential form introduced in this paper hence provides the first step towards a modern theory of light transport.

## 1 A Short History of Radiometry

In ancient times, light intensity was believed to emanate from the eye as *fire*, one of the four elements. Already in the Middle Ages, however, it was realized that the intensity is an objective quantity that travels along light rays towards the eye. The first notable contributions toward a quantitative understanding of light intensity and its measurement were made in the 17<sup>th</sup> century by Kepler and Mersenne who established the inverse square law and the cosine law for incident radiation. In the 18<sup>th</sup> century, the work of Bouguer<sup>1</sup> and Lambert<sup>2</sup> founded radiometry as a research field in its own right. Bouguer's work was concerned for example with the decay of light intensity in the atmosphere, which led him to what is now known as Beer-Lambert law. He also studied the scattering of light on rough surfaces modelled by specular microfacets. Lambert's central contributions in his *Photometrica* were:

- the systematization of radiometry based on postulates firmly rooted in experiments;

---

<sup>1</sup>Bouguer, *Essai d'optique sur la gradation de la lumiere*; Bouguer, *Traité d'Optique sur la gradation de la lumière*.

<sup>2</sup>Lambert, *Photometrica: Sive de Mensura de Gratibus Luminis, Colorum et Umbræ*.

- and the introduction of infinitesimals to quantitatively describe the measurement of light intensity.

To model the measurement of light flux at a surface point in a direction, Lambert also introduced *splendor*, corresponding to luminance—the photometric sibling of radiance—in today’s nomenclature<sup>3</sup>. The physics of light played no role for Lambert, and in environments without absorption he employed an “actio in distans” principle to related outgoing to incoming intensity.<sup>4</sup> Beginning in the 18<sup>th</sup> century, the relevance of radiometry for applications began to increase, and for example Euler employed it to study astronomical questions,<sup>5</sup> Lagrange in work on optical systems,<sup>6</sup> and Fourier in his seminal treatment of heat transfer.<sup>7</sup>

The use of radiometry to study questions in optics,<sup>8</sup> astronomy,<sup>9</sup> and heat transport,<sup>10</sup> continued throughout the 19<sup>th</sup> century. Usually, however, the work employed only “the well-known laws of photometry”<sup>11</sup> and even Lambert’s *Photometrica* was rarely mentioned. Consequently, many important results were rediscovered over time. For example, the quadratic dependence of classical radiance on the refractive index was obtained independently for heat<sup>12</sup> and optical radiation<sup>13</sup>. Although many prominent scientists and distinguished mathematicians, such as von Helmholtz<sup>14</sup>, Kirchhoff<sup>15</sup>, and Clausius<sup>16</sup>, employed radiometry, the physical and mathematical foundations of the theory remained entrenched in the 18<sup>th</sup> century. A notable exception is the work by Lommel<sup>17</sup>. He considered radiance as emanating from a volume, an idea that was forgotten shortly afterwards, and also extended the Beer-Lambert law to include out-

---

<sup>3</sup>Lambert and DiLaura, *Photometry or On The Measure and Gradation of Light, Colors, and Shade*.

<sup>4</sup>Gershun, “The Light Field”; DiLaura, *Private Communication*.

<sup>5</sup>Euler, “Reflexions sur les divers degrés de lumière du soleil et des autres corps celestes”.

<sup>6</sup>Lagrange, “Mémoire sur une loi générale d’optique”.

<sup>7</sup>Fourier, *Théorie analytique de la chaleur*; Fourier, “Remarques sur la théorie mathématique de la chaleur rayonnante”.

<sup>8</sup>Helmholtz, *Handbuch der physiologischen Optik*; Helmholtz, “Die theoretische Grenze für die Leistungsfähigkeit der Mikroskope”.

<sup>9</sup>Herschel, “Light”; Zöllner, *Photometrische Untersuchungen mit besonderer Rücksicht auf die physische Beschaffenheit der Himmelskörper*.

<sup>10</sup>Kirchhoff, “Über den Zusammenhang zwischen Emissionsvermögen und dem Absorptionsvermögen der Körper für Wärme und Licht”; Clausius, “Ueber die Concentration von Wärme- und Lichtstrahlen und die Grenzen ihrer Wirkung”; Planck, *Theorie der Wärmestrahlung*.

<sup>11</sup>Helmholtz, “Die theoretische Grenze für die Leistungsfähigkeit der Mikroskope”.

<sup>12</sup>Kirchhoff, “Über den Zusammenhang zwischen Emissionsvermögen und dem Absorptionsvermögen der Körper für Wärme und Licht”.

<sup>13</sup>Herzberger, “Über Sinusbedingung, Isoplanasie, und Homöoplanasiebedingung, ihren Zusammengang mit energetischen Überlegungen und ihre Ableitung aus dem Fermatschen Gesetz”.

<sup>14</sup>Helmholtz, *Handbuch der physiologischen Optik*; Helmholtz, “Die theoretische Grenze für die Leistungsfähigkeit der Mikroskope”.

<sup>15</sup>Kirchhoff, “Über den Zusammenhang zwischen Emissionsvermögen und dem Absorptionsvermögen der Körper für Wärme und Licht”.

<sup>16</sup>Clausius, “Ueber die Concentration von Wärme- und Lichtstrahlen und die Grenzen ihrer Wirkung”.

<sup>17</sup>Lommel, “Ueber Fluorescenz”; Lommel, “Die Photometrie der diffusen Zurückwerfung”.

scattering. Similar results that accounted for scattering were obtained by Chwolson<sup>18</sup> and somewhat later by Schuster,<sup>19</sup> while Schwarzschild<sup>20</sup> studied radiation equilibrium, a question again considered before by Lommel<sup>21</sup>. Based on Schuster's work,<sup>22</sup> Jackson<sup>23</sup> and King<sup>24</sup> developed the transport equations that are in use to this date. The classical theory of radiometry culminated in the work by Nicodemus.<sup>25</sup> In contrast to Lambert's postulates, he employed heuristic geometric arguments to establish the fundamental laws of radiometry. Nonetheless, conceptually Nicodemus' work belongs to the tradition of the 18<sup>th</sup> and 19<sup>th</sup> century.

In the first half of the 20<sup>th</sup> century, the introduction of methods from vector calculus led to a considerable improvement in the mathematical formulation of radiometric theory<sup>26</sup>. Vector irradiance led to closed form solutions for the irradiance for many geometric configurations<sup>27</sup> and Arvo also employed the concept for light transport simulation.<sup>28</sup> As already recognised in 1939, a formulation of radiometry based on vector calculus is however limited since: “[v]aluable as the methods [using vector calculus] are, however, they probably do not constitute the ultimate solution of the problem. [...] the physically important quantity is actually the illumination, which is a function of five independent, not three.”<sup>29</sup> In the second half of the 20<sup>th</sup> century, the physical foundations of radiometry and light transport were finally reconsidered. Early work<sup>30</sup> was based on particle models. This approach suffered however from an interpretation of light particles as photons which is physically not meaningful, cf. also the work by Mishchenko.<sup>31</sup> Later approaches<sup>32</sup> were physically more

<sup>18</sup>Chwolson, “Grundzüge einer mathematischen Theorie der inneren Diffusion des Lichtes”.

<sup>19</sup>Schuster, “Radiation Through a Foggy Atmosphere”.

<sup>20</sup>Schwarzschild, “Über das Gleichgewicht der Sonnenatmosphäre”.

<sup>21</sup>Lommel, “Die Photometrie der diffusen Zurückwerfung”.

<sup>22</sup>Schuster, “Radiation Through a Foggy Atmosphere”.

<sup>23</sup>Jackson, “The Solution of an Integral Equation Occurring in the Theory of Radiation”.

<sup>24</sup>King, “On the Scattering and Absorption of Light in Gaseous Media, with Applications to the Intensity of Sky Radiation”.

<sup>25</sup>Nicodemus, “Radiance”; Nicodemus and Kostkowski, *Self Study Manual on Optical Radiation Measurements*.

<sup>26</sup>Gershun, “The Light Field”; Moon and Eberle Spencer, “Theory of the Photic Field”; Moon and Eberle Spencer, *The Photic Field*.

<sup>27</sup>Gershun, “The Light Field”; Fock, “Zur Berechnung der Beleuchtungsstärke”; Schröder and Hanrahan, “On the Form Factor between Two Polygons”.

<sup>28</sup>Arvo, “The Irradiance Jacobian for Partially Occluded Polyhedral Sources”.

<sup>29</sup>Gershun, “The Light Field”, p. 51.

<sup>30</sup>Duderstadt and Martin, *Transport Theory*; Arvo, “Transfer Equations in Global Illumination”.

<sup>31</sup>Mishchenko et al., “Electromagnetic scattering by a morphologically complex object: Fundamental concepts and common misconceptions”.

<sup>32</sup>Wolf, “Coherence and Radiometry”; Kim and Wolf, “Propagation law for Walther's first generalized radiance function and its short-wavelength limit with quasi-homogeneous sources”; Ryzhik, Papanicolaou, and Keller, “Transport equations for elastic and other waves in random media”; Bal, “Radiative transfer equations with varying refractive index: a mathematical perspective”; Mishchenko, Travis, and Lacis, *Multiple Scattering of Light by Particles: Radiative Transfer and Coherent Backscattering*; Mishchenko, “Radiative Transfer: A New Look of the Old Theory”.

earnest. However, these efforts were limited by misconceptions about the nature of radiance, for example that it can only be expected to be meaningful in macroscopic environments<sup>33</sup> or that it represents an infinitesimal surface flux.<sup>34</sup> The 20<sup>th</sup> century saw also many more applications of radiometry, for example in medical imaging, remote sensing, atmospheric science, astrophysics, and, last but not least, in computer graphics. However, the theoretical developments of the 20<sup>th</sup> century were only rarely adopted by practitioners and most often the classical theory from Lambert’s time was and is employed.

## 2 Radiometry Reconsidered

As we have seen, in the past 250 years radiometry has found applications in a wide range of fields—while most of the time it was not considered a subject worthy to be studied in its own right. The radiometric theory employed in practice is hence still that developed by Lambert in the 1750s. Central to this classical theory is the radiance

$$L(x, \omega) \cos \theta d\omega dA \tag{1}$$

which represents the infinitesimal flux of light energy in direction  $\omega \in S^2$  through a surface with normal  $\vec{n}$ , with  $\theta$  being the angle between  $\omega$  and  $\vec{n}$ .<sup>35</sup> The importance of radiance lies in the ability to derive all other radiometric quantities—and the observable finite energy flux—from it by integration. Despite this crucial role, however, the current conceptualization of radiance suffers from two central limitations:

1. classical infinitesimals are employed;
2. radiance is employed to model transport, although its mathematical formulation represents surface flux.

As long as 80 years ago, these shortcomings led to a characterization of radiance as “absurdly antiquated”<sup>36</sup> and in fact it is the current formulation that makes it necessary to introduce the cosine law and the area formulation as postulates or based on qualitative geometrical arguments, such as those commonly employed in the current computer graphics literature.<sup>37</sup>

The current formulation of radiance using classical infinitesimals and its misuse to describe transport has led to ample theoretical and practical limitations.

---

<sup>33</sup>See for example (Wolf, “Coherence and Radiometry”; Kim and Wolf, “Propagation law for Walther’s first generalized radiance function and its short-wavelength limit with quasi-homogeneous sources”).

<sup>34</sup>Cf. (Bal, “Radiative transfer equations with varying refractive index: a mathematical perspective”).

<sup>35</sup>Dutr e, Bala, and Bekaert, *Advanced Global Illumination*; Pharr and Humphreys, *Physically Based Rendering: From Theory to Implementation*.

<sup>36</sup>Gershun, “The Light Field”, p. 51.

<sup>37</sup>Dutr e, Bala, and Bekaert, *Advanced Global Illumination*; Pharr and Humphreys, *Physically Based Rendering: From Theory to Implementation*.

For example, for volume transport, where an “actio in distans” principle is not applicable, the length along the ray must be introduced a posteriori to obtain a volumetric description that can account for absorption or volume scattering. Likewise, in media with varying refractive index, an approach based on area fluxes is artificial. Because of this, the quadratic dependence of radiance on the refractive index can only be obtained using ad-hoc derivations such as in.<sup>38</sup> Moreover, to describe transport in such inhomogeneous media, concepts from geometrical optics and radiometry have to be blended, even when no connection between them has been rigorously established to this date.<sup>39</sup> Another significant problem with the current understanding of radiance is that differentiation along a ray is not possible. This prevents the use of derivative values in ray tracing, which would provide an avenue to better amortize the prohibitive costs of tracing rays by obtaining two or more values of the light energy signal from each single ray. For techniques that interpolate light energy, and which are frequently employed in practical applications, the intrinsic character of the light energy has to be respected: when interpolation is to be performed in space, such as in photon mapping, a volumetric formulation of radiance is required, while on surfaces, interpolation must ensure that measurements are correctly reproduced.

In the present paper, we introduce a modern mathematical conceptualization of radiance that overcomes the limitations associated with the measurement of light intensity in classical radiometry. Our formulation of radiance as a differential form enables us to employ the geometric language of exterior calculus to rigorously establish the well-known cosine term and the area formulation, without the need for postulates or heuristic arguments as currently employed in the literature. Additionally, much insight into the nature of radiance is obtained. To avoid most of the complexity of modern light transport theory,<sup>40</sup> we restrict the following exposition to radiance and questions related to measurements. A comprehensive discussion, including a rigorous physical justification for the formulation of radiance we provide here, will be presented in a forthcoming publication. Some intuition is already provided in the appendix, and the intuition behind differential forms is provided in

### 3 A Modern Formulation of Radiance

Radiance describes the infinitesimal light energy flowing through a surface  $S \subset \mathbb{R}^3$  from direction  $\bar{p} \in S^2$  in unit time and unit frequency. A finite measurement of energy flux is thus obtained by integration, which, to be physically meaningful, has to be covariant, e.g., independent of the coordinate system. Such covariant “integrands” are naturally modelled by differential forms—a contemporary mathematization of classical infinitesimals. A modern

---

<sup>38</sup>Veach, “Robust Monte Carlo Methods for Light Transport Simulation”.

<sup>39</sup>Cf. for example (Ihrke et al., “Eikonal Rendering: Efficient Light Transport in Refractive Objects”; Zhao et al., “Visual simulation of heat shimmering and mirage.”).

<sup>40</sup>Lessig, “Modern Foundations of Light Transport Simulation”.

formulation of radiance can thus be written as

$$\Lambda = L(q, \bar{p}, \nu, t) dA_{\perp} d\bar{p} d\nu dt \quad (2)$$

where  $\nu$  and  $t$  are frequency and time, respectively,  $\bar{p} = (\bar{p}_1, \bar{p}_2, \bar{p}_3)$  is a unit direction (co-)vector and  $d\bar{p}$  the infinitesimal solid angle form in this direction. The differential 2-form  $dA_{\perp} \in \Omega^2(\mathbb{R}^3)$  is given by

$$dA_{\perp}(\bar{p}) = \bar{p}_1 dy \wedge dz + \bar{p}_2 dz \wedge dx + \bar{p}_3 dx \wedge dy. \quad (3)$$

In contrast to the classical scalar-valued radiance, our formulation  $\Lambda$  of the concept is vector-valued, as is more apparent when written as

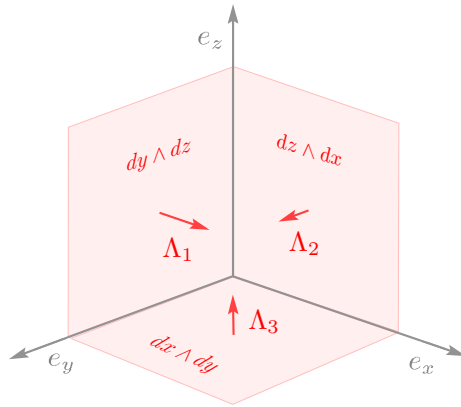
$$\begin{aligned} \Lambda = ( & L(q, \bar{p}, \nu) \bar{p}_1 dy \wedge dz \\ & + L(q, \bar{p}, \nu) \bar{p}_2 dz \wedge dx \\ & + L(q, \bar{p}, \nu) \bar{p}_3 dx \wedge dy) d\bar{p} d\nu \end{aligned} \quad (4)$$

or, when one omits the basis functions and just writes the components, as

$$\Lambda = (L(q, \bar{p}, \nu) \bar{p}_1, L(q, \bar{p}, \nu) \bar{p}_2, L(q, \bar{p}, \nu) \bar{p}_3). \quad (5)$$

As will be seen in the next section,  $\Lambda$  becomes scalar only when pulled back to the chart of a surface, and it is this pullback that naturally leads to the cosine term.

**Remark 0.1.** *The most significant difference between our conceptualization of radiance and the classical one is the use of the 2-form  $dA_{\perp}$  in Eq. 3. A 2-form represents flux through an arbitrary surface as the linear superposition of fluxes through elementary 2-forms  $dy \wedge dz$ ,  $dz \wedge dx$ , and  $dx \wedge dy$  aligned with the coordinate axes. These elementary 2-forms are the 2-form basis vectors which represent the flux along the  $e_x$ ,  $e_y$ , and  $e_z$  axis, respectively, see the figure below.*



*Radiance differs from a classical, scalar 2-form in that it also has an angular dependence on  $\bar{p}$ , and these two dimensions agree in that  $\bar{p}$  represents the direction of maximal flux, or the surface orientation for which the flux represented by  $dA_\perp$  is maximized.*

Although vector-valued, our formulation of radiance should not be confused with vector irradiance  $\mathbf{J}$  which is related to radiance through the integral

$$\mathbf{J} = \left( \int_{H_q^2} L(q, \bar{p}, \nu) d\bar{p} d\nu \right) dA_\perp d\nu dt, \quad (6)$$

where  $H_q^2$  is the positive hemisphere over  $q \in \mathbb{R}^3$  as defined by  $\bar{p}$ . Eq. 6 implies that vector irradiance is also a differential 2-form, that is

$$\mathbf{J} = J(q) dA_\perp d\nu dt, \quad (7)$$

a fact which is also apparent when one re-reads Gershun's paper<sup>41</sup> with the modern theory in mind. The difference between vector irradiance and radiance is hence that the former is a "pure" 2-form, that is  $\mathbf{J} \in \Omega^2(\mathbb{R}^3)$ , whereas for the latter we have  $\Lambda \in \Omega^2(\mathbb{R}^3) \otimes \Omega^2(T_q^*Q)$ , omitting in both cases the frequency and time dimension for clarity.

In the following, we derive the cosine term and the area formulation directly from our formulation of radiance using the modern language of exterior calculus of differential forms.

### The Cosine Term

A differential 2-form is an object that is naturally integrated over a surface  $\mathcal{S} \subset \mathbb{R}^3$ . As discussed for example in the supplementary material, this requires to pull back the form to a chart of the surface. For the radiance form  $\Lambda$  we thus have to determine

$$\int_{\mathcal{S}} \Lambda = \int_{\varphi(\mathcal{S})} (\varphi^{-1})^* \Lambda \quad (8a)$$

$$= \int_{\varphi(\mathcal{S})} \Lambda \left( \frac{\partial}{\partial u}, \frac{\partial}{\partial v} \right) du dv \quad (8b)$$

where the local basis vectors  $\partial/\partial u$  and  $\partial/\partial v$  for the tangent space  $T\mathcal{S}$  are given by

$$\partial/\partial u = U^1 e_x + U^2 e_y + U^3 e_z \quad (9a)$$

$$\partial/\partial v = V^1 e_x + V^2 e_y + V^3 e_z \quad (9b)$$

and  $(U, \varphi)$  is a chart for  $\mathcal{S}$ , and we assume without loss of generality that all of  $\mathcal{S}$  is covered by  $(U, \varphi)$ , see Fig. 1. The pullback of  $\Lambda$  is most conveniently

<sup>41</sup>Gershun, "The Light Field", Chapter IV.1.

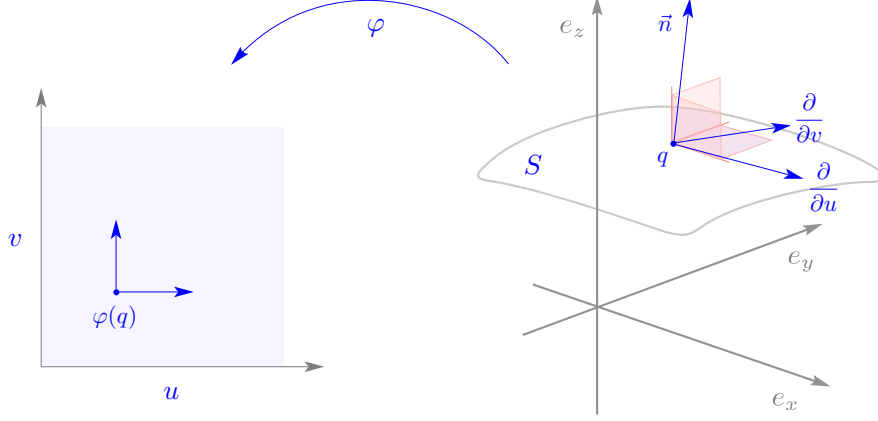


Figure 1: Geometry of the pullback of the radiance 2-form  $\Lambda$ .

computed using Eq. 8b which, by linearity, can be determined term by term. With Eq. 4, we have for example for the first term

$$(L(q, \bar{p}, \nu) \bar{p}_1 dy \wedge dz) \left( \frac{\partial}{\partial u}, \frac{\partial}{\partial v} \right) \quad (10)$$

where we also omitted the exterior basis functions unrelated to the surface integral. Again using linearity, it is sufficient to consider the basis function for the pairing and treat  $L(q, \bar{p}, \nu) \bar{p}_1$  as a scalar factor. Eq. 10 can be simplified using

$$(\alpha \wedge \beta)(v_1, v_2) = \alpha(v_1) \beta(v_2) - \alpha(v_2) \beta(v_1) \quad (11)$$

where  $\alpha, \beta$  are arbitrary 1-forms and  $v_1, v_2$  are arbitrary vectors.<sup>42</sup> With Eq. 11 we obtain

$$\begin{aligned} (dy \wedge dz) \left( \frac{\partial}{\partial u}, \frac{\partial}{\partial v} \right) &= dy (U^1 e_x + U^2 e_y + U^3 e_z) dz (V^1 e_x + V^2 e_2 + V^3 e_3) \\ &\quad - dy (V^1 e_x + V^2 e_y + V^3 e_z) dz (U^1 e_x + U^2 e_y + U^3 e_z) \end{aligned}$$

and using the biorthogonality of the vector and covector basis functions this simplifies to

$$(dy \wedge dz) \left( \frac{\partial}{\partial u}, \frac{\partial}{\partial v} \right) = U^2 dy(e_y) V^3 dz(e_z) - V^2 dy(e_y) U^3 dz(e_z) \quad (12a)$$

$$= U^2 V^3 - U^3 V^2. \quad (12b)$$

<sup>42</sup>Cf. for example (Frankel, *The Geometry of Physics*, p. 67).



Similarly, for the other two 2-form basis vectors we obtain

$$(dz \wedge dx) \left( \frac{\partial}{\partial u}, \frac{\partial}{\partial v} \right) = U^3 V^1 - U^1 V^3 \quad (13a)$$

$$(dx \wedge dy) \left( \frac{\partial}{\partial u}, \frac{\partial}{\partial v} \right) = U^1 V^2 - U^2 V^1. \quad (13b)$$

But the expressions in Eq. 12–Eq. 13b are easily identified as the component form of the cross product. Since  $\partial/\partial u$  and  $\partial/\partial v$  are the local basis vectors for the tangent space  $T\mathcal{S}$ , the pairing with the 2-form basis functions thus yields the components of the local surface normal, that is

$$\vec{n} = \begin{pmatrix} n_1 \\ n_2 \\ n_3 \end{pmatrix} = \begin{pmatrix} U^2 V^3 - U^3 V^2 \\ U^3 V^1 - U^1 V^3 \\ U^1 V^2 - U^2 V^1 \end{pmatrix}. \quad (14)$$

With Eq. 10, the integrand in Eq. 8b can now be written as

$$(\varphi^{-1})^* \Lambda = L(q, \bar{p}, \nu) (\bar{p}_1 n_1 + \bar{p}_2 n_2 + \bar{p}_3 n_3) du dv. \quad (15)$$

By writing the normal as  $\vec{n} = \|\vec{n}\| \bar{n}$ , where  $\bar{n} = (\bar{n}_1, \bar{n}_2, \bar{n}_3)$  is a unit vector, and with  $\bar{p} \cdot \bar{n} = \bar{p}_1 \bar{n}_1 + \bar{p}_2 \bar{n}_2 + \bar{p}_3 \bar{n}_3$  we obtain

$$(\varphi^{-1})^* \Lambda = L(q, \bar{p}, \nu) (\bar{p} \cdot \bar{n}) \|\vec{n}\| du dv. \quad (16)$$

But by definition  $dA = \|\vec{n}\| du dv$  so that

$$(\varphi^{-1})^* \Lambda = L(q, \bar{p}, \nu) (\bar{p} \cdot \bar{n}) dA. \quad (17)$$

The vectors  $\bar{p}$  and  $\bar{n}$  are of unit length so that  $\bar{p} \cdot \bar{n} = \cos \theta$  where  $\theta$  is the angle between the vectors. We thus have for the infinitesimal area flux through the surface  $\mathcal{S}$  in direction  $\bar{p}$  that

$$\Lambda \left( \frac{\partial}{\partial u}, \frac{\partial}{\partial v} \right) du dv = L(q, \bar{p}, \nu) \cos \theta dA d\bar{p} d\nu. \quad (18)$$

The cosine term in Eq. 18 appeared rigorously from our formulation of radiance as a differential 2-form without the need for postulates or heuristic arguments. It should also be noted that the dot product from which the cosine term was obtained was not derived from the Riemannian structure on  $\mathbb{R}^3$  but solely resulted from the pullback.

Returning briefly to Eq. 15, by linearity the equation can be written as

$$L(q, \bar{p}, \nu) (\bar{p} \cdot \vec{n}) du dv d\bar{p} d\nu = \vec{n} \cdot (L(q, \bar{p}, \nu) \bar{p} d\bar{p} d\nu) du dv. \quad (19)$$

With the definition of vector irradiance in Eq. 6, we therefore have that the effective surface flux, the irradiance  $I(q)$ , at a point  $q \in \mathbb{R}^3$  is

$$I(q) dt = \bar{n} \cdot \left( \int_{\Omega_q} L(q, \bar{p}, \nu) d\bar{p} \right) dA = \bar{n} \cdot J(q) dA \quad (20)$$

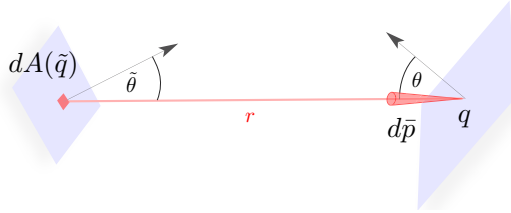


Figure 2: Geometry of the area formulation.

where  $\Omega \subseteq S^2$  is now a finite solid angle, for example the solid angle subtended by a light source. Note that the possibility of computing the infinitesimal surface flux using a dot product was the original motivation for introducing vector irradiance.<sup>43</sup>

### The Area Formulation of Light Transport

In computer graphics, usually the parametrization of radiance over solid angle is employed. However, as was emphasized for example by Veach,<sup>44</sup> the area formulation is equally important.<sup>45</sup> Historically it was in fact this parametrization that was used most frequently since it enables to obtain closed form solutions for the incident light energy.

Central to the area formulation is the change of variables<sup>47</sup>

$$d\bar{p} = \frac{\cos \tilde{\theta}}{r^2} dA(\tilde{q}) \quad (21)$$

relating the solid angle  $d\bar{p}$  to an infinitesimal area  $dA(\tilde{q})$  along the flow emanating from  $d\bar{p}$ , see Fig. 2. To derive Eq. 21, we will employ the 2-form

$$\beta = \frac{x dy \wedge dz + y dz \wedge dx + z dx \wedge dy}{(x^2 + y^2 + z^2)^{3/2}} \quad (22)$$

where  $\vec{p} = (x, y, z)$  and one should think of  $\beta \in \Omega^2(\mathbb{R}^3 \setminus \{0\})$  as being centered at  $q \in \mathbb{R}^3$  and “living” in the cotangent space  $T_q^* \mathbb{R}^3 \cong \mathbb{R}^3$ .<sup>48</sup>

**Remark 0.2.** *The 2-form  $\beta \in \Omega^2(\mathbb{R}^3 \setminus \{0\})$  is formed by*

$$\beta = \frac{1}{\|\vec{p}\|^2} dA(\vec{p}) \quad (23)$$

<sup>43</sup>Gershun, “The Light Field”.

<sup>44</sup>Veach, “Robust Monte Carlo Methods for Light Transport Simulation”.

<sup>45</sup>The area formulation goes again back to Lambert.<sup>46</sup> It seems however that Lambert obtained the equation only for emitters satisfying the Lambert emission law.

<sup>47</sup>(Dutr e, Bala, and Bekaert, *Advanced Global Illumination*, p. 24), (Pharr and Humphreys, *Physically Based Rendering: From Theory to Implementation*, p. 292).

<sup>48</sup>Our derivation follows (Spivak, *Calculus on Manifolds: A Modern Approach to Classical Theorems of Advanced Calculus*, Exercise 5-31).

where  $\vec{p}$  has the natural interpretation as the direction of propagation. Equating  $\vec{p} = \vec{n} = (n_1, n_2, n_3)$ , the surface 2-form  $dA \in \Omega^2(\mathbb{R}^3 \setminus \{0\})$  is given by<sup>49</sup>

$$dA(\vec{n}) = \frac{1}{\|\vec{n}\|} n_1 dy \wedge dz + n_2 dz \wedge dx + n_3 dx \wedge dy. \quad (24)$$

The factor of  $1/\|\vec{n}\|^2$  in Eq. 23 thus ensures that the integral of  $\beta$  over  $S^2(r)$ , the sphere with radius  $r$ , is always  $4\pi$ . This can be interpreted as always considering an equal size surface element of  $S^2(r)$ .

We will begin by showing that  $\beta$  is a closed differential form, that is  $d\beta = 0$ . By linearity, we can compute the exterior derivative term by term, that is

$$d\beta = d\left(\frac{x}{\|\vec{p}\|^3} dy \wedge dz\right) + d\left(\frac{y}{\|\vec{p}\|^3} dz \wedge dx\right) + d\left(\frac{z}{\|\vec{p}\|^3} dx \wedge dy\right) \quad (25)$$

where  $\|\vec{p}\|^3 = (x^2 + y^2 + z^2)^{3/2}$ . For the first term of the exterior derivative we obtain

$$d\left(\frac{x}{\|\vec{p}\|^3}\right) dy \wedge dz = \frac{\partial}{\partial x} \frac{x}{(x^2 + y^2 + z^2)^{3/2}} dx \wedge dy \wedge dz \quad (26)$$

where the remaining partial derivatives vanish by the anti-symmetry of differential forms. Using the product rule and after collecting terms, we then have

$$d\left(\frac{x}{\|\vec{p}\|^3}\right) dy \wedge dz = \frac{-2y + y^2 + z^2}{(x^2 + y^2 + z^2)^{5/2}} dx \wedge dy \wedge dz. \quad (27a)$$

Analogously, for the other two terms of  $d\beta$  we obtain

$$d\left(\frac{y}{\|\vec{p}\|^3}\right) dz \wedge dx = \frac{y - 2y^2 + z^2}{(x^2 + y^2 + z^2)^{5/2}} dx \wedge dy \wedge dz \quad (27b)$$

$$d\left(\frac{z}{\|\vec{p}\|^3}\right) dx \wedge dy = \frac{y + y^2 - 2z^2}{(x^2 + y^2 + z^2)^{5/2}} dx \wedge dy \wedge dz. \quad (27c)$$

With the above, it is immediately apparent that we have

$$d\beta = \frac{0}{(x^2 + y^2 + z^2)^{5/2}} dx \wedge dy \wedge dz = 0 \quad (28)$$

and hence  $\beta \in \Omega^2(\mathbb{R}^3 \setminus \{0\})$  is indeed closed.

In the following, we will also need the pullback of  $\beta \in \Omega^2(\mathbb{R}^3 \setminus \{0\})$  onto an arbitrary surface  $\mathcal{S} \in \mathbb{R}^3$ . Following an argument analogous to those in Sec. 3, we obtain for the pullback

$$(\varphi^{-1})^* \beta = \frac{\vec{p} \cdot \vec{n}}{\|\vec{p}\|^3} du dv \quad (29)$$

---

<sup>49</sup>Spivak, *Calculus on Manifolds: A Modern Approach to Classical Theorems of Advanced Calculus*, Theorem 5-6.

where  $\vec{n}$  is again the local surface normal. Writing  $\vec{p} = \|\vec{p}\|\bar{p}$  and  $\vec{n} = \|\vec{n}\|\bar{n}$ , where  $\bar{p}$  and  $\bar{n}$  are unit vectors, we obtain

$$(\varphi^{-1})^* \beta = \frac{\|\vec{p}\| \|\vec{n}\| (\bar{p} \cdot \bar{n})}{\|\vec{p}\|^3} du dv = \frac{(\bar{p} \cdot \bar{n})}{\|\vec{p}\|^2} dA \quad (30)$$

which is the right hand side of Eq. 21. Note that when the surface  $\mathcal{S}$  coincides with a subset of the sphere  $S^2$  so that the cosine term is unity and  $\|\vec{p}\| = 1$ , then we have  $(\varphi^{-1})^* \beta = d\bar{p}$ , that is, the pullback of  $\beta$  yields the solid angle measure.

With  $d\beta = 0$  and Eq. 30, we can finally establish the change of variables in Eq. 21. For this, consider a volume  $N \subset \mathbb{R}^3$  as shown in Fig. 3, bounded by the surface of a manifold  $\mathcal{M}$  and a subset of the sphere. Since  $\beta \in \Omega^2(\mathbb{R}^3 \setminus \{0\})$  is closed, we have by Stokes theorem for differential forms that

$$0 = \int_N d\beta = \int_{\partial N} \beta \quad (31a)$$

where  $\partial N$  is the boundary of  $N$ . Since  $\partial N$  consists of three parts, we can write

$$0 = \int_{\partial N_1} \beta + \int_{\partial N_2} \beta + \int_{\partial N_3} \beta. \quad (31b)$$

The integral over  $\partial N_2$  vanishes since the radial vector  $\vec{p}$  and the normal  $\vec{n}$  of  $\partial N_2$  are orthogonal. We hence have

$$0 = \int_{\partial N_1} \beta + \int_{\partial N_3} \beta. \quad (31c)$$

By our previous results, the first term equals the solid angle subtended by  $\mathcal{M}$  while the second term is the integral over Eq. 30. Since  $\mathcal{M}$  was arbitrary, the result must also hold infinitesimally, that is,

$$d\bar{p} = \frac{\cos \theta}{\|\vec{p}\|^2} dA. \quad (32)$$

## 4 Discussion

Radiance is the fundamental concept in radiometry, all other radiometric quantities being derived from it by integration. Nonetheless, its mathematical formulation still employs the classical infinitesimals that were introduced by Lambert. Moreover, while intrinsically related to measurements, it is today also employed to model the transport of light intensity. These inadequacies lead to numerous theoretical and practical problems, hampering the development of more effective computational techniques. In this paper, we provide a first step toward a modern theory of light transport by addressing the question of

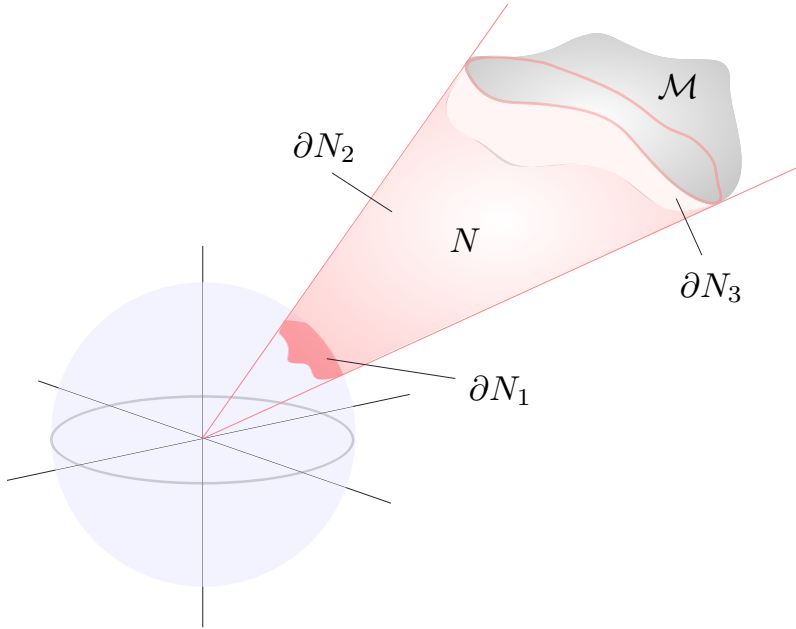


Figure 3: Geometry employed in the proof of the area formulation of light transport.

measurements and introducing a modern formulation of radiance. In contrast to classical radiance, our formulation as a differential form is vector-valued and becomes scalar only when paired to a surface, showing that radiance is the area flux through a yet undetermined surface.

We demonstrated the utility of our geometric formulation of radiance by rigorously deriving the cosine term and the area formulation, results that previously were either postulated or justified using heuristic geometric arguments. Our derivation also demonstrates that radiance falls off quadratically for measurements on concentric spheres when the area is kept constant, and that the classical results that “radiance is constant along a ray” has to be reconsidered, since radiance is not intrinsically a transported quantity, cf. the appendix.

Readers familiar with vector calculus will have noticed that the result in Sec. 3 could have been obtained using classical means starting from a vector formulation of radiance, cf. Eq. 5. However, to the authors’ knowledge, this is no longer the case for the derivation of the area formulation which requires a formulation of radiance as a differential form and the power of exterior calculus—also providing much added insight. Additionally, it is also the radiance 2-form, and not a vector, that can be derived from Maxwell’s equations by considering measurements within the modern, geometric theory of light transport, as was developed in the first authors Ph.D. dissertation<sup>50</sup> and will be presented in a forthcoming publication.

<sup>50</sup>Lessig, “Modern Foundations of Light Transport Simulation”.

## Acknowledgements

We would like to thank Tyler de Witt and Jos Stam for helpful discussions on the nature of radiance and its formulation using exterior calculus. Financial support by NSERC, GRAND, and NSF grant CCF-1011944 is gratefully acknowledged.

## References

- Arvo, J. “The Irradiance Jacobian for Partially Occluded Polyhedral Sources”. In: *International Conference on Computer Graphics and Interactive Techniques* (1994). URL: <http://portal.acm.org/citation.cfm?id=192250>.
- “Transfer Equations in Global Illumination”. In: *Global Illumination, SIGGRAPH '93 Course Notes*. 1993.
- Bal, G. “Radiative transfer equations with varying refractive index: a mathematical perspective”. In: *Journal of the Optical Society of America A* 23.7 (July 2006), p. 1639. URL: <http://josaa.osa.org/abstract.cfm?URI=josaa-23-7-1639>.
- Bouguer, P. *Essai d'optique sur la gradation de la lumiere*. Paris: Claude Jombert, 1729.
- *Traité d'Optique sur la gradation de la lumière*. Trans. by W. E. K. Middleton. Paris: H. L. Guerin et L. F. Delatour, 1760.
- Chwolson, O. D. “Grundzüge einer mathematischen Theorie der inneren Diffusion des Lichtes”. In: *Bull. l'Acad. Imperiale Sci. St. Pétersbourg* 33 (1889), pp. 221–256. URL: <http://books.google.com/books?id=eNgLAAAAYAAJ&pg=PA1100&dq=chwolson,+Grundz\u{u}ge+einer+mathematischen+Theorie+der+inneren+Diffusion+des+Lichtes&hl=en&sa=X&ei=koN2T76PGer0iALr9smnDg&ved=0CDMQ6AEwAA#v=onepage&q=chwolson,+Grundz\u{u}ge+einer+mathematischen+Theorie+der+inneren+Diffusion+des+Lichtes&f=false>.
- Clausius, R. “Ueber die Concentration von Wärme- und Lichtstrahlen und die Grenzen ihrer Wirkung”. In: *Annalen der Physik und Chemie (Poggendorff's Annalen)* 197.1 (1864), pp. 1–44. URL: <http://doi.wiley.com/10.1002/andp.18641970102>.
- DiLaura, D. L. *Private Communication*. 2011.
- Duderstadt, J. J. and W. R. Martin. *Transport Theory*. Wiley, New York, 1979.
- Dutré, P., K. Bala, and P. Bekaert. *Advanced Global Illumination*. Natick, MA, USA: A. K. Peters, Ltd., 2006.
- Euler, L. “Reflexions sur les divers degrés de lumière du soleil et des autres corps celestes”. In: *Mémoires de l'Academie des Sciences de Berlin* 6 (1752), pp. 280–310.
- Fock, V. “Zur Berechnung der Beleuchtungsstärke”. In: *Zeitschrift für Physik* 28.1 (Dec. 1924), pp. 102–113. URL: <http://www.springerlink.com/content/t486jg3248t41702/>.
- Fourier, J. “Remarques sur la théorie mathématique de la chaleur rayonnante”. In: *Annales de Chimie et de Physique* I (1825), pp. 427–449.
- *Théorie analytique de la chaleur*. Chez Firmin Didot, père et fils, 1822.
- Frankel, T. *The Geometry of Physics*. Cambridge University Press, 2003.
- Gershun, A. “The Light Field”. Trans. by P. Moon, G. Timoshenko, and {Originally published in Russian (Moscow, 1936)}. In: *Journal of Mathematics and Physics* 18 (1939), pp. 51–151. URL: <http://www.expertunion.ru/knigi/gershun-izbrannyye-trudyi-pofotometrii-i-svetotekhnike.html>; [http://users.cms.caltech.edu/~lessig/data/gershun\\_light\\_field.pdf](http://users.cms.caltech.edu/~lessig/data/gershun_light_field.pdf).
- Helmholtz, H. von. “Die theoretische Grenze für die Leistungsfähigkeit der Mikroskope”. In: *Annalen der Physik und Chemie (Poggendorff's Annalen)* 50 (1874), pp. 556–584.

- Helmholtz, H. von. *Handbuch der physiologischen Optik*. Leipzig: L. Voss, 1867.
- Herschel, J. F. W. “Light”. In: *Encyclopedia Metropolitana*. Richard Griffin & Co., 1828, pp. 341–586.
- Herzberger, M. “Über Sinusbedingung, Isoplanasie, und Homöoplanasiebedingung, ihren Zusammengang mit energetischen Überlegungen und ihre Ableitung aus dem Fermatschen Gesetz”. In: *Zeitschrift für Instrumentenkunde* 48 (1928), pp. 313, 465, 524.
- Ihrke, I. et al. “Eikonal Rendering: Efficient Light Transport in Refractive Objects”. In: *ACM Transactions on Graphics (Proceedings of SIGGRAPH 2007)* 26 (2007), p. 59.
- Jackson, W. H. “The Solution of an Integral Equation Occurring in the Theory of Radiation”. In: *Bull. Amer. Math. Soc.* 16.9 (1910), pp. 473–475. URL: <http://projecteuclid.org/euclid.bams/1183420786>.
- Kim, K. and E. Wolf. “Propagation law for Walther’s first generalized radiance function and its short-wavelength limit with quasi-homogeneous sources”. In: *Journal of the Optical Society of America A* 4.7 (July 1987), p. 1233. URL: <http://josaa.osa.org/abstract.cfm?URI=josaa-4-7-1233>.
- King, L. V. “On the Scattering and Absorption of Light in Gaseous Media, with Applications to the Intensity of Sky Radiation”. In: *Proceedings of the Royal Society of London. Series A (Containing Papers of a Mathematical and Physical Character)* 88.601 (1913), pp. 83–89. URL: <http://www.jstor.org/stable/93339>.
- Kirchhoff, G. “Über den Zusammenhang zwischen Emissionsvermögen und dem Absorptionsvermögen der Körper für Wärme und Licht”. In: *Monatsbericht der Akad. d. Wiss. zu Berlin* (1859).
- Lagrange, J. L. “Mémoire sur une loi générale d’optique”. In: *Nouveaux Mémoires de l’Académie royale des Sciences et Belles-Lettres de Berlin* (1803). URL: <http://resolver.sub.uni-goettingen.de/purl?PPN308899466>.
- Lambert, J. H. *Photometrica: Sive de Mensura de Gratibus Luminis, Colorum et Umbrae*. Augsburg: Eberhard Klett, 1760.
- Lambert, J. H. and D. L. DiLaura. *Photometry or On The Measure and Gradation of Light, Colors, and Shade*. Illuminating Engineering Society of North America, 2001.
- Lessig, C. “Modern Foundations of Light Transport Simulation”. {Ph.D.} thesis. Toronto: University of Toronto, 2012. URL: <http://www.dgp.toronto.edu/people/lessig/dissertation/>.
- Lommel, E. “Die Photometrie der diffusen Zurückwerfung”. In: *Annalen der Physik* 272.2 (1889), pp. 473–502. URL: <http://www3.interscience.wiley.com/journal/112507437/abstract>.
- “Ueber Fluorescenz”. In: *Annalen der Physik und Chemie* 246.8 (1880), pp. 449–472, 631–654. URL: <http://doi.wiley.com/10.1002/andp.18792460809>.
- Marsden, J. E., T. S. Ratiu, and R. Abraham. *Manifolds, Tensor Analysis, and Applications*. third. Applied Mathematical Sciences. New York: Springer-Verlag, 2004.
- Mishchenko, M. I. “Radiative Transfer: A New Look of the Old Theory”. In: *Radiative Transfer*. Ed. by M. P. Menguc and N. Selcuk. New York: Begell House, 2007, pp. 1–30. URL: <http://dl.begellhouse.com/journals/1bb331655c289a0a,6467a55b0bcd17ba,3a7107be052935ea.html>.
- Mishchenko, M. I., L. D. Travis, and A. A. Lacis. *Multiple Scattering of Light by Particles: Radiative Transfer and Coherent Backscattering*. Cambridge University Press, 2006.
- Mishchenko, M. I. et al. “Electromagnetic scattering by a morphologically complex object: Fundamental concepts and common misconceptions”. In: *Journal of Quantitative Spec-*

- troscopy and Radiative Transfer* (Apr. 2011). URL: <http://dx.doi.org/10.1016/j.jqsrt.2010.03.016>.
- Moon, P and D. Eberle Spencer. *The Photic Field*. Cambridge, MA: MIT Press, 1981.
- Moon, P. and D. Eberle Spencer. "Theory of the Photic Field". In: *Journal of the Franklin Institute* 255.1 (Jan. 1953), pp. 33–50. URL: [http://dx.doi.org/10.1016/0016-0032\(53\)90727-3](http://dx.doi.org/10.1016/0016-0032(53)90727-3).
- Nicodemus, F. E. "Radiance". In: *American Journal of Physics* 31 (1963), pp. 368–377. URL: <http://link.aip.org/link/?AJP/31/368/1>.
- Nicodemus, F. E. and H. J. Kostkowski. *Self Study Manual on Optical Radiation Measurements*. Tech. rep. NBS 910. 1977.
- Pharr, M. and G. Humphreys. *Physically Based Rendering: From Theory to Implementation*. second. San Francisco, CA, USA: Morgan Kaufmann Publishers Inc., 2010.
- Planck, M. *Theorie der Wärmestrahlung*. second. Leipzig: Bahr, 1913.
- Ryzhik, L., G. Papanicolaou, and J. B. Keller. "Transport equations for elastic and other waves in random media". In: *Wave Motion* 24.4 (1996), p. 43. URL: [http://dx.doi.org/10.1016/S0165-2125\(96\)00021-2](http://dx.doi.org/10.1016/S0165-2125(96)00021-2).
- Schröder, P. and P. Hanrahan. "On the Form Factor between Two Polygons". In: *Proceedings of the 20th annual conference on Computer graphics and interactive techniques - SIGGRAPH '93*. New York, New York, USA: ACM Press, Sept. 1993, pp. 163–164. URL: <http://dl.acm.org/citation.cfm?id=166117.166138>.
- Schuster, A. "Radiation Through a Foggy Atmosphere". In: *Astrophysical Journal* 21 (1905), pp. 1–22.
- Schwarzschild, K. "Über das Gleichgewicht der Sonnenatmosphäre". In: *Nachr. Kgl. Ges. d. Wiss. zu Gött. Math. Phys. Klasse* 195 (1906), pp. 41–53.
- Spivak, M. *Calculus on Manifolds: A Modern Approach to Classical Theorems of Advanced Calculus*. HarperCollins Publishers, 1971.
- Veach, E. "Robust Monte Carlo Methods for Light Transport Simulation". Ph.D. thesis. Stanford University, 1997.
- Wolf, E. "Coherence and Radiometry". In: *J. Opt. Soc. Am.* 68 (1978), pp. 6–17. URL: <http://www.opticsinfobase.org/abstract.cfm?URI=josa-68-1-6>.
- Zhao, Y. et al. "Visual simulation of heat shimmering and mirage." In: *IEEE transactions on visualization and computer graphics* 13.1 (Jan. 2007), pp. 179–89. URL: <http://dl.acm.org/citation.cfm?id=1187626.1187771>.
- Zöllner, J. C. F. *Photometrische Untersuchungen mit besonderer Rücksicht auf die physische Beschaffenheit der Himmelskörper*. Leipzig: Engelmann, 1865.



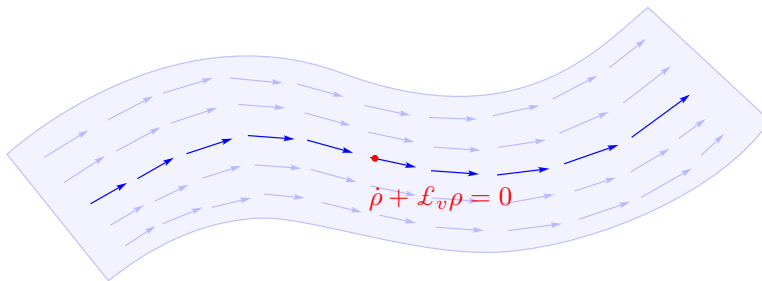
## 1 The Transport of a Density

If radiance is only meaningful for measurements, how does one then describe the transport of light energy? To understand this, we will consider the transport of mass in fluid dynamics. Infinitesimally, the mass is described by the mass density  $\rho = \sigma(q) dq \in \text{Den}(Q)$ , an element in  $\text{Den}(Q)$  which, roughly speaking, is equivalent to the space of volume forms  $\Omega^3(Q)$  on  $Q \subset \mathbb{R}^3$ . The transport of the density in a fluid with velocity vector field  $\vec{u} \in \mathfrak{X}(Q)$  is then given by

$$\dot{\rho} + \mathcal{L}_{\vec{u}}\rho = 0,$$

where  $\mathcal{L}_{\vec{u}}\rho$  is the Lie derivative, or, in classical notation,

$$\dot{\rho} + \nabla \cdot (\sigma \vec{u}) = 0.$$



Let us now determine the mass flow through an infinitesimal surface submerged in the fluid. Using the transport theorem, a central result in continuum mechanics<sup>51</sup>, we obtain that the flow through a finite surface  $S \subset \mathbb{R}^3$  is

$$\int_S (\sigma \vec{u}) \cdot \vec{n} dA$$

where  $\vec{n}$  is the surface normal. Infinitesimally, we thus have

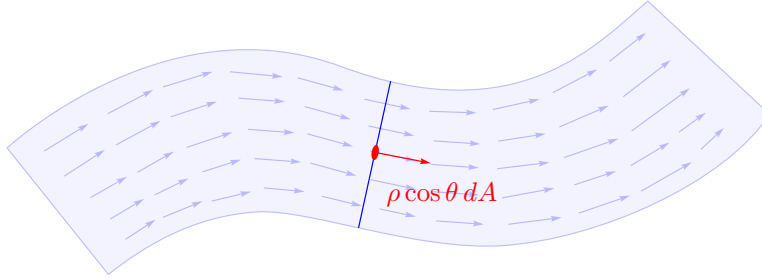
$$\sigma \vec{u} \cdot \vec{n} dA$$

which up to a factor that depends on the local magnitude of the fluid velocity vector field is equivalent to

$$\sigma \bar{u} \cdot \vec{n} dA = \sigma \cos \theta dA,$$

where  $\bar{u}$  is the normalized velocity vector and  $\theta = \angle(\bar{u}, \vec{n})$ . When expressed using exterior calculus, the integrand  $\rho \vec{u}$  is a 2-form, and given by  $\rho(q) dA_u$  where  $dA_u = u_1 dq^2 \wedge dq^3 + u_2 dq^3 \wedge dq^1 + u_3 dq^1 \wedge dq^2$ .

<sup>51</sup>Marsden, Ratiu, and Abraham, *Manifolds, Tensor Analysis, and Applications*, Theorem 8.1.12.



As will be shown in a forthcoming publication, the quantity that is transported in light transport theory is the phase space light energy density, or, short, light energy density,

$$\ell = L(q, p) dq dp \in \text{Den}(T^*Q) \quad (33)$$

which is a density on the six-dimensional phase space  $T^*Q \cong Q \times \mathbb{R}^3$  for  $Q \subset \mathbb{R}^3$ . The light energy density  $\ell \in \text{Den}(T^*Q)$  is the light transport equivalent of the mass density  $\rho \in \text{Den}(Q)$ , and the expression  $\sigma(q) \cos \theta dA$  is the fluid equivalent of classical radiance  $L(x, \omega) \cos \theta d\omega dA$ , describing measurements through an infinitesimal surface.