

# Stability of Boolean Multiplex Networks

Emanuele Cozzo,<sup>1</sup> Alex Arenas,<sup>2,1</sup> and Yamir Moreno<sup>1,3</sup>

<sup>1</sup>*Institute for Biocomputation and Physics of Complex Systems (BIFI), University of Zaragoza, Zaragoza 50018, Spain*

<sup>2</sup>*Departament d'Enginyeria Informàtica i Matemàtiques, Universitat Rovira i Virgili, 43007 Tarragona, Spain*

<sup>3</sup>*Department of Theoretical Physics, University of Zaragoza, Zaragoza 50009, Spain*

(Dated: December 5, 2018)

We extend the formalism of Random Boolean Networks with canalizing rules to multilevel complex networks. The formalism allows to model genetic networks in which each gene might take part in more than one signaling pathway. We use a semi-annealed approach to study the stability of this class of models when coupled in a multiplex network and show that the analytical results are in good agreement with numerical simulations. Our main finding is that the multiplex structure provides a mechanism for the stabilization of the system and of chaotic regimes of individual layers. Our results help understanding why some genetic networks that are theoretically expected to operate in the chaotic regime can actually display dynamical stability.

PACS numbers: 89.75.Fb, 89.75.Hc, 89.75.-k, 05.70.Fh

Nearly four decades ago, Random Boolean Networks (RBNs) were introduced as a way to theoretically address several scientific challenges regarding the description and dynamics of biochemical networks [1]. Since then, this framework has been successfully applied to model theoretically and computationally the biochemical and genetic control of cells [2]. RBNs consider that each gene of a genetic regulatory network is a node of a directed graph, the direction corresponding to the effect of one gene on the expression of another. Additionally, the nodes can be in one of two states: they are either *on* (1) or *off* (0) - i.e. in the case of a gene its target protein is expressed or not. The system so composed evolves at discrete time steps. At each time step nodes are updated according to a boolean rule assigned to each node that is a function of its inputs. Notwithstanding the high simplicity of RBNs models, they can capture the behavior of some real regulatory networks [3] allowing for the study of several dynamical features, above all their critical properties. However, although some coupled Boolean networks have been recently investigated [4, 5], the vast majority of existent works have considered RBNs as *simplex* networks, in which a single graph is enough to represent all the interactions a given gene is involved in.

The previous description implicitly assumes that all biochemical signals are equivalent and then collapses information from different pathways. Actually, in cellular biochemical networks, many different signaling channels do actually work in parallel, i.e., the same gene or biochemical specie can be involved in a regulatory interaction, in a metabolic reaction or in another signaling pathway. Therefore, a more realistic set up will be obtained by considering the participation in different pathways as different interconnected layers of interaction, something more consistent with a multiplex network [6, 7] representation (see Fig. 1). Namely, each level in the multiplex would represent the different signaling pathways or channels the element participates in.

In this paper, we study the stability of Boolean networks defined at multiple topological layers. In particular, we inspect a Boolean multiplex network model, in which each gene is a

node that participates in one or more layers of interactions. Moreover, we focus on the case of canalizing rules, which has been shown to be relevant to genetic networks. Boolean functions are canalizing if whenever the canalizing variable takes a given value, the canalizing one, the function always yields the same output. Capitalizing on a semi-annealed approximation, we analytically and numerically study the conditions defining the stability of the aforementioned system and show that the interplay between the different layers can be enough to stabilize different levels or the whole system even for parameter values where the sub-systems, if isolated, were unstable.

Let us first define in mathematical terms the structure of a multiplex network of  $N$  nodes per layer and  $M$  layers in Fig. 1, which can be fully encoded in two objects [8]. First, we have the  $N \times M$  incidence matrix  $B_{i\alpha}$ , whose elements are 1 if node  $i$  appears in layer  $\alpha$  and 0 otherwise. Secondly, we introduce an adjacency tensor,  $A_{ij\alpha}$ , whose elements are 1 if there is a link between nodes  $i$  and  $j$  in layer  $\alpha$  and 0 otherwise. With these two basic objects, one can generalize the different descriptors used in simplex networks. For instance, the *total degree* of node  $i$  will be  $K_i = \sum_{j\alpha} A_{ij\alpha} = \sum_{\alpha} K_{i\alpha}$ , where  $K_{i\alpha}$  is the degree of node  $i$  in layer  $\alpha$ . Moreover, the multilevel structure gives rise to new topological metrics that are not defined in single-layered networks. We therefore define the *multiplexity degree* of a node as the number of layers in which it appears as

$$\kappa_i = \sum_{\alpha} B_{i\alpha}. \quad (1)$$

Note that the number of different nodes in the multiplex will be then  $\tilde{N} = NM - \sum_i (\kappa_i - 1)$ .

Next, let us consider a state vector

$$\tilde{\mathbf{x}}(t) = (\tilde{x}_1(t), \dots, \tilde{x}_{\tilde{N}}(t)), \quad (2)$$

where  $\tilde{x}_i(t) \in \{0, 1\}$  and a set of update functions such that

$$\tilde{x}_i(t) = \tilde{f}_i(\tilde{x}_{j \in \Gamma_{\alpha}^{\text{in}}(i)}(t-1)). \quad (3)$$

where  $\Gamma_{\alpha}^{\text{in}}(i)$  refers to all the incoming neighbors  $j$  of node  $i$  at each layer  $\alpha$ , with  $\alpha = 1 \dots M$ .

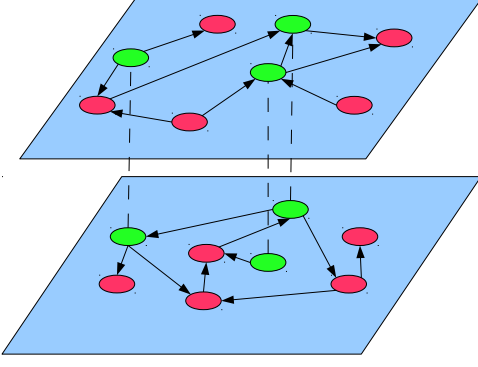


FIG. 1: (color online) The multiplex network is built up by randomly connecting  $N$  nodes per layer. With probability  $\sigma$ , each of the  $N$  nodes can be present in both layers. Therefore, the total number of *different nodes* in the system is  $\tilde{N} = (2-\sigma)N$ . In the example of the figure, the whole system is made up of  $\tilde{N} = 13$  nodes, of which 3 are present in the two layers and there are 5 additional nodes per layer, therefore  $N = 8$  and  $\sigma = 3/8$ . As for the dynamics, a canalizing state is assigned to each node in each layer. At every discrete time step, nodes are updated according to the Boolean rules assigned to them in each layer. Then, if a node assumes its canalizing value in one layer, it is switched to the canalizing state of that layer in all layers it takes part of.

Equations (2-3) define a Boolean multilevel (or multiplex) network (BMN). In addition, due to the multiplex nature of the network, we can also define a set of update functions for each layer level as

$$x_i^l(t) = f_i^l((\tilde{x}_{j \in \Gamma_i^l}(t-1))). \quad (4)$$

where now the arguments of the function are restricted to the specific layer  $\alpha = l$ . Equation (4) governs how each node is updated in each layer. So, equation (3) can be rewritten as

$$\tilde{x}_i(t) = \tilde{f}_i(f_i^1, \dots, f_i^M), \quad (5)$$

where  $\tilde{f}_i$  is a canalizing function of its inputs. With these definitions, it is possible to investigate how the stability of the Boolean model is affected by the multilevel structure of the network and by the existence of nodes with different multiplexity degrees. Specifically, we first inspect the dependency of the average sensitivity  $s^f$ , which has been shown to be a useful order parameter in RBNs [9, 10], on the multiplexity degree  $\kappa_i$ . Following [9], we define first the activity  $a_j^f$  of the variable  $x_j$  in a function  $f$  of  $K$  inputs as

$$a_j^f = \frac{1}{2^K} \sum_{\mathbf{x} \in \{0,1\}^K} \frac{\partial f(\mathbf{x})}{\partial x_j},$$

where  $\frac{\partial f(\mathbf{x})}{\partial x_j} = f(\mathbf{x}_{(j,0)}) \oplus f(\mathbf{x}_{(j,1)})$  and  $\mathbf{x}_{(j,R)}$  represents a random vector  $\mathbf{x} \in 0, 1$  with the  $j$ th input fixed to  $R$  and  $\oplus$  is the arithmetic addition modulo 2.

The activity in RBNs verifies  $0 \leq a_j^f \leq 1$ , which allows it to be interpreted as the probability that by toggling the  $j$ th input of  $f$ , the output function changes when the inputs are

uniformly distributed on the  $K$ -square. Additionally, one defines the sensitivity  $s^f$  of a function  $f$  the other way around, namely, it measures how sensitive a given output is to changes of a randomly selected input. Therefore, assuming that the inputs are also uniformly distributed, the average sensitivity is equal to the sum of the activities, i.e.,

$$s^f = \sum_{i=1}^K E[\chi[f(\mathbf{x} \oplus e_i) \neq f(\mathbf{x})]] = \sum_{i=1}^K a_j^f,$$

where  $e_i$  is a zeroes vector with 1 in the  $i$ -th position, and  $\chi[A]$  is an indicator function that is equal to 1 if and only if  $A$  is true. To illustrate how multiplexity affects the sensitivity of a node, without loss of generality, we study analytically and numerically a multiplex network of two layers. Let us denote by  $p$  the bias of the Boolean functions, and  $\alpha$  and  $\beta$  the two respective layers. Due to the multilevel nature of the interaction network, a node  $i$  in our model depends on the state of its neighbors in layer  $\alpha$  and also on the state of its neighbors in  $\beta$  via the auxiliary function  $\tilde{f}^\beta$ . Suppose that the canalizing state in  $\alpha$  and  $\beta$  is 1 (the discussion for 0 would be identical). Then, the updating function of  $i$  can be written as

$$\tilde{f}_i(f_i^\alpha, f_i^\beta) = f^\alpha \vee f^\beta, \quad (6)$$

being  $\vee$  the Boolean operator OR. From the definition of the activities and the previous relation, it follows that

$$E[a_j^{\tilde{f}}] = 2^{-(\kappa_i-1)} 2p(1-p), \quad (7)$$

which is different from the value one would obtain in the case of a simple canalizing function. Similarly, for the sensitivity one gets

$$E[s^{\tilde{f}}] = 2^{-(\kappa_i-1)} \sum_{\alpha} E[s^{f^\alpha}], \quad (8)$$

where  $E[s^{f^\alpha}] = 2p(1-p)K_\alpha$  is the expected average sensitivity of a function in layer  $\alpha$  if it were isolated.

Next, we study the stability of the Boolean multiplex system using a semi-annealed approximation [11]. This approach considers the network as a static topological object while the update functions  $f_i^l$  ( $l = \alpha, \beta$ ) are assigned randomly at each time step [12]. Thus, we can write the update function for the components of the difference vector  $\tilde{\mathbf{y}}(t) = |\tilde{\mathbf{x}}(t) - \hat{\mathbf{x}}(t)|$ , where  $\hat{\mathbf{x}}$  is a perturbed replica of  $\tilde{\mathbf{x}}$  in which a (small) fraction of the nodes were flipped, yielding

$$\tilde{y}_i(t) = \tilde{q}_i [1 - \prod_{j \in \Gamma_i} (1 - \tilde{y}_j(t-1))] \quad (9)$$

which is equivalent to the expression derived in [11], but also taking into account Eq. (8), with  $q_i = 2p(1-p)$  for a simplex graph and  $\Gamma_i$  being the set of all neighbors of  $i$  in all layers. Considering a small perturbation, linearization of Eq. (9) around the fixed point solution  $\tilde{\mathbf{y}}(t) = \mathbf{0}$ , leads to

$$\tilde{y}_i(t+1) \approx 2^{-(\kappa_i-1)} q_i \sum_{\alpha=1}^M \sum_{j=1}^N A_{ij\alpha} \tilde{y}_j(t) \quad (10)$$

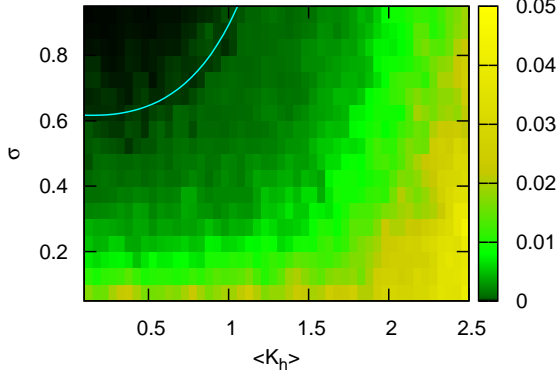


FIG. 2: (color online) Color-coded average Hamming distance for the whole system with fixed  $\langle K_o \rangle = 2.9$  for different values of  $\langle K_h \rangle$  and  $s$ . The network is composed of  $N = 10^3$  nodes per layer as explained in Fig 1. The continuous line is the solution (zeros) of Eq. (13). Simulations were performed for an initial Hamming distance of 0.001 and the results are averages over 50 realizations of the network and 300 random initial conditions.

that can be written in matrix form as  $\tilde{\mathbf{y}}(t+1) = \sum_{\alpha} Q_{\alpha} \tilde{\mathbf{y}}(t)$ , with  $Q_{ij\alpha} = 2^{-(\kappa_i-1)} q_i A_{ij\alpha}$ . The largest eigenvalue,  $\lambda_Q$ , of the matrix  $Q = \sum_{\alpha} Q_{\alpha}$  governs the stability of the system [11]. It is worth noticing that the latter refers to the stability condition for the whole system and, given a fixed topology for each layer, it depends on the multiplexity degree [13]. For the case of nonuniform  $\kappa_i$  we obtain an analogous mean-field approximation to  $\lambda_Q$  in [11],

$$\lambda_Q \approx \frac{\langle 2^{-(\kappa_i-1)} q_i K^{\text{in}} K^{\text{out}} \rangle}{\langle K \rangle}, \quad (11)$$

where  $\langle K \rangle$  is the average degree of the multiplex. Note that the stability of the multiplex depends on  $\kappa_i$  and  $K^{\text{in}} K^{\text{out}}$ . Moreover, in general,  $\kappa_i$  and  $K^{\text{in}} K^{\text{out}}$  are not independent variables.

Let us study the stability conditions for the case of two layers. According to Eq. (11), we have to estimate the mean multiplex connectivity  $\langle K \rangle$  and the probability that a node belongs to one or two layers. For the sake of simplicity, consider that the average connectivity of one layer is observed,  $\langle K_o \rangle$ , and fixed (for instance, because one measures it), and that the average connectivity of the other layer is unknown or hidden  $\langle K_h \rangle$ . Recalling that the size of the multiplex system is  $\tilde{N} = (2-\sigma)N$ —where  $N$  is the number of nodes per layer—, the mean connectivity  $\langle K \rangle$  can be written as

$$\langle K \rangle = \frac{\langle K_h \rangle + \langle K_o \rangle}{(2-\sigma)}. \quad (12)$$

To solve for the term  $\langle 2^{-\kappa_i} q_i K^{\text{in}} K^{\text{out}} \rangle$ , we have to take into account that the probability for a node to have  $\kappa_i = 2$  is  $\frac{\sigma}{2-\sigma}$  while the probability that  $\kappa_i = 1$  is  $\frac{2(1-\sigma)}{(2-\sigma)}$ . Besides, each

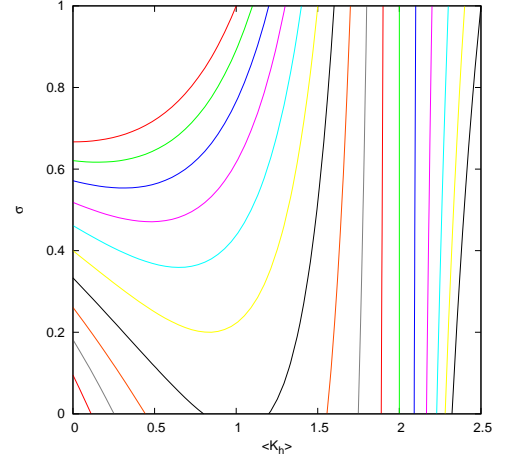


FIG. 3: (color online) The continuous lines are the solution (zeros) of Eq. (13) for different values of  $\langle K_h \rangle$  and  $\langle K_o \rangle$ . The leftmost curve corresponds to  $\langle K_o \rangle = 3.0$ , whereas the rightmost line is for  $\langle K_o \rangle = 1.5$ . See the text for further details.

node has a probability  $\frac{1}{2}$  to belong to each of the layers alone. So, assuming no correlation between  $K^{\text{in}}$  and  $K^{\text{out}}$  we obtain the following expression for the critical condition

$$\frac{2-\sigma}{4} (\langle K_h \rangle + \langle K_o \rangle) - (1-\sigma) \frac{\langle K_h \rangle \langle K_o \rangle}{\langle K_h \rangle + \langle K_o \rangle} = \frac{1}{2q} \quad (13)$$

that as a function of  $\sigma$  and  $\langle K_h \rangle$  gives an hyperbolic critical curve.

To verify that our analytical calculations are valid, we have performed extensive numerical simulations of the Boolean dynamics on a random multiplex network made up of two layers in which  $N$  nodes are randomly connected among them and only a fraction  $\sigma$  of them are present on both layers. As it is customarily done, we test the stability of the system by measuring the long-time Hamming distance for different trajectories generated from two close initial states. Figure 2 shows the results obtained when the mean connectivity  $\langle K_o \rangle$  of a layer is fixed and both  $\sigma$  and the mean connectivity of the other layer  $\langle K_h \rangle$  change (the Hamming distance is color coded as indicated). First, we note that the transition from stability to an unstable regime nicely agrees with the theoretical prediction. Secondly, it is worth highlighting a new effect linked to the multi-level nature of the system: the region of low  $\langle K_h \rangle$  and low  $\sigma$  is unstable despite the fact that those values of  $\langle K_h \rangle$  would make the hidden layer, in a *simplex graph* description, stable. However, due to the low coupling ( $\sigma$ ), the instability of the multiplex is determined by that of the observed layer, the leading one. Admittedly, when increasing the coupling  $\sigma$  the stable (hidden) layer is able to stabilize the whole system.

We have further explored the dependency between the stability of the multiplex and the average degrees of both layers. Figure 3 shows the analytical solution of Eq. (13) for different values of  $\langle K_h \rangle$  and  $\langle K_o \rangle$ . The results show a very rich phase diagram. Depending on the values of both connectivities, a double transition from a chaotic regime to an

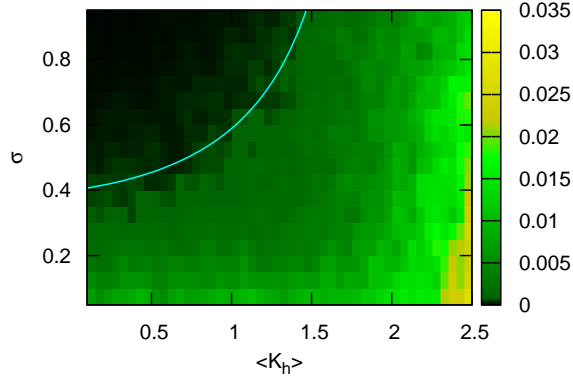


FIG. 4: (color online) Numerical average Hamming distance (color coded as indicated) for an observed layer with fixed  $\langle K_o \rangle = 2.5$  coupled to a hidden layer with varying  $\langle K_h \rangle$  sharing a fraction  $\sigma$  of nodes. The network is composed of  $N = 10^3$  nodes per layer as explained in Fig 1. The continuous line is the solution (zeros) of Eq. (14). Simulations were performed as in Fig 2.

ordered one and again to another chaotic regime is predicted. More interestingly, the transition from the ordered to the disordered regime does not depend on  $\sigma$  only when both layers operate at their respective critical points, namely, when  $\langle K_h \rangle = \langle K_o \rangle = 1/q = 2$ .

Up to now, we have analyzed the stability of the multiplex system. In practice, it is more common to have access to only one layer, so that one can measure the stability of that layer given that it is connected to a hidden (inaccessible) one. Therefore, it is also important to inspect the stability condition of a single layer within the multiplex. To this end, we should solve Eq. (11) taking into account only the nodes that belong to the layer whose stability is scrutinized. In this case, the critical condition reads

$$\frac{\sigma}{4}(\langle K_h \rangle^2 - \langle K_o \rangle^2 + 2\langle K_h \rangle \langle K_o \rangle) + \frac{\langle K_o \rangle^2}{2} = \frac{\langle K_o \rangle + \sigma \langle K_h \rangle}{2q}. \quad (14)$$

Figure 4 compares results of numerical simulations with the theoretically obtained critical curve showing again a good agreement between analytical and simulation results. The figure shows, as before, a smooth second-order transition from the ordered phase to the chaotic one. Remarkably, the results depicted in the figure can explain one puzzling question regarding the stability of biological systems –why there are biologically stable systems that are however theoretically expected to operate in the unstable regime (i.e., their average degree is larger than  $1/q$ ). Our results point out that the reason could be related to the fact that these systems are not isolated, but are part of a multiplex structure and therefore coupled to other hidden layers that, if ordered, can stabilize the system.

Summing up, we have studied the effect of multiplexity on the stability of Boolean multiplex networks. Specifically, we have reformulated the semi-annealed approximation for this kind of topology and showed that such an approach nicely agrees with results from numerical simulations. Given that many biological systems of interest do operate at different levels concurrently, the multiplex framework opens up new lines of research to explain the functional behavior of these systems. In particular, we have addressed here two important (and complementary) cases: the stability of the system as a whole and that of an observed layer which is coupled to other hidden layers. Our main result shows that there is a region of parameters for which either a single layer or the whole system can be stabilized by the presence of another stable sub-system (layer). This mechanism adds to others already known (e.g., sensibility, canalization) and has to be considered for example when deducing what can stabilize a real system whose observed connectivity would place it in the chaotic regime.

This work has been partially supported by MINECO through Grants FIS2008-01240, FIS2009-13730-C02-02 and FIS2011-25167, and by Comunidad de Aragón (Spain) through a grant to the group FENOL, and by Generalitat de Catalunya 2009-SGR-838.

- 
- [1] S. Kauffman, *Curr. Top. Dev. Biol.*, **6**: 145-182, (1971).
  - [2] L.P. Kadanoff M. Aldana, S. Coppersmith. *Boolean dynamics with random couplings*. Springer, 2003.
  - [3] Y. Lu Q. Ouyang C. Tang F. Li, T. Long. *Proc. Natl. Acad. Sci. USA*, **101**, 4781 (2004).
  - [4] R. Serra *et. al*, In: *Proceedings of the European Conference on Complex Systems*, Dresden, October 1-5 (2007).
  - [5] R. Serra, M. Villani, C. Damiani, A. Graudenzi, A. Colacci, in *Lectures Notes Complex Systems* Vol. 5191, 315-322, Springer, Heidelberg (2009).
  - [6] P. J. Mucha, T. Richardson, K. Macon, M. A. Porter, J.-P. Onnela, *Science* **328**, 876 (2010).
  - [7] K.-M. Le *et. al.*, *N. J. Phys.* **14**, 033027 (2012).
  - [8] Throughout the manuscript we use the accent ( $\grave{}$ ) to denote quantities defined for the multiplex.
  - [9] I. Shmulevich, S. Kauffman, *Phys. Rev. Lett.* **93**, 048701 (2004).
  - [10] R. V. Solé, B. Luque, *Physica A* **196**, 331 (2000).
  - [11] A. Pomerance E. Ott. M. Girvan and W. Losert. *Proc. Natl. Acad. Sci. USA*, **20**, 8209–8214, (2009).
  - [12] In principle, one can also use an annealed approximation. In this case, perturbed nodes at any time step are independent of each other. However, the method is less accurate than the semi-annealed approximation due to the presence of correlations.
  - [13] As a special case of interest, if the  $q_i$  are uniform  $q_i = q$  and the multiplexity degree too  $\kappa_i = \kappa$ , then  $\lambda_Q = 2^{-(\kappa-1)} q \lambda$  where  $\lambda$  is the eigenvalue of the matrix sum of the adjacency matrix  $A_{ij\alpha}$ . This leads to the critical condition  $\lambda = \frac{2^{(\kappa-1)}}{q}$ , and in the case of an uncorrelated network, the mean field approximation yields for the average degree of the multiplex  $\langle K \rangle = 2^{\kappa-1}/q$ .