

On the swap-distances of different realizations of a graphical degree sequence[☆]

Péter L. Erdős^{a,1}, Zoltán Király^{b,2}, István Miklós^{a,3}

^a*Alfréd Rényi Institute, Reáltanoda u 13-15 Budapest, 1053 Hungary*

email: <erdos.peter,miklos.istvan>@renyi.mta.hu

^b*Department of Computer Science and EGRES (MTA-ELTE), Eötvös University,*

Pázmány Péter sétány 1/C, Budapest, 1117 Hungary

email: kiraly@cs.elte.hu

Abstract

One of the first graph theoretical problems which got serious attention (already in the fifties of the last century) was to decide whether a given integer sequence is equal to the degree sequence of a simple graph (or it is *graphical* for short). One method to solve this problem is the greedy algorithm of Havel and Hakimi, which is based on the *swap* operation. Another, closely related question is to find a sequence of swap operations to transform one graphical realization into another one of the same degree sequence. This latter problem got particular emphases in connection of rapidly mixing Markov chain approaches to sample uniformly all possible realizations of a given degree sequence. (This becomes a matter of interest in connection of – among others – the study of large social networks.) Earlier there were only crude upper bounds on the shortest possible length of such swap sequences between two realizations. In this paper we develop formulae (Gallai-type identities) for these *swap-distances* of any two realizations of simple undirected or directed degree sequences. These identities improves considerably the known upper bounds on the swap-distances.

AMS classification (2010): Primary - 05C07, Secondary - 05C20, 05C45

Keywords: graphical degree sequences, Havel-Hakimi algorithm, swaps, swap-distance, triangular C_6 cycle

[☆]PLE and IM acknowledge financial support from grant #FA9550-12-1-0405 from the U.S. Air Force Office of Scientific Research (AFOSR) and the Defense Advanced Research Projects Agency (DARPA).

¹PLE was supported in part by the Hungarian NSF, under contract NK 78439.

²ZK was supported by grants (no. CNK 77780 and no. CK 80124) from the National Development Agency of Hungary, based on a source from the Research and Technology Innovation Fund, and also by TÁMOP grant 4.2.1./B-09/1/KMR-2010-0003.

³IM was supported in part by a Bolyai postdoctoral stipend and by the Hungarian NSF, under contract F61730.

1. Introduction

The comprehensive study of graphs (or more precisely the *linear graphs*, as it was called in that time) began sometimes in the late forties, through seminal works by P. Erdős, P. Turán, W.T. Tutte, T. Gallai and others. One problem which received considerable attention was the existence of certain subgraphs of a given graph G . Such a subgraph could be, for example, a perfect matching in a (not necessarily bipartite) graph, or a Hamiltonian cycle, etc. Generally these substructures are called *factors*. The first couple of important and rather general results of this kind were due to Tutte (in 1952) who gave necessary and sufficient conditions for the existence of f -factors [18, 19].

In cases where G is a complete graph, the f -factor problem becomes easier: then we are simply interested in the existence of a graph with a given degree sequence, and at least two solutions of different kind were developed around 1960. One was due to Havel [9] who constructed a famous greedy algorithm to answer this *degree sequence problem*. His algorithm was based on the notion of *swap*. It is interesting to mention the almost completely forgotten paper of Senior ([17]) who studied the problem of generating graphs with multiple edges but without loops: his goal was to find possible molecules with given composition but with different structures. He also discovered the swap operation, but he called it *transfusion*. The other approach was the equally famous Erdős-Gallai theorem ([2]) which gave a necessary and sufficient condition in the form of a sequence of inequalities. In this latter paper Havel's method was an ingredient of the proof and the authors also observed that their result is a consequence of Tutte's f -factor theorem.

In 1962 Hakimi studied the degree sequence problem in undirected graphs with multiple edges and loops ([7]). He developed an Erdős-Gallai type result for this much simpler case, and for the case of simple graphs he rediscovered the greedy algorithm of Havel. Since then this algorithm is referred to as the *Havel-Hakimi algorithm*.

Already from the general f -factor theorem of Tutte one can derive a polynomial time algorithm to solve the degree sequence problem, but it was not done that time. Havel's algorithm provided a quadratic (in n) time construction method of the required graphical *realization*.

The construction of – preferable "typical" – graphical realizations of given degree sequences became an important problem in the last two decades in connection of the emergence of huge networks in social sciences, medicine, biology or the internet technology, naming only some.

Mentioning just one example here, data is collected from anonymous surveys in epidemics studies of sexually transmitted diseases, where the individuals specify the number of different partners they have had in a given

period of time, without revealing their identity. In this case, epidemiologists should construct typical contact graphs obeying the empirical degree sequence to estimate epidemiological parameters.

To construct all possible realizations of a given degree sequence is typically very time consuming task since usually there are exponentially many different realizations. Here we do not consider the computationally almost hopeless isomorphism problem. In this paper the vertices are labeled (therefore distinguishable) and two isomorphic realizations where the isomorphism changes the labels are considered to be different ones.

The methodology to construct all possible realizations is already not self-evident: for example the Havel-Hakimi algorithm is not strong enough to find all of them. It is also important that no particular realization should be outputted more than once, and, finally, that the waiting times between two consecutive outputs should not be too long. These concerns were addressed in [11].

However when our goal is to find a "typical" realization but there are exponentially many different ones then generating all of them and choose one realization randomly is simple not feasible. One way to overcome this hardness is to construct a good Monte Carlo Markov Chain (MCMC) method. To that end we need a particular operation to walk on the space of the different realizations; this operation is called a *swap*, and it is essentially the same as the operation in Havel's algorithm: we choose four vertices, where in the induced subgraph there is a one-factor, while an other one-factor is missing, and we exchange the existing one-factor into the missing one. This clearly preserves the degree sequence.

It is interesting to recognize, that – as one can learn this fact from Erdős and Gallai – the swap operation for this purpose was originally discovered by Petersen, already in 1891 ([15]).

The problem of Erdős-Gallai type characterization of bipartite degree sequences were studied already in the mid-fifties by Gale (in [5]) using network flow techniques. In the same year Ryser gave a direct proof for this characterization, using a matrix theoretical language ([16]) and showed that any particular realization of a bipartite degree sequence can be transformed, using sequence of swaps, into any other realization. Both results were formulated on the language of directed graphs without multiple edges but with possible loops. (For the connection between bipartite and directed degree sequence problems see Section 5.) The corresponding result for simple directed graphs (no loops, no multiple edges) is due to Fulkerson ([4]).

Havel-Hakimi type results are part of the folklore in connection with bipartite degree sequences but it is hard to find a definitive reference for it (but book [20] discusses the problem in Exercise 1.4.32 and paper [10] provides one proof as a by-product).

In case of simple directed graphs Havel-Hakimi type results were proved by Kleitman and Wang ([13]) for an extension given by Kundu [12]. Swap

sequences between realizations of directed graphs were rediscovered in [3]. The situation here is more complicated than in the previous cases: using only two edges for a swap is not always enough, sometimes we have to use three-edge swaps. Moreover there are two different kinds of three-edge swaps: in the **type 1** swap the three edges form an oriented C_3 and the result of the swap is the oppositely oriented triangle. In the **type 2** swap the three involved *directed edges* determine four vertices (see [13, 3]).

In [3] a weak upper bound was proved for the swap-distance of two realizations of directed degree sequences. In the proof all three types of swaps were applied, and counted as one. However, as LaMar proved recently (in [14]), swap sequences between any two realizations may omit completely type 2 triple-swaps. In Section 5 we will strengthen this result (see Theorem 5.5). Finally Greenhill proved ([6]) that in case of regular directed degree sequences (when all in-degrees and out-degrees are the same) all triple-swaps can be omitted (if $n > 3$). The reason for the need for some type 2 swaps in [13, 3] was simple: in the Havel-Hakimi situation (by analogy) it was sought for one swap changing a particular directed edge to a particular non-edge. However, when a transformation sequence is looked for, then this is not a requirement. As it turned out, type 2 triple-swaps are so called non-triangular C_6 -swaps (see Remark 5.1) and can be substituted by two regular swaps.

These problems have long and lively history but we do not survey that here. We just want to point out that knowing the maximum length of the necessary swap sequences can lead to better estimations for the mixing time of Markov chains using swap operations. Until now there were only weak upper bounds on those lengths: they are surely shorter, than twice the number of edges in the realizations (which is equal to the sum of the values in the degrees sequence). This applies for simple directed or undirected graphical degree sequences (including bipartite ones as well). (See for example [3]).

The main goal of this paper is to determine a formula for the *swap-distance* (that is the length of the possible shortest swap sequence) between any two particular realizations G_1 and G_2 . Here we will prove a Gallai-type identity

$$\mathbf{dist}(G_1, G_2) = \frac{|E(G_1)\Delta E(G_2)|}{2} - \mathbf{maxC}(G_1, G_2), \quad (1.1)$$

where Δ denotes the symmetric difference and \mathbf{maxC} is a positive integer which depends on the realizations. In case of directed degree sequences triple-swaps should count as 2 in the swap-distance. (For an explanation, see the definitions after Lemma 5.3.) However, as it will turn out, we only need type 1 triple-swaps. We can forbid type 2 triple-swaps while the equation does not change.

It is very important to understand that while the right side of equation (1.1) can be interpreted indeed as "the exact value of the swap-distance" –

actually \mathbf{maxC} is possibly (probably) not an efficiently computable value. We think that the right goal here is to find good estimations for \mathbf{maxC} . We made the first steps into this direction, see Theorems 3.8, 4.1 and 5.6.

The structure of the paper is the following: in Section 2 we introduce the definitions and recall some known facts and algorithms. In Section 3 we prove (1.1) for undirected degree sequences. In the very short Section 4 we describe the consequences of the previous results for bipartite degree sequences. Finally in Section 5 we discuss the problem for directed degree sequences based on further considerations on realizations of bipartite degree sequences.

2. Definitions, notations

Throughout the paper G denotes an undirected simple graph with vertex set $V(G) = \{v_1, v_2, \dots, v_n\}$ and edge set $E(G)$. Consider a sequence of positive integers $\mathbf{d} = (d_1, d_2, \dots, d_n)$. If there is a simple graph G with degree sequence \mathbf{d} , i.e., where for each i we have $d(v_i) = d_i$, then we call the sequence \mathbf{d} a *graphical sequence* and in this case we also say that G *realizes* \mathbf{d} .

The analogous notions for bipartite graphs are the following: if B is a simple bipartite graph then its vertex classes will be denoted by $U(B) = \{u_1, \dots, u_k\}$ and $W(B) = \{w_1, \dots, w_\ell\}$, and we keep the notation $V(B) = U(B) \cup W(B)$. The *bipartite degree sequence* of B , $\mathbf{bd}(B)$ is defined as follows:

$$\mathbf{bd}(B) = \left((d(u_1), \dots, d(u_k)), (d(w_1), \dots, d(w_\ell)) \right).$$

Let G be a simple graph and assume that a, b, c and d are different vertices. If G is bipartite graph B then we also require that for $a, b \in U(B)$, $c, d \in W(B)$. Furthermore assume that $(a, c), (b, d) \in E(G)$ while $(b, c), (a, d) \notin E(G)$. Then

$$E(G') = E(G) \setminus \{(a, c), (b, d)\} \cup \{(b, c), (a, d)\} \quad (2.1)$$

is another realization of the same degree sequence (and if G is a bipartite graph then G' remains bipartite). The operation described above is called a *swap*. This operation is used in the Havel-Hakimi algorithm, and Petersen proved [15] – and several authors later reproved – that any realization of a degree sequence can be transformed into any another realization of the same degree sequence using only consecutive swap operations.

As throughout the paper all graphs will be simple, from this point we will omit the word “simple”.

A graph G , where the edges are colored by either red or blue, will be called a *red-blue graph*. For vertex v denote by $d_r(v)$ and $d_b(v)$ the degree

of vertex v in red and blue edges, resp. This red-blue graph is *balanced* if for each $v \in V(G)$ we have $d_r(v) = d_b(v)$.

A *circuit* in a graph G is a closed trail (each edge can be used at most once). As the graph is simple, a circuit is determined by the sequence of the vertices v_0, \dots, v_t , where $v_0 = v_t$. Note that there can also be other indices $i < j$ such that $v_i = v_j$. A circuit is called a *cycle*, if its simple, i.e., for any $i < j$, $v_i = v_j$ only if $i = 0$ and $j = t$.

A circuit (or a cycle) in a balanced red-blue graph is called *alternating*, if the color of its edges alternates (i.e., the color of the edge from v_i to v_{i+1} differs from the color of the edge from v_{i+1} to v_{i+2} , and also edges v_0v_1 and $v_{t-1}v_t$ have different colors – consequently alternating circuits have even length).

By Euler’s famous method one can easily prove the following

Proposition 2.1. *If G is a balanced red-blue graph then the edge set can be decomposed to alternating circuits. If B is a bipartite balanced red-blue graph then the edge set can be decomposed into alternating cycles.*

If two graphs, G_1 and G_2 are different realizations of the same degree sequence, then we associate with them the following balanced red-blue graph. The vertex set is $V(G_1) = V(G_2)$ and the edge set is the symmetric difference $E(G_1) \Delta E(G_2)$. An edge is colored red, if it is in $E(G_1) - E(G_2)$, and it is colored blue, if it is in $E(G_2) - E(G_1)$.

Definition 2.2. If G is a balanced red-blue graph then let $\mathbf{maxC}_u(G)$ denote the number of the circuits in a maximum size (= maximum cardinality) alternating circuit decomposition of G . If G_1 and G_2 are two realizations of the same degree sequence then let $\mathbf{maxC}_u(G_1, G_2) = \mathbf{maxC}_u(G)$, where G is the associated balanced red-blue graph.

Definition 2.3. Let G_1 and G_2 be two given realizations of \mathbf{d} . Denote by $\mathbf{dist}_u(G_1, G_2)$ the length of the shortest swap sequence from G_1 to G_2 .

A pair of vertices u and v will be called a *chord*, if it can hold an edge. That is for non-bipartite graphs uv is a chord if and only if $u \neq v$, but for a bipartite graph B , uv is a chord if and only if $u \in U(B)$ and $v \in W(B)$ or vice versa. If a circuit $C = v_0 \dots, v_t$ is given and $v_i v_j$ is a chord, then we will also call the pair ij of subscripts a *chord*.

For directed graphs we consider the following definitions: Let \vec{G} denote a directed graph (no parallel edges, no loops) with vertex set $X(\vec{G}) = \{x_1, x_2, \dots, x_n\}$ and edge set $E(\vec{G})$. We use the bi-sequence

$$\mathbf{dd}(\vec{G}) = \left((d_1^+, d_2^+, \dots, d_n^+), (d_1^-, d_2^-, \dots, d_n^-) \right)$$

to denote the degree sequence, where d_i^+ denotes the out-degree of vertex x_i while d_i^- denotes its in-degree. A bi-sequence of non-negative integers is

called a *directed degree sequence* if there exists a directed graph \vec{G} such that $(\mathbf{d}^+, \mathbf{d}^-) = \mathbf{dd}(\vec{G})$. In this case we say that \vec{G} *realizes* our directed degree sequence.

A directed graph \vec{G} is a *balanced red-blue graph*, if for every vertex the red in-degree is the same as the blue in-degree, and moreover the red out-degree is the same as the blue out-degree. Thus if \vec{G}_1 and \vec{G}_2 are different realizations of the same directed degree sequence then the associated red-blue graph (defined similarly as for the undirected case) is a balanced red-blue graph.

The definition of alternating circuit differs from the one defined for undirected graphs as follows. A circuit v_0, \dots, v_t in a balanced red-blue graph \vec{G} is alternating, if both the colors and the directions alternates (e.g., if $v_i v_{i+1}$ is a red directed edge then $v_{i+2} v_{i+1}$ is a blue directed edge).

Again, by Euler's method one can easily prove the following:

Proposition 2.4. *If \vec{G} is a balanced red-blue graph then the edge set can be decomposed into alternating circuits.*

Definition 2.5. Assume that \vec{G} is a directed balanced red-blue graph and let $\mathbf{maxC}_d(\vec{G})$ denote the number of the circuits in a maximum size alternating circuit decomposition of \vec{G} . If \vec{G}_1 and \vec{G}_2 are two realizations of the same directed degree sequence then let $\mathbf{maxC}_d(\vec{G}_1, \vec{G}_2) = \mathbf{maxC}_d(\vec{G})$, where \vec{G} is the associated balanced red-blue graph.

For directed graphs we use the old trick, applied already by Gale [5]: each directed graph \vec{G} can be represented by a bipartite graph $B(\vec{G})$, where each class consists of one copy of every vertex. The edges adjacent to a vertex u_x in class U represent the out-edges from x , while the edges adjacent to a vertex w_x in class W represent the in-edges to x (so a directed edge xy is identified with the edge $u_x w_y$). Note that the directed degree sequence of \vec{G} is the **same** as the bipartite degree sequence of $B(\vec{G})$. If \vec{G} is a directed balanced red-blue graph then naturally we get $B(\vec{G})$ as a balanced red-blue graph, and the alternating circuits of \vec{G} corresponds to the alternating cycles of $B(\vec{G})$. For an alternating circuit \vec{C} of \vec{G} we denote the corresponding alternating cycle of $B(\vec{G})$ by C .

As loops are not allowed in \vec{G} , edges of the form $u_x w_x$ are also forbidden in $B(\vec{G})$, so they will be called *non-chords*.

For two graphs G_1 and G_2 (or bipartite graphs or directed graphs) with the same degree sequence (or bipartite degree sequence or directed degree sequence, resp.) we will use $H'(G_1, G_2)$ for the *halved Hamming distance* $\frac{|E(G_1) \Delta E(G_2)|}{2}$. Note that $H'(G_1, G_2)$ is the same as the number of red (or blue) edges in the associated balanced red-blue graph G .

3. Undirected degree sequences

In this Section, we prove equality (1.1) for undirected degree sequences.

Lemma 3.1. *Let $C = v_0, v_1, \dots, v_{2t} = v_0$ be an alternating circuit in a balanced red-blue graph G , in which for some $i < j < 2t$, $j - i$ is even and $v_i = v_j$. Then the circuit can be decomposed into two shorter alternating circuits.*

Proof. Since both v_i, v_{i+1}, \dots, v_j and $v_j, v_{j+1}, \dots, v_{2t}, v_1, \dots, v_i$ contains even number of edges, both of them form alternating circuits. \square

Definition 3.2. We call an alternating circuit $C = v_0, v_1, \dots, v_{2t}$ **elementary**, if (i) no vertex appears more than twice in it, and if (ii) there exists an integer $0 \leq i < 2t$, such that both vertices v_i and v_{i+1} occur only once in the circuit.

Lemma 3.3. *Let C_1, \dots, C_h be a maximum size alternating circuit decomposition of a balanced red-blue graph G (that is $h = \mathbf{maxC}_u(G)$). Then each circuit is elementary.*

Proof. (i) First assume that a circuit $C_z = v_0, \dots, v_{2t}$ contains the vertex v three times. Then two of the occurrences have the same parity, and Lemma 3.1 applies. But this contradicts to the maximality. Therefore any vertex in any circuit of a maximum size decomposition occurs at most twice, and the two subscripts of each repeated vertex (within any circuit) have different parities. We call a pair $0 \leq i < j < 2t$ a *non-chord*, if $v_i = v_j$. The *length* of a non-chord ij is defined to be $\min(|i - j|, 2t - |i - j|)$. We proved that each index i is a part of at most one non-chord, and the length of any non-chord is odd.

We next prove that non-chords cannot intersect. More precisely, if $0 \leq i < k < j < \ell < 2t$ then, if ij is a non-chord then $k\ell$ is a chord. Let C' be the following alternating circuit:

$$v_0, \dots, v_i = v_j, v_{j-1}, v_{j-2}, \dots, v_k, \dots, v_{i+1}, v_i = v_j, v_{j+1}, \dots, v_\ell \dots v_{2t}.$$

In this new circuit (which consists of the same edges as the original circuit) the new index of vertex v_k is k' , where $k - k'$ is odd. Therefore if $k - \ell$ was odd then $k' - \ell$ is even. Thus for this circuit Lemma 3.1 applies – which in turn shows that the original circuit decomposition is not a maximum size one, a contradiction.

(ii) By re-indexing the vertices of the circuit we may assume that $0k$ is the shortest non-chord of C_z . Since G is simple we have $k > 2$. Consequently indices 1 and 2 cannot participate in any non-chord otherwise they would induce crossing non-chords. \square

From the middle part of the proof one can deduce a much stronger statement. Given a circuit $C = v_0, \dots, v_{2t}$ we call a vertex *unique*, if it appears exactly once in that circuit.

Theorem 3.4. *Let C_1, \dots, C_h be a maximum size alternating circuit decomposition of a balanced red-blue graph G . Then*

- (i) *each circuit $C_z = v_0, \dots, v_{2t}$ contains at least $2t/3 + 2$ unique vertices;*
- (ii) *the length of each circuit in the decomposition is at most $(3/2)(n - 1)$, consequently*

$$\mathbf{maxC}_u(G) \geq \left\lceil \frac{2|E(G)|}{3n} \right\rceil.$$

Proof. (i) Let μ denote the number of unique vertices of the circuit and let ν denote the number of non-unique vertices (not indices). Since no vertex appears more than twice in the circuit therefore $2t = \mu + 2\nu$ and the number of non-chords is exactly ν .

If $t = 2$ then non-chords do not exist so nothing to prove. Assume now that $t > 2$ and consider the following planar graph P with $2t$ vertices. First we draw a convex $2t$ -gon on the plane with vertices p_0, \dots, p_{2t-1} . Next for each non-chord ij we connect p_i to p_j by a straight line segment. The proof of Lemma 3.3 shows that there are no crossing non-chords therefore this is a planar embedding.

Now we take the planar dual P^* and delete the vertex of the dual corresponding to the infinite face of P . We call the resulting graph T .

It is easy to see that T is a tree. Indeed, we can argue by contradiction. If T contains a cycle then the original planar graph contains a vertex v within this cycle. But each original vertex of the graph is neighboring to the ocean. Therefore vertex v is also next to the ocean, so the dual vertex O corresponding the ocean must not be outside C . But that would imply that O belongs to the cycle, a contradiction.

The edges of T correspond to the non-chords, so $|E(T)| = |V(T)| - 1 = \nu$. The vertices of the tree correspond to the finite faces of P . We claim that if $v \in V(T)$ has degree at most 2 in the tree, then the corresponding face contains at least 2 unique vertices. If a face is adjacent to one non-chord (it corresponds to a leaf in T) then it has at least two unique vertices since G is simple. Suppose there is a face of P adjacent to two non-chords, ij and $i'j'$, where we may assume that $i < i' < j' < j$. As G is simple and the non-chords have odd length, we can conclude that $i' - i + j - j' \geq 4$, proving the claim.

Let $n_{\leq d}$ (and $n_{\geq d}$) denote the number of vertices of T having degree at most d (at least d , resp.). We prove by induction on $|V(T)|$ that if $|V(T)| > 1$ then $n_{\leq 1} \geq n_{\geq 3} + 2$ (if we delete a leaf then either none of $n_{\leq 1}$ and $n_{\geq 3}$ is changed, or $n_{\leq 1}$ decreases by one and $n_{\geq 3}$ decreases by at most one). Consequently $n_{\leq 2} \geq n_{\geq 3} + 2$. So

$$\mu \geq 2n_{\leq 2} \geq |V(T)| + 2 = |E(T)| + 3 = \nu + 3.$$

As $2t = \mu + 2\nu$, we have $2t \leq 3\mu - 6$, consequently $\mu \geq 2t/3 + 2$, proving our first statement.

(ii) To prove the second statement we only need a simple calculation.

$$t + (t/3 + 1) \leq \mu/2 + \nu + \mu/2 = \mu + \nu \leq n,$$

so really $2t \leq (3/2)(n - 1)$. \square

Now we are ready to analyze the minimum size swap sequences. We start with the simplest case:

Lemma 3.5. *Assume that G_1 and G_2 are two realizations of the same degree sequence, and G is a balanced red-blue graph consisting of the edges in $E(G_1)\Delta E(G_2)$. Suppose that $E(G)$ is one alternating elementary circuit C of length $2t$. Then there is a swap sequence of length $t - 1$ between G_1 and G_2 .*

Proof. Let us call G_1 the *start* and G_2 the *stop* graph. We apply induction on the size of the symmetric difference $|C|$ of the actual start and stop graphs. We may assume, that v_0 occurs exactly once in C and the current v_0v_1 edge belongs to the start graph (since this circuit is elementary, due to Lemma 3.3, we can always renumbering the vertices accordingly).

When $t = 2$ then the statement is clear, since C is an alternating cycle of length four, so assume now that $t > 2$. Consider the chords $v_0v_1, v_1v_2, v_2v_3, v_3v_0$. (Let's recall: by definition we have $v_0v_1, v_2v_3 \in E(G_1) \setminus E(G_2)$ and $v_1v_2 \in E(G_2) \setminus E(G_1)$ while $v_3v_0 \notin E(G_1)\Delta E(G_2)$.)

When chord v_3v_0 is non-edge in the start (and therefore in the stop) graph, then we can perform the $v_0v_1, v_2v_3 \Rightarrow v_1v_2, v_3v_0$ swap in the start graph. After this operation the circuit will be shorter by two edges and remains elementary. So we can apply the inductive hypothesis for the new start/stop graph pair. If, however, the chord v_3v_0 is an edge both in the start and stop graphs, then we can carry out the $v_1v_2, v_3v_0 \Rightarrow v_0v_1, v_2v_3$ swap in the stop graph, still maintaining all the necessary properties. So we can proceed with the induction on the new start/stop graph pair. \square

Theorem 3.6. *For all pairs of realizations G_1, G_2 of the same degree sequence, we have*

$$\mathbf{dist}_u(G_1, G_2) = H'(G_1, G_2) - \mathbf{maxC}_u(G_1, G_2). \quad (3.1)$$

Proof. (i/a) The inequality $\text{LHS} \leq \text{RHS}$ is a simple application of Lemma 3.5: take a maximal alternating circuit decomposition C_1, \dots, C_k where $k = \mathbf{maxC}_u(G_1, G_2)$, and define realizations $G_1 = H_0, H_1, \dots, H_{k-1}, H_k = G_2$ such that for all $i = 0, \dots, k - 1$ realizations H_i and H_{i+1} differ exactly in C_i . Then by Lemma 3.3 all circuits are elementary, so the application of Lemma 3.5 for each pair H_i, H_{i+1} proves this inequality.

(i/b) One can find a recursive proof as well. This is based on the following easy observation: assume that the shortest circuit C_1 in the previous maximal decomposition has the shortest length among all circuits in all possible maximal circuit decomposition. Then

Lemma 3.7. *There exists no edge in any of the other circuits which would divide C_1 into two odd length trails.*

Proof. Assume the opposite: the chord $v_1, v_{2\ell}$ of C_1 is an edge in C_2 . Then this edge together with one of the trails of C_1 form a shorter circuit, than C_1 while the other trail together with the remaining part of C_2 form another alternating circuit. So we constructed another circuit decomposition with the same number of circuits, but with a shorter shortest circuit, a contradiction. (It is still possible that a chord in C_1 belongs to another circuit as well – but this divides C_1 into two even-length trails. However this will not cause any problem.) $\square_{3.7}$

Now we can operate as follows: consider the (actual) symmetric difference, find a maximal circuit decomposition with a shortest elementary circuit. Apply the procedure in Lemma 3.5 for this circuit (by Lemma 3.7 we can do it). Repeat the whole process with the new (and smaller) symmetric difference.

(ii) We finish the proof of Theorem 3.6 by proving that $LHS \geq RHS$. We realign (3.1) into

$$\mathbf{maxC}_u(G_1, G_2) \geq H'(G_1, G_2) - \mathbf{dist}_u(G_1, G_2).$$

Assume that the sequence $G_1 = H_0, H_1, \dots, H_{k-1}, H_k = G_2$ describe a minimum length realization sequence from G_1 to G_2 where for each $i = 0, \dots, k-1$, the graphs H_i and H_{i+1} are in swap-distance 1. It is clear that any consecutive swap subsequence from H_i to H_j must be also a minimum one. For each i we use the notation

$$\Delta_i := E_1 \Delta E(H_i).$$

We are going to construct a circuit decomposition of $E_1 \Delta E_2 = \Delta_k$ into $\geq H'(G_1, G_2) - \mathbf{dist}_u(G_1, G_2)$ alternating circuits. By part (i) it will prove also that the two sides are actually equal (otherwise the swap sequence cannot be minimum). We proceed with induction: we will show that for all $i = 0, \dots, k$ we have

$$\mathbf{maxC}_u(G_1, H_i) \geq H'(G_1, H_i) - \mathbf{dist}_u(G_1, H_i). \quad (3.2)$$

In case of $i = 0$ this is clearly true, if $i = k$ then the main statement is proved. Now we assume (3.2) for subscript i and we are going to prove it

for $i + 1$. By the hypothesis we know that $\text{dist}_u(G_1, H_i) = i$. We are going to distinguish cases upon the relations among $E(H_i)\Delta E(H_{i+1}) = S$ and Δ_i .

Assume at first that $|S \cap \Delta_i| = 0$. Then the number of circuits in the decomposition of Δ_{i+1} is increased by one (comparing to the maximum decomposition of Δ_i), the number of edges is increased by four, finally the number of swaps is increased by one again. Inequality (3.2) is maintained.

Now assume that $|S \cap \Delta_i| = \ell > 0$. Since S is derived from the swap transforming H_i into H_{i+1} therefore the two existing edges among the four chords defining S are edges in H_i and not edges in H_{i+1} and the analogous statement is true for the two missing edges. Therefore the chords in $S \cap \Delta_i$ are in the same states in H_0 and in H_{i+1} . Then

- (a) if $\ell = 1$ then this chord does not belong to Δ_{i+1} therefore the other three chords of S extend the original circuit. Therefore the number of circuits is the same as before, while $|\Delta_{i+1}| = |\Delta_i| + 2$ and the number of necessary swaps is increased by one. Inequality (3.2) is maintained;
- (b) if $\ell > 1$ then the ℓ common chords can be in at most ℓ circuits. It can happen, that some circuits meld into a smaller number of circuits after the swap on S is performed, but this can decrease the number of circuits with at most $\ell - 1$. Furthermore $|\Delta_{i+1}| = |\Delta_i| + 4 - 2\ell$, finally the number of necessary swaps increased by one. Inequality (3.2) is maintained.

The proof Theorem 3.6 is finished. □

As it was already mentioned the value \mathbf{maxC}_u seems to be not efficiently computable. Therefore Theorem 3.6 does not help directly to find a shortest swap sequence between two particular realizations. However good upper and lower bounds on this value may be useful. It is clear, however, that these bounds depend not only on the number of the edges (which is $|E|$) in one realization but on the size of the symmetric difference. When $|E|$ is small, say $|E| \leq \frac{1}{2}\binom{n}{2}$ then the size of the symmetric difference can be as big as $2|E|$. If $|E|$ is much higher then the symmetric difference becomes small.

Assume now, that the graphical degree sequence under investigation is $(1, 1, 1, \dots, 1)$. All realizations are perfect matchings, and if two of them form one alternating Eulerian cycle, then the actual swap-distance, by Theorem 3.6 is $|E| - 1$. This is just the half of the old estimation. The consequence is that the diameter of the corresponding Markov chain can be as big as $|E| - 1$.

Next we give a general bound on the swap-distance (which is in some sense sharp), and then we formulate some conjectures. For a given degree sequence $\mathbf{d} = \{d_1, d_2, \dots, d_n\}$ let m denote $(\sum d_i)/2$, the number of edges in any realization, and let m^* denote $\sum \min(d_i, n - d_i)$, an upper bound on the number of edges in a balanced red-blue graph associated with two realizations G_1 and G_2 .

Theorem 3.8. *For all pairs of realizations G_1, G_2 of the same degree sequence of length n , we have*

$$\begin{aligned} \mathbf{dist}_u(G_1, G_2) &\leq H'(G_1, G_2) \cdot \left(1 - \frac{4}{3n}\right) \\ &\leq m^* \left(\frac{1}{2} - \frac{2}{3n}\right) \leq m \left(1 - \frac{4}{3n}\right). \end{aligned}$$

Proof. It is a simple calculation using Theorem 3.4 and the simple fact, that $H'(G_1, G_2) \leq m^*/2 \leq m$. \square

Conjecture 1. *Let G be a balanced red-blue graph with n vertices and m edges. Then (i) there exists an alternating circuit of length at most $3n^2/m$. And (ii) $\mathbf{maxC}_u(G) \geq m^2/(6n^2)$.*

Such upper bound would provide a lower bound on the distance, and thus could be useful in practical applications.

Conjecture 2. *For a degree sequence $\mathbf{d} = \{d_1, d_2, \dots, d_n\}$ let m again denote $(\sum d_i)/2$, the number of edges in any realization, and let m^* denote $\sum \min(d_i, n - d_i)$. Then we conjecture the following statements. The listed inequalities arisen*

- (i) $\mathbf{dist}_u(G_1, G_2) \leq H'(G_1, G_2) \cdot (1 - m/(3n^2))$.
- (ii) $\mathbf{dist}_u(G_1, G_2) \leq m^*(1/2 - m/(6n^2))$.
- (iii) $\mathbf{dist}_u(G_1, G_2) \leq m(1 - m/(3n^2))$.
- (iv) $\mathbf{dist}_u(G_1, G_2) \leq 5n^2/24$.

4. Undirected bipartite degree sequences

It is easy to see that for bipartite degree sequences Theorem 3.6 applies without any changes (note that in the proof we only used chords of odd length, so they are also chords in the bipartite case). Even more, since there is no odd cycle in a bipartite graph, the circuits in the maximal size alternating circuit decomposition of the symmetric difference of two realizations are cycles. As a consequence, for two realizations B_1 and B_2 of a bipartite degree sequence, we can interpret $\mathbf{maxC}_u(B_1, B_2)$ as the maximum number of cycles in a decomposition into alternating cycles (which always exists) of the associated balanced red-blue graph B . However, we think that even for bipartite realizations the determination of \mathbf{maxC}_u might be hard.

Let $\mathbf{bd} = ((a_1, \dots, a_k), (b_1, \dots, b_\ell))$ be a given bipartite degree sequence, we assume $\ell \leq k$. Let $n = k + \ell$, $n' = 2\ell$, $m = \sum a_i$, and let m^* denote $2 \sum \min(a_i, \ell - a_i)$, an upper bound on the number of edges in a balanced red-blue graph associated with two realizations B_1 and B_2 . Using that any alternating cycle has length at most n' , similarly to Theorem 3.8, we get the following.

Theorem 4.1. *For all pairs of realizations B_1, B_2 of the same degree sequence \mathbf{bd} we have*

$$\begin{aligned} \mathbf{dist}_u(B_1, B_2) &\leq H'(B_1, B_2) \cdot (1 - 2/n') \\ &\leq m^*(1/2 - 1/n') \leq m(1 - 2/n'). \quad \square \end{aligned}$$

5. Directed degree sequences

In this section we discuss directed degree sequences. We will apply the machinery of Section 4 to solve the directed degree sequence problem, using the bipartite graph $B(\vec{G})$ defined in Section 2. However doing so we may face a serious problem: since no loop is allowed in \vec{G} , we cannot use edges of form $u_x w_x$ in the process. Recall that these pairs are called non-chords. So at first we are going to analyze the alternating cycles we have to handle along the process.

Let \vec{G} be a directed balanced red-blue graph associated with two realizations \vec{G}_1 and \vec{G}_2 of the same directed degree sequence, let $B = B(\vec{G})$ be the corresponding bipartite balanced red-blue graph, and let \vec{C} be an alternating circuit in \vec{G} (recall, that C denotes the corresponding alternating cycle in B). In this section we will mainly use the terminology about the bipartite representation B , but, where it is interesting, we remark in italics and in parenthesis the corresponding notions in the original directed graph.

Case 1: Let us start with the case, when there exists a vertex u_x in the cycle C such that w_x is not contained in C (of course, by symmetry, the case when w_x is in C , but u_x is not, can be handled by the same way). (*This is equivalent to saying that circuit \vec{C} contains x only once.*) We can work with u_x at each step of the process described in Lemma 3.5: we take the trail of length 3 starting at u_x , and interchange the start and stop graphs if the first edge belongs to the stop graph (we will do this step again and again as a routine, observe that if we are given a swap sequence from one graph to another graph, then the reverse sequence transforms the second graph to the first one). And at every step the vertex u_x remain in the cycle and w_x will not become a vertex of the cycle.

Case 2: Next assume that for each vertex $u_x \in C$ we also have $w_x \in C$, but also assume that we have a vertex u_x in C , such that the trail of length 3 (along the ordering of the cycle) starting at u_x does not end at w_x . Then we can use vertex u_x at the process as before. After the first swap, there will be two vertices which will occur without their non-chord pairs in the new cycle. So we are back to Case 1.

Case 3: Finally assume that neither Case 1 nor Case 2 applies. We can handle this case as follows. Assume first that C is long enough, that is $|C| \geq 8$. As every vertex participates in one non-chord, one of the two different vertices that are of distance 3 (along the cycle) from any fixed

vertex u_x , must differ from w_x . So we are back to Case 2 after reversing the description of C and possibly interchanging the start and stop graphs.

From now on we will call these “usual” swaps as C_4 -swaps.

When our cycle is of length 6, then no such trick works. (In \vec{G}_1 we have an oriented triangle and \vec{G}_2 is identical with \vec{G}_1 except that it contains the other orientation of the same triangle. Then we have to use a new type of swap: we exchange the first oriented triangle to the second one.) This means that in the bipartite graph we swap a C_6 with 3 non-chords in one step. For obvious reason we will call this new swap as **triangular C_6 -swap** and the cycle itself is called a **triangular C_6 cycle**.

Remark 5.1. We can describe now the type 2 triple-swaps mentioned in Section 1 and introduced in [13, 10]: they are simply non-triangular C_6 -swaps that can be implemented by two C_4 -swaps.

Lemma 5.2. *If C is a cycle in the decomposition that is not a triangular C_6 cycle, then we can always perform the next swap without producing a new triangular C_6 cycle.*

Proof. This is clearly the case when we are in Case 1. If we are in Case 3 or in Case 2, then $|C| \geq 8$ and after the first swap two neighboring vertices are deleted from the cycle, resulting that we are back to Case 1 (two non-chords disappear). \square

It is important to recognize that sometimes triangular C_6 -swaps are absolutely necessary: for example let $n \geq 2$ be an integer and consider the following $n + 1$ -element directed degree sequence: $\mathbf{dd} = ((n, n, \dots, n, n - 1, n - 1, n - 1); (n, n, \dots, n, n - 1, n - 1, n - 1))$. It is clear that there are exactly two different realizations of this directed degree sequence: namely this is a complete directed graph on $n + 1$ vertices minus one oriented triangle – and this oriented triangle can be of two different kinds. And for these realizations there are exactly one possible swap: the triangular C_6 -swap on that six vertices of the $B(\vec{G}_i)$ realizations. (The simplest such example is $((1, 1, 1), (1, 1, 1))$.)

With these observations we just proved, that any realization of a directed degree sequence can be transferred to any other realization of the same degree sequence using only C_4 - and triangular C_6 -swaps. Therefore from now on – opposing papers [13] and [10] – we allow only these two types of swaps, while three-edge swaps of type 2 are not allowed anymore.

Next we are going to analyze the structure of the triangular C_6 cycles in a maximal cycle decomposition with minimal number of triangular C_6 cycles. (Let us start with an example (see Figure 1): in this directed degree sequence the realizations consists of two oriented triangles, sharing one vertex.)

Figure 2 shows the bipartite representation of the symmetric difference of the corresponding B_1 and B_2 . It is easy to see that there are two possible cycle

Let the vertices be $X = \{a, b, c, d, e\}$ and $\mathbf{dd} = ((2, 1, 1, 1, 1); (2, 1, 1, 1, 1))$

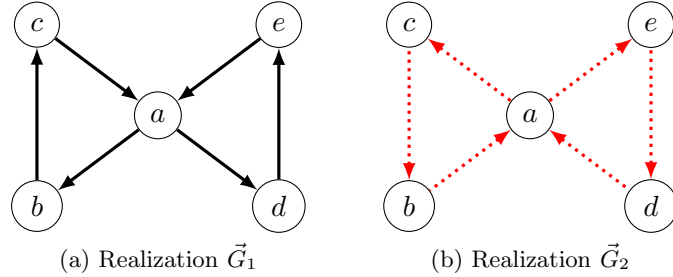


Figure 1: Two realizations

decompositions of this symmetric difference: one consists of two triangular C_6 cycles, but the other one contains none (see Figure 3).

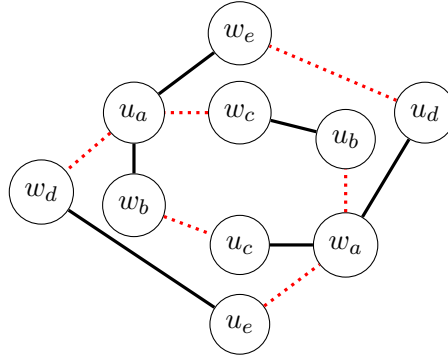


Figure 2: The bipartite representation of the symmetric difference

It is a fortune that this is the typical behavior. We say that two cycles in the decomposition of the bipartite representation are **kissing**, if there exists a vertex $x \in X$ such that both alternating cycles in the decomposition contain both u_x and w_x . If one or both kissing cycles are triangular C_6 cycles then we can transform these two cycles into a new decomposition, without any triangular C_6 . For that end we consider the four trails defined by u_x and w_x and pair them up in the right way.

With this observation we just proved the following structural property:

Lemma 5.3. *Assume that the alternating cycle decomposition \mathcal{C} of the symmetric difference of $B(\vec{G}_1)$ and $B(\vec{G}_2)$ is a maximal one with minimum number of triangular C_6 cycles. Then no triangular C_6 cycle kisses any other cycle.*

We are ready now to define the swap-distance of two arbitrary realizations of the same directed degree sequence. We consider a **weighted swap-**

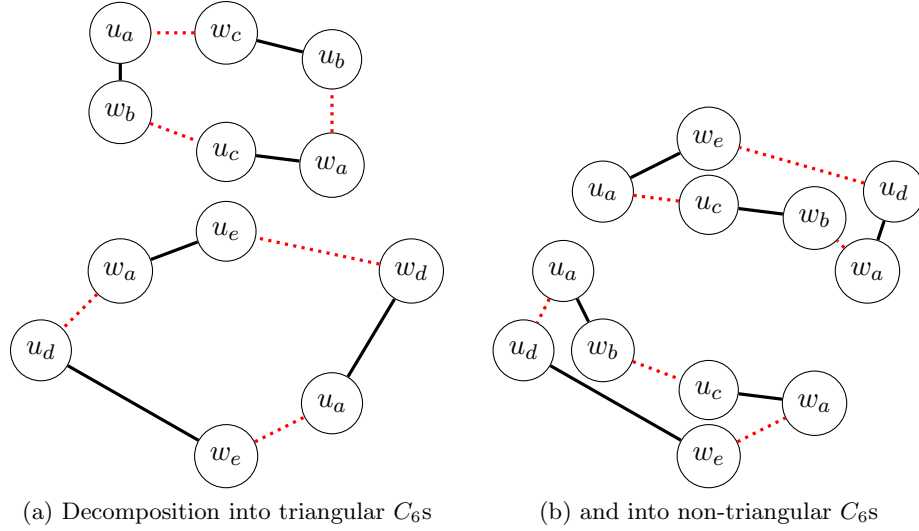


Figure 3: Two possible cycle decompositions

distance: an ordinary C_4 -swap weighs one, but a triangular C_6 -swap weighs two. (This convention is well supported with the fact that two kissing triangular cycles can be transformed into two ordinary, length 6 cycles, each of them transformable using two C_4 -swaps.) So $\text{dist}_d(\vec{G}_1, \vec{G}_2)$ denotes the minimum total weight of a swap sequence transforming \vec{G}_1 to \vec{G}_2 . The definition of $\text{maxC}_d(\vec{G}_1, \vec{G}_2)$ is analogous to the undirected case: this is the possible maximum number of directed cycles in an alternating directed cycle decomposition of the symmetric difference of the edge sets. Using these definitions we have the following result on the minimum directed swap-distance:

Theorem 5.4. *Let dd be a directed degree sequence with realizations \vec{G}_1 and \vec{G}_2 . Then*

$$\text{dist}_d(\vec{G}_1, \vec{G}_2) = H'(\vec{G}_1, \vec{G}_2) - \text{maxC}_d(\vec{G}_1, \vec{G}_2). \quad (5.1)$$

Proof. We can prove that the LHS is at most as big as the RHS by recalling the proof from Theorem 3.6 for bipartite graphs taking into consideration the previous observations. And, by Lemma 5.2 we do not create any new triangular C_6 cycle.

Consider now the equivalent form of inequality (3.2). Fix a suitable swap sequence of minimal weighted length and assume that this contains the smallest possible number of triangular C_6 -swaps among all such sequences. Denote by $B(\vec{G}_1) = H_0, H_1, \dots, H_{k-1}, H_k = B(\vec{G}_2)$ the bipartite graph sequence which consists of the consecutive realizations generated by this swap sequence (then for each $i = 0, \dots, k - 1$, the graphs H_i and H_{i+1} are in swap-distance 1 or 2, depending whether the swap was a simple C_4 -swap or a triangular C_6 -swap). It is clear that

- (A) *any consecutive swap subsequence from H_i to H_j must be also a minimum one, furthermore it must contain the smallest possible number of triangular C_6 -swaps among all such subsequences.*

For each i we use the following notation

$$\Delta_i := E(H_0)\Delta E(H_i).$$

We will now revisit the proof of Theorem 3.6 (ii). We will try to mimic that proof. Whenever the swap under study is a triangular C_6 -swap, then it cannot share a non-chord with any earlier generated cycle. (This comes from a simple straightforward generalization of Lemma 5.3.)

Whenever the swap under investigation is a regular C_4 -swap, then we can proceed as in the proof of Theorem 3.6 (ii). And this concludes the proof of Theorem 5.4. \square

We can strengthen LaMar's recent result ([14]):

Theorem 5.5. *If we modify the definition of weighted swap-distance between two realizations of a directed degree sequence such that any length 6 circuit can be swapped in one step, and their weights are 2, then Theorem 5.4 still holds, and there exists a shortest swap sequence between any two realizations, \vec{G}_1 and \vec{G}_2 , of the same directed degree sequence which contains only C_4 -swaps and triangular C_6 -swaps.*

The novelty here is that there always exists shortest swap sequence which is conform with LaMar's idea.

Proof. Any length 6 circuit which is not a triangular C_6 cycle falls in the above-discussed Case 1 or 2, and can be transformed with two C_4 -swaps, whose summed weight is also 2. \square

Theorem 4.1 transforms to the following. Let us given a directed degree sequence $\mathbf{dd} = ((d_1^+, \dots, d_n^+), (d_1^-, \dots, d_n^-))$. Let

$$m = \sum d_i^+ \quad \text{and} \quad m^* = \sum_i [\min(d_i^+, n - d_i^+) + \min(d_i^-, n - d_i^-)]$$

where m^* is an upper bound on the number of edges in a balanced red-blue graph associated with two realizations \vec{G}_1 and \vec{G}_2 . Then

Theorem 5.6. *For all pairs of realizations \vec{G}_1, \vec{G}_2 of the same degree sequence \mathbf{dd} we have*

$$\begin{aligned} \mathbf{dist}_d(\vec{G}_1, \vec{G}_2) &\leq H'(\vec{G}_1, \vec{G}_2) \cdot \left(1 - \frac{1}{n}\right) \\ &\leq m^* \left(\frac{1}{2} - \frac{1}{2n}\right) \leq m \left(1 - \frac{1}{n}\right). \end{aligned}$$

To finish our paper, recall that Greenhill proved in [6, Lemma 2.2] that in case of regular degree sequences any two directed realizations can be transformed to each other using C_4 -swaps only. (In this case she calls these C_4 -swaps *switches*.) A similar notion was studied by Berger and Müller-Hannemann (see [1]). However consider the following example: let \mathbf{dd} be a two-regular directed degree sequence with six vertices. In Figure 4 we show two realizations: The symmetric difference of these two realizations is one

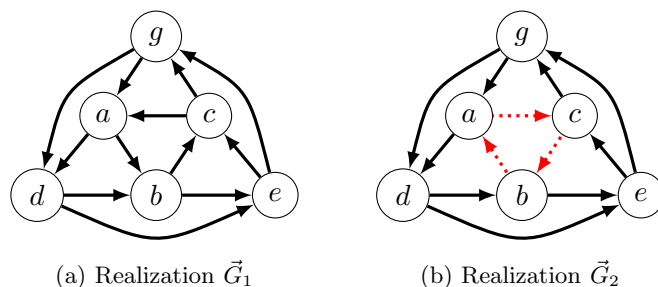


Figure 4: Two realizations with a triangular C_6 as symmetric difference

triangular C_6 cycle. Therefore the swap sequence generated by Greenhill cannot be a minimal one. (Of course in her application this was never a requirement: she uses the above mentioned result successfully to prove rapid mixing time of the sampling algorithm for regular directed bipartite graphs.)

References

- [1] A. Berger - M. Müller-Hannemann: Uniform Sampling of Digraphs with a Fixed Degree Sequence, *Graph Theoretic Concepts in Computer Science LNCS 6410* (2010), 220–231.
- [2] P. Erdős - T. Gallai: Graphs with prescribed degree of vertices (in Hungarian), *Mat. Lapok 11* (1960), 264–274.
- [3] P.L. Erdős - I. Miklós - Z. Toroczkai: A simple Havel-Hakimi type algorithm to realize graphical degree sequences of directed graphs, *Elec. J. Combinatorics 17* (1) (2010), R66 (10pp)
- [4] D.R. Fulkerson: Zero-one Matrices with Zero Trace, *Pacific J. Math.*, **10** (1960), 831–836.
- [5] D. Gale: A theorem on flows in networks, *Pacific J. Math.* **7** (2) (1957), 1073–1082.
- [6] C. Greenhill: A polynomial bound on the mixing time of a Markov chain for sampling regular directed graphs, *Elec. J. Combinatorics 18* (2011), #P234.

- [7] S.L. Hakimi: On the realizability of a set of integers as degrees of the vertices of a simple graph. *J. SIAM Appl. Math.* **10** (1962), 496–506.
- [8] S.L. Hakimi: On the degrees of the vertices of a directed graph, *J. Franklin Institute* **279** (4) (1965), 290–308.
- [9] V. Havel: A remark on the existence of finite graphs. (Czech), *Časopis Pěst. Mat.* **80** (1955), 477–480.
- [10] H. Kim - Z. Toroczkai - P.L. Erdős - I. Miklós - L.A. Székely: Degree-based graph construction, *J. Phys. A: Math. Theor.* **42** (2009) 392001 (10pp)
- [11] Z. Király: Recognizing graphic degree sequences and generating all realizations, *EGRES Technical Report TR-2011-11* <http://www.cs.elte.hu/egres> (2012), 1–11.
- [12] S. Kundu: The k -factor conjecture is true, *Discrete Math.* **6** (1973), 367–376.
- [13] D.J. Kleitman - D.L. Wang: Algorithms for constructing graphs and digraphs with given valences and factors, *Discrete Math.* **6** (1973), 79–88.
- [14] M.D. LaMar: Directed 3-Cycle Anchored Digraphs And Their Application In The Uniform Sampling Of Realizations From A Fixed Degree Sequence, in *ACM & IEEE & SCS Proc. of 2011 Winter Simulation Conference* (Eds. S. Jain, R.R. Creasey *et. al.*) (2011), 1–12.
- [15] J. Petersen: Die Theorie der regulären Graphen, *Acta Math.* **15** (1891), 193–220.
- [16] H.J. Ryser: Combinatorial properties of matrices of zeros and ones, *Canad. J. Math.* **9** (1957), 371–377.
- [17] J.K. Senior: Partitions and their Representative Graphs, *Amer. J. Math.*, **73** (1951), 663–689.
- [18] W.T. Tutte: The factors of graphs, *Canad. J. Math.* **4** (1952), 314–328.
- [19] W.T. Tutte: A short proof of the factors theorem for finite graphs, *Canad. J. Math.* **6** (1954), 347–352.
- [20] D.B. West: *Introduction to Graph Theory* 2nd Ed. Published by Prentice Hall 2001. xx+588 pages.