

Operationalization of Relativistic Motion

Bruno Hartmann

*Perimeter Institute for Theoretical Physics,
Waterloo, ON N2L 2Y5, Canada,
Humboldt University, D-12489 Berlin, Germany*

May 6, 2019

Abstract: We apply the Helmholtz program of basic measurements to relativistic motion. We define a spatiotemporal order by practical comparison: "longer than" if one object or process covers the other. To express its value also numerically (how many times more) we cover them by a locally regular grid of light clocks. We define basic measures from physical operations. Interrelation of measurement operations by different observers reveals a genetic derivation of formal Lorentz transformation. Operationally impracticable configurations for accelerating observers clarify the way out of apparent Twin paradox. From simple measurement-methodical principles - without mathematical presuppositions - we derive all equations of relativistic Kinematics (and next same for classical and relativistic Dynamics).

The foundation of Kinematics is usually done axiomatically. That is good, because in this way the whole mathematical formalism can be traced back to a manageable system of initial propositions which are logically independent from one another. Though this mathematical treatment of Physics already begins in the abstract. The axiomatic formulation of relativistic Kinematics assumes scalars, four-vectors, metric etc. as known objects of its description. This stimulates questions for the physical meaning and the relation of this abstract mathematics to reality. For the foundation of basic physical notions one can also look into what actually happens in measurement practice. For example when asked for the meaning of time Theodor Hänsch - Nobel prize 2005 for inventing the optical frequency comb generator which facilitates the construction of most precise clocks - defines: "Time is what one measures with a clock". In his case a light clock.

He refers to the practical utilization of a manufactured clock, a finished product of watchmaking. We take up that thought and make a digression to the process of watchmaking itself {1.1.1}. In this view one can understand by means of which actions an intrinsic observer arrives at watchmaking if he did not have it before. To provide this measurement instrument is an inevitable prerequisite for any quantification of durations.

In classical laser ranging we determine the motion of distant objects. Our measurement principle is based on physical operations with light clocks. We connect them by a physical

process: the propagation of light. By setting up and connecting light clocks an observer produces a material model which covers the (relative) distance or duration to his object. It will be made from only congruent building blocks; by counting them the distance will be quantified. For its construction intrinsic observers always conduct the same procedure of operations under standardized (measurement) conditions. For colloquial expression of these routines we introduce measurement termini.

Our objective is a genetic explanation of mathematical Physics from physical operations. We reconstruct the formation of the theory. In the resulting formalism mathematical terms inherit physical meaning and their interrelation genetically unfolds. Our measurement theoretical foundation provides the *mathematical formulation* of measurement results (4-vector calculus) together with its *physical conditions* {1}. *Interrelation* of underlying measurement actions reveals a genetic derivation of formal Lorentz symmetry {2}. For operationally impracticable configurations we clarify scope and limitations of the mathematical formalism for resolving apparent Twin paradox {3}. We demonstrate the definition of basic measures from physical operations on this example of Special Relativity Theory – the key to overcome hidden stumbling blocks and apparent paradoxes from an (unscrutinized) classical intuition.

1 Intrinsic measurement practice

For the origin of colloquial notions - *motion* (of object and observer), *space* and *rigid body* - from common sensual experience we refer to Poincare [2] and Mach [3]. The fundamental idea of Poincare is that *geometric properties* refer to characterizations of relative *motion* between neighboring *objects*.

We begin from nothing but our experience with *moving objects* and *moving light*. For illustration consider a (hidden) railway track along which *Alice*, *Bob* and *Otto* only address their relative motion as well as the motion of light (figure 1a). Observed objects and observers are moving. For practical purposes like navigation we specify their relative motion more precisely.

Leibniz characterizes "space" and "time" as relations between the observable things. *Space* brings order into things which happen simultaneously. *Time* brings order into things which happen sequentially. On the basis of everyday experience we roughly know what is meant by attributes "length" and "duration". We determine the *ordering relation* with regard to length $>_l$ (resp. duration $>_t$) by a physical comparison:

- $>_l$ if two extended objects lie on top of each other - one will *cover* the other
- $>_t$ if two processes begin simultaneously - one will *outlast* the other.

This direct comparison is reproducible in an observer independent way. Then, given two long objects \mathcal{O}_l (resp. enduring processes \mathcal{P}_t), we want to quantify "how much" longer one of them is (resp. "how much" more one process lasts). Basic measurement operations do not require an absolute reference space in the background or coordinate frames nor any mathematical presupposition.

Intrinsic measurements directly relate to actual circumstances *Alice* and *Bob* face from their respective perspective. To measure natural objects or processes they utilize equally natural measurement devices. The *construction* of measurement instruments and the *convention* of rules for their proper utilization are the product of a historical development. Those skills grow from daily work experience. We presuppose (work) objects with known behavior (worked out under given conditions). Before any physical determination we can identify measurement objects and raw materials for (manufacturing) measurement instruments by demonstration (finger). Observers describe and inherit demonstrable work experience in colloquial language. We presuppose usage of common denominations ("Alice, Bob and Otto are moving relative to one another.", "They exchange signals of light." etc.) with their common meaning as known part of work experience.¹

With empirical knowledge on feasibility and outcomes of everyday work *actions* one can probe natural objects and rehearse expedient procedures of handling. *Alice* and *Bob* do not work with isolated objects; they act on natural objects in a natural environment. Their behavior depends on external conditions (some known and others not even discovered). They acquire empirical knowledge about the interrelation of those conditions. Based on the historic perspective of our work conception we can regard the origin of basic measurements as standardization in the conduct of reproducible experiments (for specifying the conditions of e.g. profitable means of production). With Lorenzen, Janich [12] we can presuppose (circularity free and without mathematical presuppositions) that every observer can produce "straight" "rigid" rulers and "uniform running" clocks by himself {1.1}. Based on local intrinsic work experience they have arrived at the classical Euclidean metric.

In starting snapshot figure 1a we illustrate observed objects and observers in motion. After including the historical dimension of work experience *Alice* and *Bob* are equipped with intrinsic and local classical metric. We will demonstrate how they arrive at the kinematics of Special Relativity Theory: Each observer measures *Otto's* relative motion by means of classically constructed light clocks {1.3}, by connecting these measurement units in standardized ways {1.4} and with reference to the motion of light {1.2}. By operating with those devices they can specify their relative motion relative to the motion of light.

¹We introduce the meaning of colloquial expressions (of work experience) by exemplary demonstration (of sufficiently constant phenomena). We can neither demonstrate pure matter in isolation from its behavior nor pure behavior detached from matter. Matter and its (conditionally realized) behavior are inseparably unified. In colloquial speech we express demonstrable facts by simple descriptive sentences as "Otto is long". These represent the smallest unit of meaning. Therein the subject *Otto* \mathcal{O} and its attribute length l are distinguishable but inseparably unified [9] [11]. The subject terminus "long Otto" emphasizes the subject \mathcal{O} which embodies the property long l - in short the *long object* symbolized by \mathcal{O}_l . The predicate terminus "Otto's length" emphasizes the property which Otto represents, in short the *object's length* symbolized $l_{\mathcal{O}}$. We pursue the practical operations on tangible things \mathcal{O}_l required for measuring its attributes $l_{\mathcal{O}}$.

1.1 Classical metric

1.1.1 Watchmaking

For reproducible measurements of length and duration we manufacture rulers and clocks. Those *measurement units* have to be universally reproducible. Alice can measure the distance to Otto by physical operations with her rulers "R". She *concatenates* "*" her measurement units side by side in a straight way until the layout - symbolized by $\mathcal{R} *_s \dots *_s \mathcal{R}$ - covers her path to Otto \overline{AO}

$$\mathcal{R} *_s \dots *_s \mathcal{R} \sim_s \overline{AO} .$$

Alice quantifies the length of path \overline{AO} by constructing a material model. In the model she counts the number of connected rulers $\sharp\{\mathcal{R}\}$. By this *constructible substitution* ordering relation "length" becomes measurable. Alice relative distance to Otto $s_{\overline{AO}} = \sharp\{\mathcal{R}\} \cdot s_{\mathcal{R}}$ is *quantified* by the number of rulers and their standard length $s_{\mathcal{R}}$.

Before Alice or Bob can specify Otto's motion by means of measurement devices they have to build them. How do they get there before they were known? The protophysical foundation of Euclidean Geometry [12] explains the standardization of length measurements circularity free in the categories of purpose and expedient means of everyday work. We manufacture rulers and clocks as sufficiently constant representatives of "length" and "duration". For this reason *measurement instruments* are to be understood - not simply as arbitrary designations of natural objects but - as *artifacts*: Measurement instruments are a product of norm realizing manufacturing actions [13]. To improve his manufacturing technique the producer judges the admissibility of his product (for requirements of practical experimentation). He takes guidance in *test procedures* for examining the *straight form* of a constructed ruler and the *uniform running* of a clock [12].²

In the production of measurement instruments one works on raw materials from natural environment and reshapes them for practical needs. The success of (tentative) manufacturing methods for rulers and clocks - as admissible representatives of standard length resp. duration - is secured by test procedures. The testing method for geometrical shapes originates from grinding practice: To test whether a manufactured body has a "flat" surface one has to produce two moldings of that body and check if one can fittingly (!) shift their two imprint surfaces against one another. If between the two moldings is a gap continue grinding them against one another; make two new moldings and check again. Similarly if one has manufactured a body with two flat surfaces which intersect one another, then the intersecting edge represents a "straight" line. Such test norms originate from intuitively controlled actions in everyday (technical) work. These test procedures are rehearsed in work practice which is governed by the rationality of purpose and expedient means. We pass that experience from one generation to next. We specify expedient *work norms* in colloquial

²Before Bob can specify the form of Otto's relative motion he has to find out if his own clock provides a uniform ticking reference. Before Alice can determine whether Otto's nose is crooked she needs to know if her ruler provides a straight reference by itself. Those test rules for the admissibility of measurement devices do *not* presuppose an already existent *prototype* for straight lines and an ur-clock which one can simply copy or transport. With those test rules in mind measurement devices are produced in the first place.

language and ultimately *explicate them as measurement norms* (to physically specify known work conditions [10]). Thus practicable rules of pre-scientific technical behavior develop into norms for measurement operations [13].

In the art of watchmaking the watchmaker evaluates by test procedures whether his tentatively produced clock runs sufficiently uniform. In the empirical interplay - of analyzing manufacturing conditions and examining respectively achieved work products - the *manufacturing method* is continually refined until the produced clock *realizes* in sufficiently good approximation the aspired *ideal* of uniform motion. In this process we make the practical experience that the ideal is never completely realizable. The closer one wants to approach the more effort and workload is required in the production and also for the conservation of the product (shielding fragile clock).

A watchmaker approves when his manufactured product satisfies the test procedure: Take two structurally identical copies of the clock and align them such that their clock hands are running straight into fixed (e.g. perpendicular) directions. Then one can couple the motion of the two clock hands e.g. by a mechanical transmission; draw down the stretch of way of their superposed motion and *check* its geometric form. The clocks realize *uniform running* if - independently from when each of the two clocks was started and coupled together - their superposed stretch of way always has the form of a straight line. As before the path in question represents the ideal of a straight line if any two segments of it can be fittingly (!) shifted against one another.³ In this case the manufactured clock realizes the ideal of uniform running sufficiently precise.

A clock is manufactured and tested as a representative for a straight uniform motion. By metricizing the length of the traversed stretch of way (of the moving clock hand) one obtains a metrical measurement instrument for "durations". In practice (accumulated friction etc.) clocks will run (approximately) uniform for only finite durations. Such "finite duration" measurement standards can be aligned synchronously one after the other to cover longer processes. By this *constructible substitution* our common notion of "duration" is metricized. We arrive at classical Galilei Kinematics for space and time. - Despite the well-defined (relative) motion of its clock hand - the clock (housing) can be under acceleration, sitting still or free falling.

1.1.2 Principle of Inertia

We link uniform motion to the behavior of natural (work) objects by the Principle of Inertia. Bodies move (without external agent) on their own. "Every body with no (external) forces acting on it remains - as judged from the (inertial) lab - in a state of rest or of uniform rectilinear motion" [6]. In isolation their motion is preserved. We identify interactions by changing state of motion. In relative motion though, what characterizes absence of interactions? Practical reasoning; we postulate: inertial references as isolated (from external disturbances) reproducible experimental prerequisites. They can be provided after probing

³The protophysical norm for testing *uniform* motion is based upon the test for *straight* shape of rigid objects.

all empirical conditions of an interaction (e.g. setting up billiard table *horizontally* and *testing* that prepared arrangement of object balls does not roll off to one side before the actual experiment) and *uniform* running clocks can be manufactured form-theoretically under guidance of protophysical test procedures [12]. Just as Galilei and Huygens we develop via principle of inertia and relativity principle elementary dynamical concepts *before* the latter were transferred by Newton onto gravitational systems and cosmology. There the (initially practically solved) problem of selecting inertial systems underwent another theory based reflection; for building and steering machines (for the arising need to mechanize tool use based on the division of labor in industrial revolution) the latter had no practical significance.

Newton could draw on (in *top*-heavy circles proscribed) "literature of practical (*handcraft*) mechanics on problems of machine construction and work economy, which is considered to little by historiography of science." For the context of origin of dynamical concepts Wolff's genetic reconstruction of Impetus theory - mechanics in epoch from 6. to 17. century - provides "plausible arguments for the proposition that the inner conceptual content of mechanics was influenced by motives, which developed during that economic and technical revolution" [4].

1.2 Light principle

In order to give physical meaning to the concept of time Einstein [5] requires the use of some process which establishes relations between distant locations. In principle one could use any type of process. Most favorable for the theory one chooses a process about which we know something certain. For the free propagation of light this holds much more than for any other process.

We can specify the motion of light with rulers and clocks. We depict underlying processes in a *spacetime diagram* (see figure 1b). It faithfully portrays relative motion between all objects. *Alice*, *Bob* or *Otto* can move equally or not, but they cannot overtake their light. No object is faster than free light. Let *Alice* and *Bob* emit light towards *Otto*. It propagates independently no matter how they move the source. If *Alice* sends her light to *Otto* and shortly after it passes *Bob* he sends his own light to *Otto* as well, then neither of the two rays \overline{AO} and \overline{BO} overtakes or deviates from the other. We determine the "magnitude" of distances and durations and the "form" of (relative) motion with classical rulers and clocks. They approximate a straight line and uniform motion. By local comparison with these instruments free light propagates in a uniform and straight way. In a spacetime diagram we represent this form of motion by a *straight line*. Locally the light *Alice* or *Bob* send to *Otto* \overline{AO} and \overline{BO} remains parallel.

Provided classical metric - i.e. within the domain of classical measurements of length and duration - we discover: *Locally* free light represents a *uniform, isotropic and straight form of motion*. Thus free moving light provides a universal reference for any intrinsic observer. Based on this "Light principle" we conduct laser ranging measurements. We presuppose this hypothesis also along *global paths of light* which can be thought of as connected covering of multiple local segments.

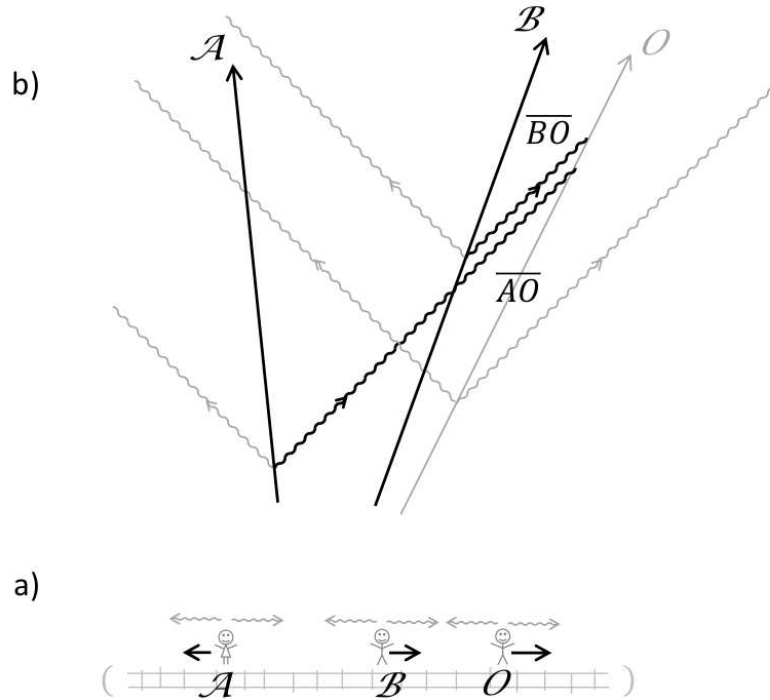


Figure 1: a) moving objects and moving light b) interrelation of corresponding processes

1.3 Light clock

Because of universal Light principle "laser ranging" is a reliable *practice of navigation*.⁴ Let Alice send out light towards Otto $\mathcal{A}_1 \rightsquigarrow \mathcal{O} \rightsquigarrow \mathcal{A}_2$ and towards Bob $\mathcal{A}_1 \rightsquigarrow \mathcal{B} \rightsquigarrow \mathcal{A}_3$ and wait until their reflection returns (see figure 2a). In radar round trips we focus on the distance traveled and Alice waiting time. For a pair of light cycles $\mathcal{A}_1 \rightsquigarrow \mathcal{O} \rightsquigarrow \mathcal{A}_2$ and $\mathcal{A}_1 \rightsquigarrow \mathcal{B} \rightsquigarrow \mathcal{A}_3$ Alice notices the order in which the light returns. She notes whether waiting time $t_{\overline{\mathcal{A}_1\mathcal{A}_2}}$ is larger than the other $t_{\overline{\mathcal{A}_1\mathcal{A}_3}}$. By the Light principle more waiting time corresponds to a larger distance traveled $s_{\overline{\mathcal{A}\mathcal{O}}}$ resp. $s_{\overline{\mathcal{A}\mathcal{B}}}$ from Alice to turning point Otto resp. Bob and back. The

⁴Special Relativity or Classical Mechanics did not invent the procedure; it developed naturally. Throughout millennia of evolution bats, coordinating their living at night, or dolphins, hunting under invisible conditions, discovered and rehearsed the practice of (i) *producing* sonar waves and (ii) exploiting that *tool* to master given living conditions.

Upon developing our classical metric we understand why it works so reliably in practice. With rulers and clocks we can *physically specify its conditions*. For durations of each sonar ranging act the emitting organism represents a sufficiently rigid body at constant motion. Sound propagates much faster, sufficiently straight and uniform. Thus by successive echoing animals can maneuver within an environment of comparably small relative motions. Based on common navigation actions Einstein demonstrates standardization of the conduct of spatiotemporal measurements. He discovered the Light principle as extra condition for physical measurements. Its theoretical conception led engineers into a revolution of technical applications (GPS, Lunar-Laser-Ranging, synchronization and coordination of partition of work on a global scale etc.).

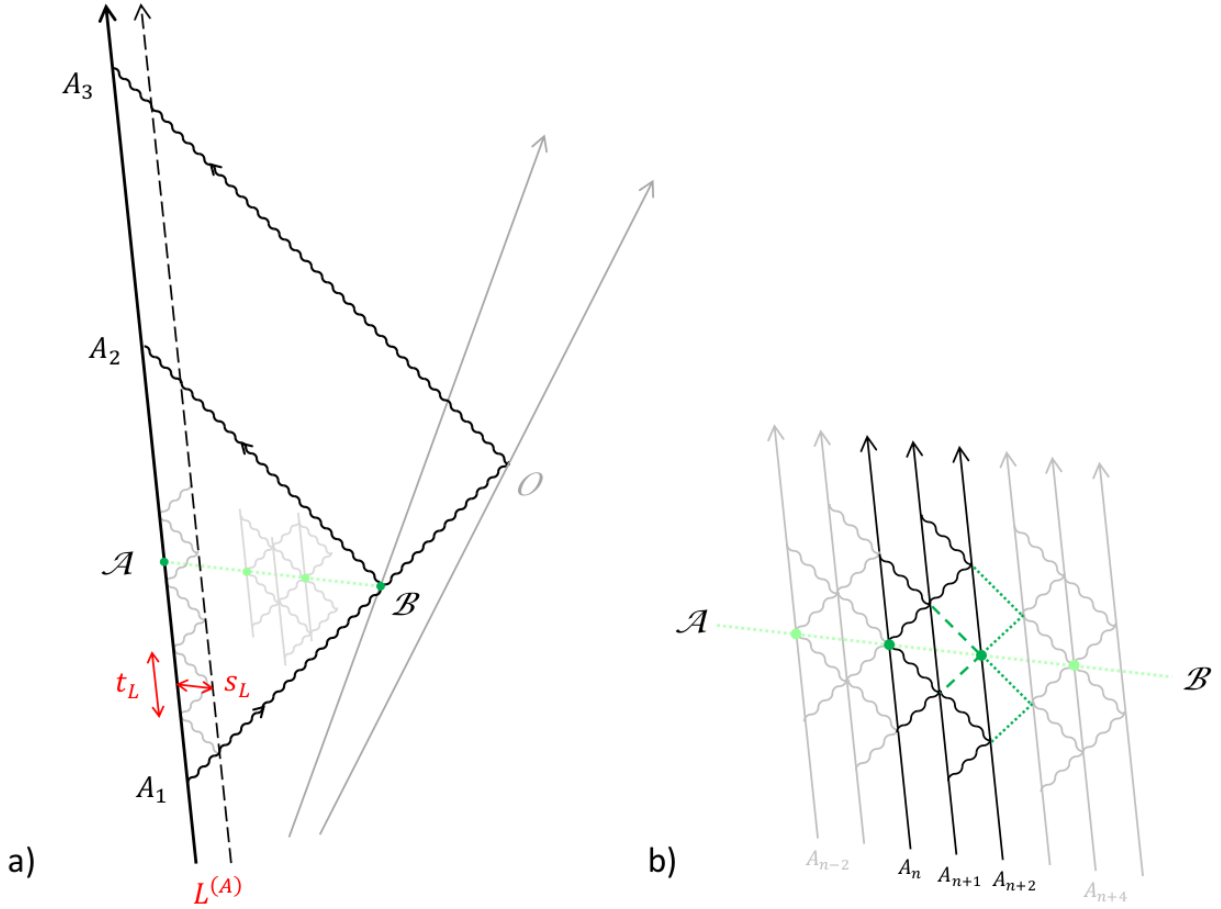


Figure 2: a) laser ranging b) consecutive and adjacent connection of light clocks

propagation of light in closed cycles $\mathcal{A}_1 \rightsquigarrow \mathcal{B} \rightsquigarrow \mathcal{A}_2$ defines an ordering relation with regard to \mathcal{A} lice round trip waiting time. In a physical measurement the latter will be quantified.

For reproducible comparison of length resp. duration \mathcal{A} lice chooses a measurement unit. She constructs a *light clock* $\mathcal{L} : \mathcal{L}_I \rightsquigarrow \mathcal{L}_{II} \rightsquigarrow \mathcal{L}_I \dots$ with two nearby mirrors \mathcal{L}_I and \mathcal{L}_{II} in a rigid frame (produced according to protophysical manufacturing norms). Between both mirrors the light constantly oscillates back and forth. Each tick of her *measurement unit* \mathcal{L} covers the same *standard distance* $s_{\mathcal{L}}$ and because of (her classical metrical knowledge of) the Light principle each successive tick takes the same *standard time* $t_{\mathcal{L}}$.

\mathcal{A} lice light clock substitutes formerly manufactured rulers and clocks. The protophysical test norms - for manufacturing both, traditional clocks and light clocks - remain the same. In practice one replaces the former by new light clocks because they realize the aspired ideal of uniform running more precisely. The motion of light is not anymore measured by means of classically produced rulers and clocks; instead we determine all other motions with respect to the motion of light in (classical protophysically manufactured) light clocks. The Light

principle implies a *paradigm shift*. One abandons former priority of classical measurement devices in favor for the universal propagation of light. The motion of light becomes a measurement standard itself.⁵ We use the classical light clock as new *measurement unit*.

1.4 Direct connections

The utilization of this measurement unit essentially refers to oscillating light inside. With moving light we always find the length of its motion $s_{\mathcal{L}}$ (within the ticking light clock) together with its duration $t_{\mathcal{L}}$ (of light clock ticks).

Remark 1 *In practice both dimensions "length" and "duration" of a light clock \mathcal{L} are always addressed unified. Depending on the way of their physical concatenation **

1. *adjacently connected $*_s$ (ticking) light clocks represent a distance unit \mathcal{L}_s and*
2. *consecutively connected $*_t$ (light clock) ticks represent a duration unit \mathcal{L}_t .*

The width of light clock \mathcal{L} represents *unit length* $s_{\mathcal{L}}$ and each tick a *unit time* $t_{\mathcal{L}}$.

By matching the independent propagation of light between neighboring light clocks *Alice* can *successively connect* a swarm of comoving light clocks. From solely congruent building blocks *Alice* assembles a grid which covers larger objects or processes (e.g. *Bob's* relative motion). By counting them she determines the magnitude of their distances or durations. The relative motion between *Alice* and *Bob* becomes measurable by the number of units \mathcal{L} , their layout and its standard length resp. duration.

1.4.1 Time-like concatenation

Alice joins together light clock ticks \mathcal{L} *one after another* until the sequence - symbolized by $\mathcal{L} *_t \dots *_t \mathcal{L}$ - covers the waiting interval of her laser ranging $\mathcal{A}_1 \rightsquigarrow \mathcal{B} \rightsquigarrow \mathcal{A}_2$

$$\overline{\mathcal{A}_1 \mathcal{A}_2} \sim_t \mathcal{L} *_t \dots *_t \mathcal{L} . \quad (1)$$

In sequence $\mathcal{L} *_t \dots *_t \mathcal{L}$ *Alice* concatenates light clocks \mathcal{L} in a time-like way. Each represents a duration unit \mathcal{L}_t . In her material model *Alice* counts the number of congruent ticks \mathcal{L}_t

⁵Definition of standard length $s_{\mathcal{L}}$ is based on *given* standard duration $t_{\mathcal{L}}$ and universal speed of light c . Contemporary metrology regards speed of light c as invariant natural constant and introduces optical clocks as frequency standards. Our world's current time and frequency standard (a laser-cooled cesium fountain known as NIST-F1 based on resonant transitions between quantized energy levels in atoms) is accurate to within $\Delta f/f \sim 10^{-16}$. It represents the ultimate reference for time intervals t_{Cs} with accuracy 10^{-16} sec.

Bureau of Standards defines the atomic second $1\text{sec}^{(\text{SI})} := 9192631770 \cdot t_{\text{Cs}}$ - on paper - as a multiple of that standard duration. "Cesium provides a 'physical' second that can be realized in laboratories and used for other measurements. ... The basic principle of the atomic oscillator is simple: Since all atoms of a specific element are identical, they should produce the exact same frequency..." [14]. They refer to an *intrinsic* property of an atom under standardized conditions: "cesium atom at rest at a thermodynamic temperature of 0K". An unperturbed atomic transition is identical from atom to atom (reproducibility).

- symbolized by $\sharp\{\mathcal{L}_t\} =: t_{\mathcal{A}_1\mathcal{A}_2}^{(\mathcal{A})}$. By this constructible substitution the ordering relation "duration" becomes measurable. Alice quantifies the duration of her laser ranging interval

$$t_{\mathcal{A}_1\mathcal{A}_2} \stackrel{(1)}{=} t_{\mathcal{L}*\dots*\mathcal{L}} =: t_{\mathcal{A}_1\mathcal{A}_2}^{(\mathcal{A})} \cdot t_{\mathcal{L}} \quad (2)$$

by the sequence of ticks and the latter according to congruence principle by the number of congruent (light clock) ticks and its duration $t_{\mathcal{L}}$.

1.4.2 Space-like concatenation

Furthermore Alice can place ticking light clocks \mathcal{L} literally *side by side*. Alice utilizes the same *units* \mathcal{L} to produce an adjacent layout of comoving light clocks.

Lemma 1 *It represents Alice simultaneous straight measurement path towards Bob \overline{AB} .*

Proof: Imagine a swarm of identically constituted light clocks $\mathcal{L}^{(\mathcal{A}_i)}$. Beginning with her own in moment \mathcal{A} Alice successively places pairs of light clocks $\mathcal{L}^{(\mathcal{A}_i)} *_s \mathcal{L}^{(\mathcal{A}_{i+1})}$ next to one another by letting their inner light rays overlap. She lays out a locally regular grid of light clocks in an intrinsically *simultaneous and straight way* (see figure 2b):

- (a) Suppose we have successively laid out light clocks from $\mathcal{L}^{(\mathcal{A}_1)}$ all the way to $\mathcal{L}^{(\mathcal{A}_n)}$. Consider the two ticks of light clock $\mathcal{L}^{(\mathcal{A}_n)} *_s \mathcal{L}^{(\mathcal{A}_n)}$ around the moment \mathcal{A}_n .
- (b) Next comoving light clock $\mathcal{L}^{(\mathcal{A}_{n+1})}$ has to be placed such that the (dashed) extension of light from $\mathcal{L}^{(\mathcal{A}_n)} *_s \mathcal{L}^{(\mathcal{A}_n)}$ coincides with the light from $\mathcal{L}^{(\mathcal{A}_{n+1})}$.
- (c) Then, starting from \mathcal{A}_{n+1} - by isotropy - light travels in identical *round trip duration* $t_{\mathcal{L}^{(\mathcal{A}_{n+1})}}$ the same distance to the left (back to \mathcal{A}_n inside previous light clock $\mathcal{L}^{(\mathcal{A}_n)}$) as to the right (forward to \mathcal{A}_{n+2} inside new light clock $\mathcal{L}^{(\mathcal{A}_{n+1})}$).
- (d) If that is satisfied by light clock $\mathcal{L}^{(\mathcal{A}_{n+1})}$ consider three of its ticks, i.e. the sequence which includes the preceding and the following tick $\mathcal{L}^{(\mathcal{A}_{n+1})} *_s \mathcal{L}^{(\mathcal{A}_{n+1})} *_s \mathcal{L}^{(\mathcal{A}_{n+1})}$.
- (e) Next comoving light clock $\mathcal{L}^{(\mathcal{A}_{n+2})}$ has to be placed such that the (dotted) extension of light from $\mathcal{L}^{(\mathcal{A}_{n+1})} *_s \mathcal{L}^{(\mathcal{A}_{n+1})} *_s \mathcal{L}^{(\mathcal{A}_{n+1})}$ coincides with the two ticks of light clock $\mathcal{L}^{(\mathcal{A}_{n+2})} *_s \mathcal{L}^{(\mathcal{A}_{n+2})}$ around the moment \mathcal{A}_{n+2} .
- (f) By analogous induction steps $\mathcal{L}^{(\mathcal{A}_n)} *_s \mathcal{L}^{(\mathcal{A}_n)} \Rightarrow \mathcal{L}^{(\mathcal{A}_{n+1})} \Rightarrow \mathcal{L}^{(\mathcal{A}_{n+2})} *_s \mathcal{L}^{(\mathcal{A}_{n+2})} \forall n$ Alice successively proceeds all the way towards Bob.

In every step the (dashed resp. dotted) extension of light rays overlaps. In her straight comoving *connection* $\mathcal{L}^{(\mathcal{A})}|_{\mathcal{A}} *_s \mathcal{L}^{(\mathcal{A}_2)} *_s \mathcal{L}^{(\mathcal{A}_3)}|_{\mathcal{A}_3} \dots \mathcal{L}^{(\mathcal{A}_n)}|_{\mathcal{A}_n} *_s \mathcal{L}^{(\mathcal{A}_{n+1})} *_s \mathcal{L}^{(\mathcal{A}_{n+2})}|_{\mathcal{A}_{n+2}}$ all light clocks tick synchronized along connecting moments $\mathcal{A}, \mathcal{A}_3 \dots \mathcal{A}_n, \mathcal{A}_{n+2} \dots \mathcal{B}$.

Each step of Alice construction does not depend on the scale of light clock \mathcal{L} (e.g. refining locally regular layout with twice the light clocks of half the size coincides with original pattern). We lay out straight measurement path $\mathcal{L} *_s \dots *_s \mathcal{L}$ by locally well-defined steps; the global path is universal. It connects Alice to distant measurement object Bob.

□

Alice can cover her laser ranging path to \mathcal{B} ob by an adjacent layout of light clocks

$$\overline{\mathcal{A}\mathcal{B}} \sim_s \mathcal{L} *_s \dots *_s \mathcal{L} . \quad (3)$$

Each represents a length unit \mathcal{L}_s .⁶ Alice measures the length along her laser ranging path

$$s_{\overline{\mathcal{A}\mathcal{B}}} \stackrel{(3)}{=} s_{\mathcal{L} *_s \dots *_s \mathcal{L}} =: s_{\overline{\mathcal{A}\mathcal{B}}}^{(A)} \cdot s_{\mathcal{L}} \quad (4)$$

by adjacent layout $\mathcal{L} *_s \dots *_s \mathcal{L}$ and the latter according to congruence principle by the number $\#\{\mathcal{L}_s\} =: s_{\overline{\mathcal{A}\mathcal{B}}}^{(A)}$ of congruent clocks \mathcal{L}_s and its standard length $s_{\mathcal{L}}$.

1.4.3 Spacetime-like concatenation

In every single laser ranging $\mathcal{A}_1 \rightsquigarrow \mathcal{B} \rightsquigarrow \mathcal{A}_2$ Alice determines the relative position of \mathcal{B} ob at moment \mathcal{B} when her radar pulse reflects (see figure 2a). In fact she measures the spatiotemporal interval of outgoing light ray $\overline{\mathcal{A}_1\mathcal{B}}$. Alice joins her swarm of light clocks in both space-like and time-like way: She connects a consecutive sequence of (light clock) ticks until "half-time" moment \mathcal{A} (after waiting half of her laser ranging interval)

$$\overline{\mathcal{A}_1\mathcal{A}} \sim_t \mathcal{L}|_{\mathcal{A}_1} *_t \dots *_t \mathcal{L}|_{\mathcal{A}}$$

in light clock $\mathcal{L}|_{\mathcal{A}}$ to an adjacent layout of (ticking) light clocks in order to reach moment \mathcal{B}

$$\overline{\mathcal{A}\mathcal{B}} \sim_s \mathcal{L}|_{\mathcal{A}} *_s \dots *_s \mathcal{L}|_{\mathcal{B}} .$$

The collective motion of light inside composite layout of ticking light clocks - symbolized by $\mathcal{L}|_{\mathcal{A}_1} *_t \dots *_t \mathcal{L}|_{\mathcal{A}} *_s \dots *_s \mathcal{L}|_{\mathcal{B}}$ - covers the light ray from Alice towards \mathcal{B} ob

$$\overline{\mathcal{A}_1\mathcal{B}} \sim_{t,s} \mathcal{L} *_t \dots *_t \mathcal{L} *_s \dots *_s \mathcal{L} . \quad (5)$$

Alice utilizes copies of same light clock \mathcal{L} as spatiotemporal units. Along consecutive segment $\mathcal{L} *_t \dots *_t \mathcal{L}$ each represents a time unit \mathcal{L}_t and along adjacent segment $\mathcal{L} *_s \dots *_s \mathcal{L}$ a distance unit \mathcal{L}_s . In both segments of her material model Alice counts the number of congruent ticks $\#\{\mathcal{L}_t\} =: t_{\overline{\mathcal{A}_1\mathcal{B}}}^{(A)}$ resp. number of congruent clocks $\#\{\mathcal{L}_s\} =: s_{\overline{\mathcal{A}_1\mathcal{B}}}^{(A)}$. Alice measures the spatiotemporal distance towards \mathcal{B} ob

$$(t, s)_{\overline{\mathcal{A}_1\mathcal{B}}} \stackrel{(5)}{=} (t, s)_{\mathcal{L} *_t \dots *_t \mathcal{L} *_s \dots *_s \mathcal{L}} \stackrel{(2)(4)}{=} \left(t_{\overline{\mathcal{A}_1\mathcal{A}}}^{(A)} \cdot t_{\mathcal{L}} , s_{\overline{\mathcal{A}\mathcal{B}}}^{(A)} \cdot s_{\mathcal{L}} \right) \quad (6)$$

by her composite layout and the latter by the number of congruent light clocks, the consecutive or adjacent way of their connection and their standard length $s_{\mathcal{L}}$ resp. duration $t_{\mathcal{L}}$.

⁶Let two synchronously ticking light clocks $\mathcal{L} *_s \mathcal{L}$ sit side by side. We assume that *two-way* light cycle on the left covers same standard distance $s_{\mathcal{L}}$ to its turning point as the other *two-way* light cycle on the right.

Our *measurement principle* for direct laser ranging is to cover objects or processes by a grid of congruent building blocks. Before we can proceed to indirect measurements based on round trip durations {1.5} we take a brief digression on velocity and on light. Consider *direct measurement* of a ray of light. In figure 3 Alice covers uniform motion of outgoing light ray $\overline{\mathcal{A}_1\mathcal{B}}$ by a (locally) regular pattern of light clocks (same for returning light ray $\overline{\mathcal{B}\mathcal{A}_2}$). Independently how far Alice covers departing light ray $\overline{\mathcal{A}_1\mathcal{B}'} \subset \overline{\mathcal{A}_1\mathcal{B}}$ by similarity (of light clock stacks) any pair of durations is proportional to corresponding pair of distances⁷

$$\frac{s_{\overline{\mathcal{A}_1\mathcal{B}}}}{s_{\overline{\mathcal{A}_1\mathcal{B}'}}} = \frac{t_{\overline{\mathcal{A}_1\mathcal{B}}}}{t_{\overline{\mathcal{A}_1\mathcal{B}'}}} . \quad (7)$$

For reference we cover starting segment $\overline{\mathcal{A}_1\mathcal{B}'}$ $\sim_{t,s} \mathcal{L}_t * (\mathcal{L} *_s \mathcal{L})$ by just one light clock tick and two adjacent light clocks. For generic interval (t_c, s_c) of uniform motion of light proportionality relation becomes $\frac{s_c}{2s_{\mathcal{L}}} = \frac{t_c}{t_{\mathcal{L}}}$. For abbreviation of the proportionality relation between basic physical measures $s_c \propto t_c$ we establish a proportionality constant

$$\left\{ \frac{s_c}{s_{\mathcal{L}}} \right\} \stackrel{(7)}{=} \underbrace{2}_{\equiv c^{(\mathcal{L})}} \cdot \left\{ \frac{t_c}{t_{\mathcal{L}}} \right\} . \quad (8)$$

We introduce *velocity* of light $c^{(\mathcal{L})} := s_c^{(\mathcal{L})}/t_c^{(\mathcal{L})} = 2$ (in standard light clock dimensions $s_{\mathcal{L}}, t_{\mathcal{L}}$) as derived physical quantity. With known "distance for each time unit" $2 \cdot s_{\mathcal{L}}$ and provided the "number of time units" $\frac{t_c}{t_{\mathcal{L}}}$ along the way leads to common formulation of total distance as product of velocity⁸ and time of flight

$$s_c \stackrel{(8)}{=} 2 \cdot s_{\mathcal{L}} \cdot \frac{t_c}{t_{\mathcal{L}}} =: \underbrace{\left(2 \cdot \frac{s_{\mathcal{L}}}{t_{\mathcal{L}}} \right)}_{\equiv c} \cdot t_c .^9 \quad (9)$$

⁷The division symbol between same basic measures s_1/s_2 resp. t_1/t_2 denotes a dividing *operation* Alice conducts by adjacent $*_s$ resp. consecutive $*_t$ concatenation of congruent units. Formulation $s_{\overline{\mathcal{A}\mathcal{B}}}/s_{\mathcal{L}} = n$ symbolizes: n -fold concatenation of light clocks $\mathcal{L} *_s \dots *_s \mathcal{L} \sim_s \overline{\mathcal{A}\mathcal{B}}$ is congruent with path $\overline{\mathcal{A}\mathcal{B}}$.

⁸Formal expression $\frac{s_c}{t_c}$ on its own has no physical meaning. One cannot divide a path by a time [7]. In the formalism they appear along with instructions on the admissible reduction of fractions: "same dimensions (unit length, unit duration, unit mass etc.) cancel one another". That leads back to relations like (8) between quantities (ratios) which can all be measured directly by concatenation operations.

⁹For measuring $c = c^{(\mathcal{L})} \cdot \frac{s_{\mathcal{L}}}{t_{\mathcal{L}}}$ we utilize a light clock as kinematical unit with dimensions: width $s_{\mathcal{L}}$ and cycle length $t_{\mathcal{L}}$. Basic dimensions (unit length, unit time etc.) are "arbitrarily chosen constant reference measures" [7]. Contemporary metrology refers to other units based on standard duration t_{CS} of an intrinsic Cesium period and invariant speed of light c {1.3}. On paper one defines the atomic second $\text{sec}_{\text{SI}} := 9192631770 \cdot t_{\text{CS}}$ as multiple of that standard duration (factor chosen to match traditional calendrical second). Then one defines (a multiple of) the standard meter $299792458 \cdot \text{m}_{\text{SI}} := (c \cdot \text{sec}_{\text{SI}})$ by the distance, which free light propagates in one atomic second of flight. Again the numerical factor is fixed by convention (to match $1\text{m}_{\text{SI}} \simeq 1\text{m}_{\text{bar}}$ the length of traditional platinum-iridium standard bar from International Bureau of Weights and Measures in Paris). One last time one utilizes traditional units (meter bar and fraction of a tropical year)

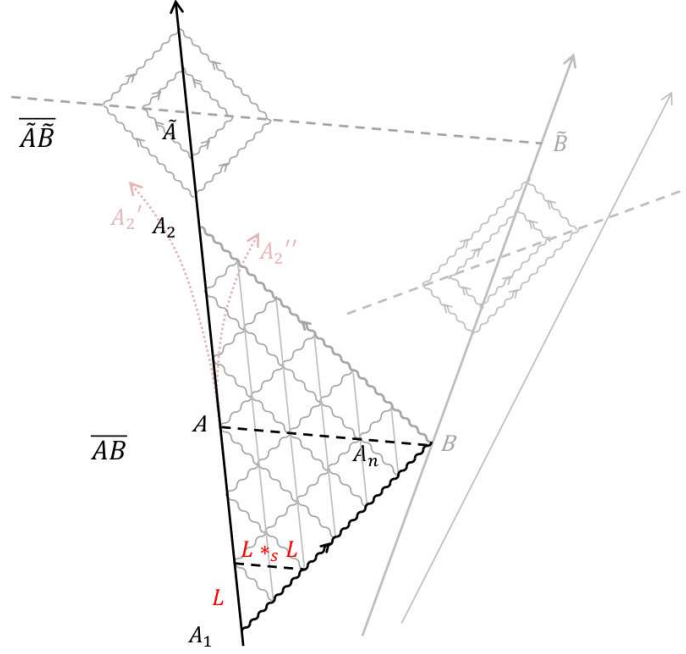


Figure 3: (local) indirect characterization of simultaneous straight measurement paths

1.5 Indirect laser ranging

In laser ranging $\mathcal{A}_1 \rightsquigarrow \mathcal{B} \rightsquigarrow \mathcal{A}_2$ Alice measures radar distance $s_{\overline{\mathcal{A}\mathcal{B}}}$ to Bob (4) directly by counting units along (potentially global) simultaneous measurement path $\overline{\mathcal{A}\mathcal{B}}$. Based on relations from direct measurements of departing and returning ray of light¹⁰ both cover in same duration $t_{\overline{\mathcal{A}\mathcal{B}}} = t_{\overline{\mathcal{B}\mathcal{A}_2}} = \frac{1}{2} \cdot t_{\overline{\mathcal{A}_1\mathcal{A}_2}}$ corresponding distance $s_{\overline{\mathcal{A}\mathcal{B}}} \stackrel{(9)}{=} c \cdot t_{\overline{\mathcal{A}\mathcal{B}}} = \frac{c}{2} \cdot t_{\overline{\mathcal{A}_1\mathcal{A}_2}}$. Thus (locally) Alice can also indirectly determine that length

$$(t, s)_{\overline{\mathcal{A}\mathcal{B}}} \stackrel{(6)(9)}{=} \left(\frac{1}{2} \cdot t_{\overline{\mathcal{A}_1\mathcal{A}_2}}, \frac{c}{2} \cdot t_{\overline{\mathcal{A}_1\mathcal{A}_2}} \right) \quad (10)$$

by measuring round trip time $t_{\overline{\mathcal{A}_1\mathcal{A}_2}}$. That is familiar measurement principle of (indirect) laser ranging practice.

to determine above conversion factors. From then on international unit measures $\text{sec}_{\text{SI}}, \text{m}_{\text{SI}}$ are *reproducible* independently from invariant natural processes (intrinsic Cs-period and speed of light) and conventionally fixed numerical factors; the original prototypes one can leave behind.

When we transform our measurement of speed of light to SI-units by fixing $t_{\text{SI}} =: t_{\mathcal{L}}$ (manufacture light clock with matching period) and corresponding $299792458 \cdot \text{m}_{\text{SI}} = (c \cdot 1\text{sec}_{\text{SI}}) = 2 \cdot s_{\mathcal{L}}$ we obtain transformed proportionality constant $\left\{ \frac{s_{\mathcal{L}}}{\text{m}} \right\} \stackrel{(8)}{=} 299792458 \cdot \left\{ \frac{t_{\mathcal{L}}}{\text{sec}} \right\}$ and hence speed of light $c = 299792458 \cdot \frac{\text{m}}{\text{sec}}$.

¹⁰Locally regular pattern of light clocks (see figure 3) covers laser ranging waiting interval $\overline{\mathcal{A}_1\mathcal{A}_2}$ by same number of consecutive (light clock) ticks as there are adjacent (ticking) clocks along laser ranging route $\overline{\mathcal{A}\mathcal{B}}$.

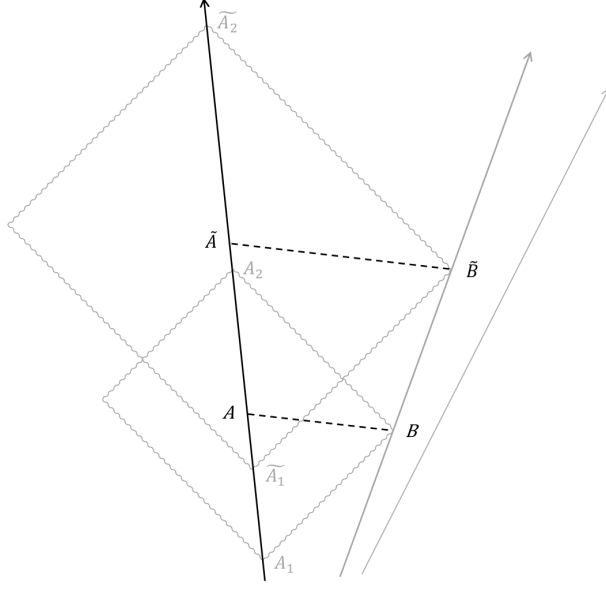


Figure 4: combination of two elementary laser ranging measurements

Though \mathcal{A} lice must satisfy a *measurement condition* (implied from underlying direct measurement of light in figure 3), that during radar waiting interval $\overline{\mathcal{A}_1\mathcal{A}_2}$ her state of motion is preserved. After emitting light pulse $\overline{\mathcal{A}_1\mathcal{B}}$ she must not accelerate (away \mathcal{A}'_2 or towards \mathcal{A}''_2) from returning light pulse $\overline{\mathcal{B}\mathcal{A}_1}$. In local laser ranging practice accelerations are negligible; for larger configurations effects accumulate. Then \mathcal{A} lice can characterize all elements of her *simultaneity line* $\mathcal{A}_n \in \overline{\mathcal{A}\mathcal{B}}$ by moments $\mathcal{A}', \mathcal{A}'' \in \overline{\mathcal{A}_1\mathcal{A}_2}$ along waiting interval $\overline{\mathcal{A}_1\mathcal{A}_2}$ (see figure 3). In local laser ranging $\mathcal{A}' \rightsquigarrow \mathcal{A}_n \rightsquigarrow \mathcal{A}''$ preceding emission and subsequent reception are symmetric $t_{\mathcal{A}'\mathcal{A}} = t_{\mathcal{A}\mathcal{A}''}$ with respect to \mathcal{A} lice moment \mathcal{A} .

Composition of two elementary laser ranging operations $\mathcal{A}_1 \rightsquigarrow \mathcal{B} \rightsquigarrow \mathcal{A}_2$ and $\tilde{\mathcal{A}}_1 \rightsquigarrow \tilde{\mathcal{B}} \rightsquigarrow \tilde{\mathcal{A}}_2$ towards the two consecutive moments \mathcal{B} and $\tilde{\mathcal{B}}$ (see figure 4) provides \mathcal{A} lice measurement of the relative motion of \mathcal{B} ob $\overline{\mathcal{B}\tilde{\mathcal{B}}}$.¹¹ Her indirect laser ranging involves three steps:

1. *construct* her straight simultaneous measurement paths towards \mathcal{B} ob
2. *enclose* measurement object $\overline{\mathcal{B}\tilde{\mathcal{B}}}$ by her simultaneity lines $\overline{\mathcal{A}\mathcal{B}}$ and $\overline{\tilde{\mathcal{A}}\tilde{\mathcal{B}}}$

$$\overline{\mathcal{B}\tilde{\mathcal{B}}} \sim_{t,s} \overline{\mathcal{B}\mathcal{A}} * \overline{\mathcal{A}\tilde{\mathcal{A}}} * \overline{\tilde{\mathcal{A}}\tilde{\mathcal{B}}} \quad (11)$$

¹¹In a direct measurement her layout of light clocks $\mathcal{L}|_{\mathcal{B}} * \dots * \mathcal{L}|_{\mathcal{A}} * \dots * \mathcal{L}|_{\tilde{\mathcal{A}}} * \dots * \mathcal{L}|_{\tilde{\mathcal{B}}} \equiv \overline{\mathcal{B}\mathcal{A}} * \overline{\mathcal{A}\tilde{\mathcal{A}}} * \overline{\tilde{\mathcal{A}}\tilde{\mathcal{B}}} \sim_{t,s} \overline{\mathcal{B}\tilde{\mathcal{B}}}$ covers a segment of his motion.

3. *project* between and along simultaneity lines for temporal and spatial components

$$\begin{aligned}
(t, s)_{\overline{B\overline{B}}} &\stackrel{(11)}{=} (t, s)_{\overline{B\overline{A}} * \overline{A\overline{A}} * \overline{A\overline{B}}} \\
&\stackrel{(6)}{=} \underbrace{(t, s)_{\overline{B\overline{A}}}}_{(0, -s_{\overline{A\overline{B}}})} + \underbrace{(t, s)_{\overline{A\overline{A}}}}_{(t_{\overline{A\overline{A}}}, 0)} + \underbrace{(t, s)_{\overline{A\overline{B}}}}_{(0, s_{\overline{A\overline{B}}})} = \left(t_{\overline{A\overline{A}}}, s_{\overline{A\overline{B}}} - s_{\overline{A\overline{B}}} \right) \quad (12)
\end{aligned}$$

Vectorial addition of components $(t, s)_{\overline{A\overline{A}}} + (t, s)_{\overline{A\overline{B}}} = (t, s)_{\overline{A\overline{B}}}$ corresponds with direct measurement operations. In underlying material model we concatenate a number of light clocks $\mathcal{L} * _t \dots * _t \mathcal{L}$ resp. $\mathcal{L} * _s \dots * _s \mathcal{L}$ for composite layout $\mathcal{L} * _t \dots * _t \mathcal{L} * _s \dots * _s \mathcal{L}$.

Let *Alice* and *Bob* coincide (without loss of generality) in initial moment \mathcal{P} . Now one laser ranging configuration becomes trivial and we are left with $\mathcal{P} \rightarrow \mathcal{A}_1 \rightsquigarrow \mathcal{B} \rightsquigarrow \mathcal{A}_2$ (see figure 5). *Alice* measures the spatiotemporal interval of *Bob's motion*

$$(t, s)_{\overline{\mathcal{P}\overline{B}}} \stackrel{(12)(10)}{=} \left(t_{\overline{\mathcal{P}\overline{A}_1}} + \frac{1}{2} \cdot t_{\overline{A_1\overline{A}_2}}, \frac{c}{2} \cdot t_{\overline{A_1\overline{A}_2}} \right) . \quad (13)$$

2 Lorentz transformation

We have specified definition and interrelation of termini in laser ranging measurements e.g. from *Alice* towards *Otto* $\mathcal{P} \rightarrow \mathcal{A}_1 \rightsquigarrow \mathcal{O} \rightsquigarrow \mathcal{A}_3$. Let one more observer *Bob* measure same segment $\overline{\mathcal{P}\overline{\mathcal{O}}}$ of *Otto's* motion (see figure 5). *Bob* conducts laser ranging $\mathcal{P} \rightarrow \mathcal{B}_1 \rightsquigarrow \mathcal{O} \rightsquigarrow \mathcal{B}_2$ in the same way as *Alice*. Following protophysical manufacturing guidelines he can build his own light clock $\mathcal{L}^{(B)}$ and operate with his measurement units in a standardized way. Step by step *Bob* develops analogous measurement termini $\{1\}$.

First *Bob constructs* (dotted) straight simultaneous measurement path towards *Otto* $\overline{\mathcal{B}\overline{\mathcal{O}}}$. Directly, by adjacent connection of comoving light clocks $\mathcal{L}^{(B)} * _s \dots * _s \mathcal{L}^{(B)}$, or indirectly, from round trip signaling times, *Bob* lays out his simultaneity lines towards *Otto* $\overline{\mathcal{B}\overline{\mathcal{O}}}$ (or back towards *Alice* $\overline{\mathcal{B}\overline{\mathcal{A}}}$). He applies *same measurement principle*: independent propagation of light and intrinsic construction and connection of his light clocks. Though the outcomes of their intrinsic operations are not identical. *Alice* constructs simultaneity lines $\overline{\mathcal{A}\overline{\mathcal{B}}}$, $\overline{\mathcal{A}\overline{\mathcal{O}}}$ with different orientation than *Bob's* simultaneity lines $\overline{\mathcal{B}\overline{\mathcal{A}}}$, $\overline{\mathcal{B}\overline{\mathcal{O}}}$ (see figure 3).

Next *Bob encloses* measurement object *Otto* $\overline{\mathcal{P}\overline{\mathcal{O}}}$ in between his simultaneity lines $\overline{\mathcal{B}\overline{\mathcal{O}}}$

$$\overline{\mathcal{P}\overline{\mathcal{O}}} \stackrel{(11)}{\sim}_{t,s} \overline{\mathcal{P}\overline{\mathcal{B}}} * \overline{\mathcal{B}\overline{\mathcal{O}}}$$

and projects *Otto's* relative motion onto spatial and temporal components

$$\begin{aligned}
(t, s)_{\overline{\mathcal{P}\overline{\mathcal{O}}}} &= (t, s)_{\overline{\mathcal{P}\overline{\mathcal{B}_1}} * \overline{\mathcal{B}_1\overline{\mathcal{B}}} * \overline{\mathcal{B}\overline{\mathcal{O}}}} \\
&\stackrel{(12)}{=} \left(t_{\overline{\mathcal{P}\overline{\mathcal{B}_1}}} + t_{\overline{\mathcal{B}_1\overline{\mathcal{B}}}}, s_{\overline{\mathcal{B}\overline{\mathcal{O}}}} \right) . \quad (14)
\end{aligned}$$

The intrinsic procedure is the same. By consecutive and adjacent connection of her light clocks $\mathcal{L}^{(A)}$ Alice covers same segment of *Otto's* motion as *Bob* with his light clocks $\mathcal{L}^{(B)}$

$$\begin{aligned}\overline{\mathcal{PO}} &\sim_{t,s} \left(t_{\overline{\mathcal{PO}}}^{(A)}, s_{\overline{\mathcal{PO}}}^{(A)} \right) \cdot \mathcal{L}^{(A)} \\ &\sim_{t,s} \left(t_{\overline{\mathcal{PO}}}^{(B)}, s_{\overline{\mathcal{PO}}}^{(B)} \right) \cdot \mathcal{L}^{(B)} \quad .\end{aligned}$$

Let both also measure the same segment of *Bob's* and of *Alice's* motion

$$\begin{aligned}\overline{\mathcal{PB}}_1 &\sim_{t,s} \left(t_{\overline{\mathcal{PB}}_1}^{(A)}, s_{\overline{\mathcal{PB}}_1}^{(A)} \right) \cdot \mathcal{L}^{(A)} \\ &\sim_{t,s} \left(t_{\overline{\mathcal{PB}}_1}^{(B)}, 0 \right) \cdot \mathcal{L}^{(B)} \\ \overline{\mathcal{PA}}_1 &\sim_{t,s} \left(t_{\overline{\mathcal{PA}}_1}^{(A)}, 0 \right) \cdot \mathcal{L}^{(A)} \\ &\sim_{t,s} \left(t_{\overline{\mathcal{PA}}_1}^{(B)}, s_{\overline{\mathcal{PA}}_1}^{(B)} \right) \cdot \mathcal{L}^{(B)} \quad .\end{aligned}$$

The interrelation of light rays in their laser ranging processes is depicted in figure 5.

Based on same measurement principle and the interrelation of measurement conditions we derive the transformation $\left(t_{\overline{\mathcal{PO}}}^{(A)}, s_{\overline{\mathcal{PO}}}^{(A)} \right) \leftrightarrow \left(t_{\overline{\mathcal{PO}}}^{(B)}, s_{\overline{\mathcal{PO}}}^{(B)} \right)$ between *Alice* and *Bob's* measured values of same measurement object: *Otto's* motion $\overline{\mathcal{PO}}$. Provided measurements of their own motion $\overline{\mathcal{PA}}_1, \overline{\mathcal{PB}}_1$ it follows by successive substitution in three steps:

$$\begin{array}{lll} & \overline{\mathcal{PO}} \text{ measured by Bob} & \\ \text{I} & \left(t_{\overline{\mathcal{PO}}}^{(B)}, s_{\overline{\mathcal{PO}}}^{(B)} \right) & (M, N) \\ \text{II} & & (M, N) \quad (A, B, C) \\ \text{III} & & (A, B, C) \quad \underbrace{\left(\left(t_{\overline{\mathcal{PO}}}^{(A)}, s_{\overline{\mathcal{PO}}}^{(A)} \right) \& \left(t_{\overline{\mathcal{PB}}_1}^{(A)}, s_{\overline{\mathcal{PB}}_1}^{(A)} \right) \right)}_{\overline{\mathcal{PO}} \& \overline{\mathcal{PB}}_1 \text{ measured by Alice}}\end{array}$$

where we use the following abbreviations for indirect laser ranging measurements by *Alice*

$$A := t_{\overline{\mathcal{PA}}_1}^{(A)} \quad B := \frac{1}{2} \cdot t_{\overline{\mathcal{A}}_1\overline{\mathcal{A}}_2}^{(A)} \quad C := \frac{1}{2} \cdot t_{\overline{\mathcal{A}}_1\overline{\mathcal{A}}_3}^{(A)}$$

and by *Bob*

$$M := t_{\overline{\mathcal{PB}}_1}^{(B)} \quad N := \frac{1}{2} \cdot t_{\overline{\mathcal{B}}_1\overline{\mathcal{B}}_2}^{(B)} \quad .$$

In **step I** we express *Bob's* indirectly determined values of *Otto's* motion $(t, s)_{\overline{\mathcal{PO}}}^{(B)}$ in terms of *Bob's* direct measurements of round-trip signaling durations M, N

$$t_{\overline{\mathcal{PO}}}^{(B)} \stackrel{(13)}{=} M + N \tag{15}$$

$$s_{\overline{\mathcal{PO}}}^{(B)} \stackrel{(13)}{=} c \cdot N \quad . \tag{16}$$

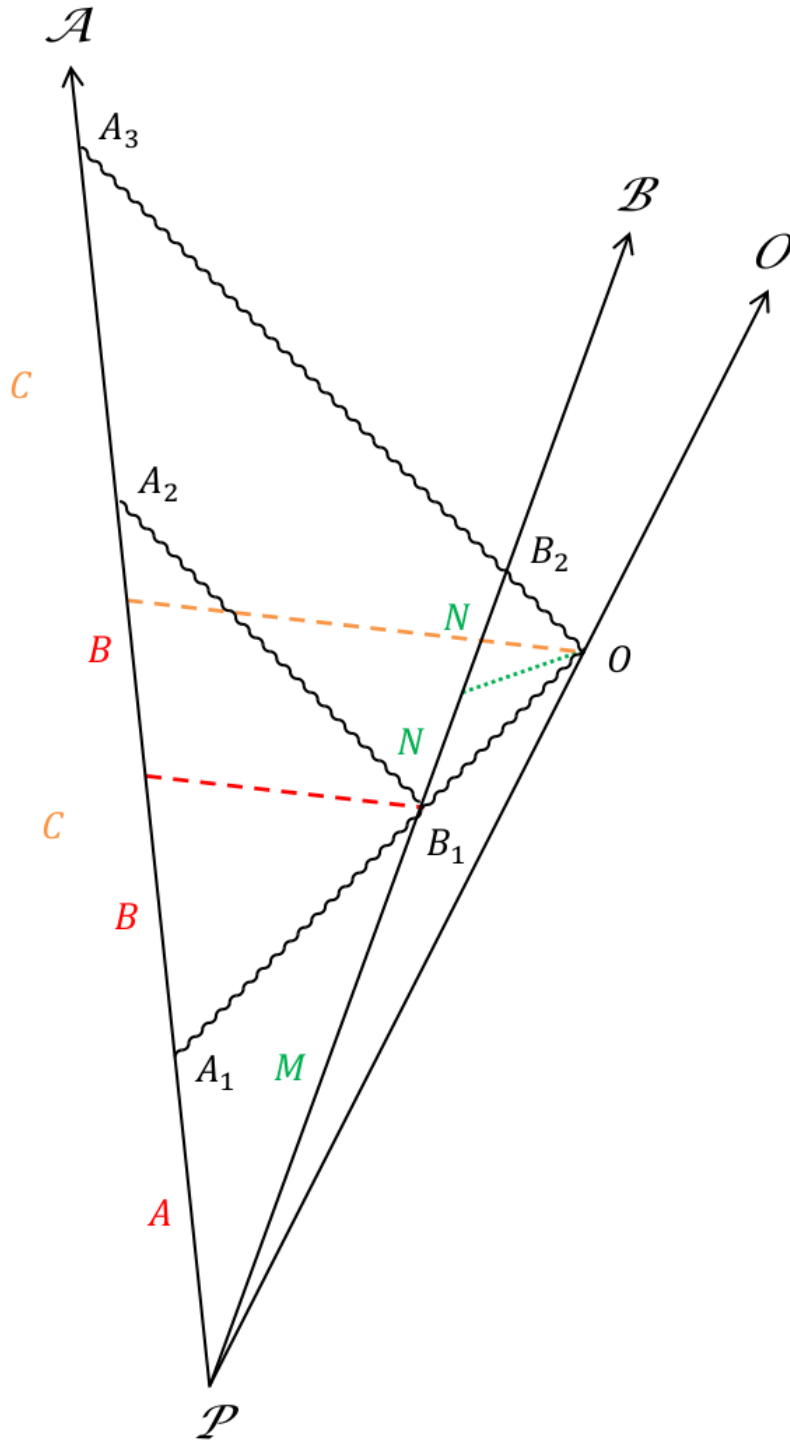


Figure 5: interrelated processes in intrinsic measurements by Alice and Bob

In **step II** we express \mathcal{B} ob's measured durations M, N in terms of \mathcal{A} lice' duration measurements A, B, C . In order to substitute the two physical quantities M, N in terms of physical quantities A, B, C we need two relations between corresponding measurements.

\mathcal{A} lice' and \mathcal{B} ob's laser ranging processes are interrelated as depicted in figure 5. The two outgoing light rays $\overline{\mathcal{A}_1\mathcal{B}_1}$ and $\overline{\mathcal{A}_1\mathcal{O}}$ partially coincide and the two returning light rays $\overline{\mathcal{B}_1\mathcal{A}_2}$ and $\overline{\mathcal{B}_2\mathcal{A}_3}$ are parallel {1.2}. By similarity of triangles $\mathcal{P}\mathcal{B}_1\mathcal{A}_2$ and $\mathcal{P}\mathcal{B}_2\mathcal{A}_3$ (all sides are pairwise parallel) we get one relation

$$\frac{M}{A+B+B} = \frac{M+N+N}{A+C+C} . \quad (17)$$

For a second relation we analyze the two triangles $\mathcal{P}\mathcal{A}_1\mathcal{B}_1$ and $\mathcal{P}\mathcal{B}_1\mathcal{A}_2$. We can regard each as "degenerate parallelogram", as a calibration procedure by means of which \mathcal{A} lice and \mathcal{B} ob can compare their light clocks $\mathcal{L}^{(\mathcal{A})}$ and $\mathcal{L}^{(\mathcal{B})}$:

- In $\mathcal{P}\mathcal{A}_1\mathcal{B}_1$ \mathcal{A} lice sends out two light signals along $\overline{\mathcal{P}\mathcal{A}_1} = A \cdot \mathcal{L}_t^{(\mathcal{A})}$ - the first at moment P and the second at moment \mathcal{A}_1 after $\sharp A$ ticks of her light clock - which \mathcal{B} ob receives along $\overline{\mathcal{P}\mathcal{B}_1} = M \cdot \mathcal{L}_t^{(\mathcal{B})}$ - at moments P and \mathcal{B}_1 after $\sharp M$ ticks of his light clock.
- In $\mathcal{P}\mathcal{B}_1\mathcal{A}_2$ \mathcal{B} ob sends out two light signals along $\overline{\mathcal{P}\mathcal{B}_1} = M \cdot \mathcal{L}_t^{(\mathcal{B})}$ - at moments P and \mathcal{B}_1 after $\sharp M$ ticks of his light clock - which \mathcal{A} lice receives along $\overline{\mathcal{P}\mathcal{A}_2} = (A+B+B) \cdot \mathcal{L}_t^{(\mathcal{A})}$ - the first in P and the second in \mathcal{A}_2 after $\sharp(A+B+B)$ ticks of her light clock.

If \mathcal{A} lice and \mathcal{B} ob use identically constituted measurement unit (light clocks made from same material) then both encounter the same dilation effect for each others relative motion. According to the *relativity principle* both configurations are intrinsically similar. \mathcal{A} lice and \mathcal{B} ob have no way to specify absolute motion. By means of intrinsic measurements both determine the same ratio between the two durations for receiving both signals (heard from the other) and the duration of the sending interval (measured by themselves)

$$\frac{M}{A} \stackrel{!}{=} \frac{A+B+B}{M} . \quad (18)$$

In **step III** we express \mathcal{A} lice laser ranging durations A, B, C in terms of \mathcal{A} lice indirect determined values (13) for \mathcal{O} tto's motion $(t, s)_{\overline{\mathcal{P}\mathcal{O}}}^{(\mathcal{A})}$ and for \mathcal{B} ob's motion $(t, s)_{\overline{\mathcal{P}\mathcal{B}_1}}^{(\mathcal{A})}$

$$A = t_{\overline{\mathcal{P}\mathcal{O}}}^{(\mathcal{A})} - \frac{1}{c} \cdot s_{\overline{\mathcal{P}\mathcal{O}}}^{(\mathcal{A})} \quad (19)$$

$$= t_{\overline{\mathcal{P}\mathcal{B}}}^{(\mathcal{A})} - \frac{1}{c} \cdot s_{\overline{\mathcal{P}\mathcal{B}}}^{(\mathcal{A})} \quad (20)$$

$$B = \frac{1}{c} \cdot s_{\overline{\mathcal{P}\mathcal{B}}}^{(\mathcal{A})} \quad (21)$$

$$C = \frac{1}{c} \cdot s_{\overline{\mathcal{P}\mathcal{O}}}^{(\mathcal{A})} . \quad (22)$$

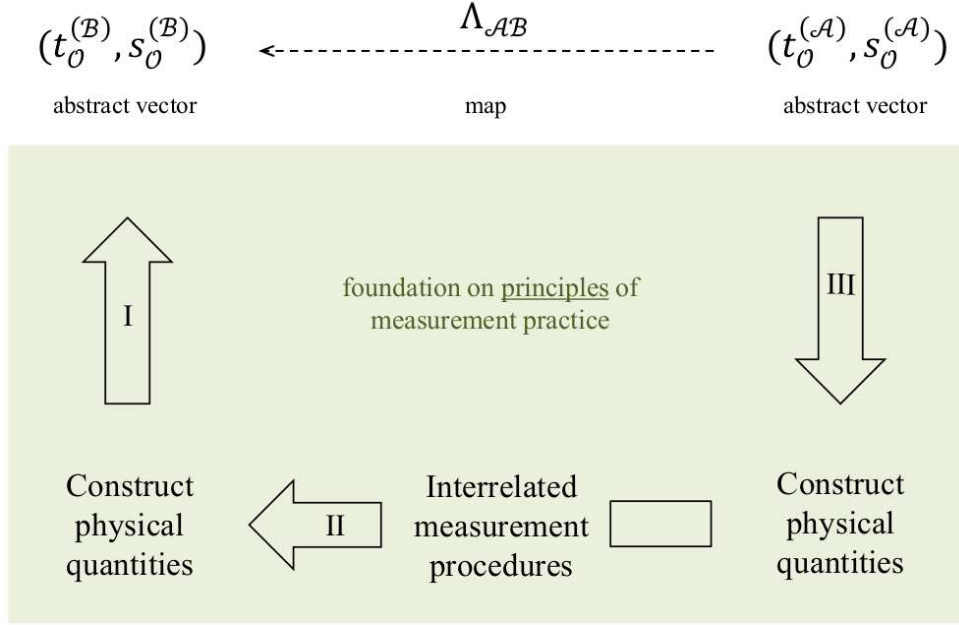


Figure 6: measurement-methodical completion of mathematized physics

After successive insertion of these three steps (see appendix A) we can finally express \mathcal{B} ob's physical quantity of \mathcal{O} tto's motion $(t, s)_{\overline{\mathcal{P}\mathcal{O}}}^{(\mathcal{B})}$ in terms of \mathcal{A} lice two measurements of \mathcal{O} tto's motion $(t, s)_{\overline{\mathcal{P}\mathcal{O}}}^{(\mathcal{A})}$ and of the relative motion of \mathcal{B} ob $(t, s)_{\overline{\mathcal{P}\mathcal{B}_1}}^{(\mathcal{A})}$

$$\begin{aligned}
 t_{\overline{\mathcal{P}\mathcal{O}}}^{(\mathcal{B})} &\stackrel{(31)}{=} \frac{1}{\sqrt{1 - \frac{v_{\mathcal{B}}^2}{c^2}}} \cdot t_{\overline{\mathcal{P}\mathcal{O}}}^{(\mathcal{A})} - \frac{1}{\sqrt{1 - \frac{v_{\mathcal{B}}^2}{c^2}}} \cdot \frac{v_{\mathcal{B}}}{c^2} \cdot s_{\overline{\mathcal{P}\mathcal{O}}}^{(\mathcal{A})} \\
 s_{\overline{\mathcal{P}\mathcal{O}}}^{(\mathcal{B})} &\stackrel{(30)}{=} - \frac{1}{\sqrt{1 - \frac{v_{\mathcal{B}}^2}{c^2}}} \cdot v_{\mathcal{B}} \cdot t_{\overline{\mathcal{P}\mathcal{O}}}^{(\mathcal{A})} + \frac{1}{\sqrt{1 - \frac{v_{\mathcal{B}}^2}{c^2}}} \cdot s_{\overline{\mathcal{P}\mathcal{O}}}^{(\mathcal{A})}
 \end{aligned} \tag{23}$$

where \mathcal{A} lice determines \mathcal{B} ob's relative velocity from $v_{\mathcal{B}} := s_{\overline{\mathcal{P}\mathcal{B}}}^{(\mathcal{A})} / t_{\overline{\mathcal{P}\mathcal{B}}}^{(\mathcal{A})}$.

We derive familiar Lorentz transformation $\Lambda_{\mathcal{A}\mathcal{B}} : (t, s)^{(\mathcal{A})} \mapsto (t, s)^{(\mathcal{B})}$ in a commutative diagram by three successive pull backs through - the *principles of tangible measurements* in - the natural world (see figure 6). We derive the mathematical relation from \mathcal{A} lice and \mathcal{B} ob's intrinsic construction of physical quantities of \mathcal{O} tto's relative motion (step I and III) and from the interrelation of processes of their laser ranging practice (step II).

While the formal approach assumes abstract vectors, Lorentz symmetry etc. as known elements of its description; we examine formation of the mathematical formalism. Based on simple measurement-methodical principles - without mathematical presuppositions - we generate physical quantities $(t_{\overline{\mathcal{P}\mathcal{O}}}^{(\mathcal{A})}, s_{\overline{\mathcal{P}\mathcal{O}}}^{(\mathcal{A})})$. They specify layout and number of building blocks

in material model $\mathcal{L} * \dots * \mathcal{L}$ which \mathcal{A} lice assembles to cover "duration" and "length" of measurement object $\overline{\mathcal{PO}}$ in an observer independent reproducible way. From interrelation of underlying practical operations we justify *validity* of "local Lorentz symmetry".

Provided classical measurement practice we get Galilei Kinematics. Einstein analyzed mutual measurements of moving objects and discovered the additional need to establish a physical connection between clocks at different locations and speeds. Intrinsic operations with light clocks represent the classical metric locally (Euclidean geometry). For their connection Einstein chose the universal motion of light. By including (local) light principle and relativity principle we derive Poincare Kinematics. Our - locally regular composable - grid of light clocks can potentially spread out into every direction. It is our *metric connection* between distant measurements. Formerly isolated and local notions of the classical metric (absolute time, space, local flatness etc.) reveal intricate interrelations.

3 Twin paradox

Consider the relative motion between \mathcal{A} lice and \mathcal{B} ob. We can compute the interrelation of their measured values by Lorentz transformation. Let \mathcal{A} lice and \mathcal{B} ob measure \mathcal{B} ob's motion (previous measurement object \mathcal{O} tto $\overline{\mathcal{PO}}$ coincides with \mathcal{B} ob). Given measurements by \mathcal{A} lice $\overline{\mathcal{PB}} \sim_{t,s} \left(t_B^{(A)}, s_B^{(A)} \right) \cdot \mathcal{L}^{(A)}$ both components transform into \mathcal{B} ob's proper values of his motion

$$\mathcal{B} \stackrel{(23)}{\sim}_{t,s} \left(\underbrace{\sqrt{1 - \frac{v_B^2}{c^2}} \cdot t_B^{(A)}}_{= t_B^{(B)}}, 0 \right) \cdot \mathcal{L}^{(B)} . \quad (24)$$

\mathcal{A} lice spends more time watching \mathcal{B} ob travel $t_B^{(A)} \stackrel{(24)}{>} t_B^{(B)}$ than the ride takes for \mathcal{B} ob himself. \mathcal{A} lice observes that her own clock ticks faster then the moving clock of \mathcal{B} ob.

If reversely we assume \mathcal{B} ob's measurements of \mathcal{A} lice motion $\overline{\mathcal{PA}} \sim_{t,s} \left(t_A^{(B)}, s_A^{(B)} \right) \cdot \mathcal{L}^{(B)}$ we obtain similarly \mathcal{A} lice' proper values of her motion as measured by herself

$$\mathcal{A} \stackrel{(23)}{\sim}_{t,s} \left(\underbrace{\sqrt{1 - \frac{v_B^2}{c^2}} \cdot t_A^{(B)}}_{= t_A^{(A)}}, 0 \right) \cdot \mathcal{L}^{(A)} . \quad (25)$$

\mathcal{B} ob spends more time watching \mathcal{A} lice travel $t_A^{(B)} \stackrel{(25)}{>} t_A^{(A)}$ than the ride takes for \mathcal{A} lice herself. \mathcal{B} ob observes that his own clock ticks faster then the moving clock of \mathcal{A} lice. By the symmetry of their relative motion $v_A^{(B)} = -v_B^{(A)}$ both \mathcal{A} lice and \mathcal{B} ob see the moving clock of the other run slower than their own.

In the Twin configuration \mathcal{A} lice and \mathcal{B} ob explore their mutual time dilation in a round trip experiment. They depart at moment \mathcal{P} . While \mathcal{A} lice remains at rest \mathcal{B} ob rides with

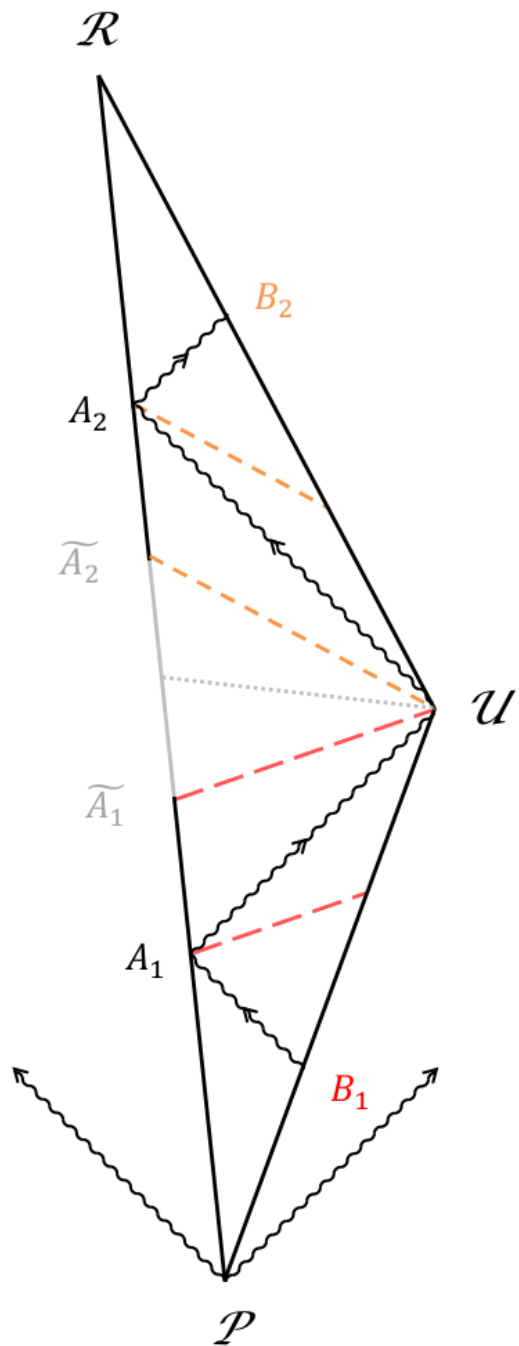


Figure 7: laser ranging connection in Twin configuration of Alice and $\mathcal{B}ob_{1,2}$

uniform motion $v_B^{(A)}$ to a distant turning point \mathcal{U} and returns with same velocity $-v_B^{(A)}$ to reunite with \mathcal{A} lice in future moment \mathcal{R} (see figure 7).

Throughout the whole round trip \mathcal{A} lice can observe \mathcal{B} ob. And vice versa \mathcal{B} ob will receive all light signals which \mathcal{A} lice sends towards him from departure until return. If we assume that \mathcal{A} lice observation period of \mathcal{B} ob's journey $t_B^{(A)}$ coincides with her own waiting time $t_A^{(A)}$

$$t_B^{(A)} \equiv t_A^{(A)} \quad (26)$$

then \mathcal{B} ob spends less time on tour $t_B^{(B)} \stackrel{(24)(26)}{=} \underbrace{\sqrt{1 - \frac{v_B^2}{c^2}}}_{<1} \cdot t_A^{(A)}$ then \mathcal{A} lice in her waiting line.

If however we *assume* that the period during which \mathcal{B} ob observers \mathcal{A} lice $t_A^{(B)}$ coincides with his own travel time $t_B^{(B)}$

$$t_A^{(B)} \equiv t_B^{(B)} \quad (27)$$

then \mathcal{A} lice spends less time waiting $t_A^{(A)} \stackrel{(25)(27)}{=} \underbrace{\sqrt{1 - \frac{v_B^2}{c^2}}}_{<1} \cdot t_B^{(B)}$ then \mathcal{B} ob on his round trip.

The combined *conclusion* is a contradiction $t_B^{(B)} < t_A^{(A)} < t_B^{(B)}$; the so called *Twin paradox*.

Both assumptions about \mathcal{A} lice and \mathcal{B} ob's mutual observation periods (26) and (27) are correct; though irrelevant for the Lorentz transformation (23) between physical measures. This formula does not refer to durations of their mutual observations; it refers to durations of their measurements. For a physically meaningful application we can remember that basic physical quantities (s, t) originate from tangible operations. We must check whether all implicit conditions (for constructing underlying grid of light clock units) are fulfilled *before* we can apply the Lorentz transformation between results of supposed measurements. Our completed view prevents unreflective calculations in the Lorentz formalism and reveals the physical explanation of apparent Twin paradox.

We distinguish observation times and measurement times. \mathcal{A} lice can observe and measure \mathcal{B} ob throughout the whole trip. From \mathcal{B} ob's perspective this is not the case anymore. He can receive all light signals from \mathcal{A} lice. Though the middle segment of \mathcal{A} lice motion $\widetilde{\mathcal{A}}_1\widetilde{\mathcal{A}}_2$ is *observable but not measurable* for him. \mathcal{B} ob's light clocks $\mathcal{L}^{(B_1)}$ and $\mathcal{L}^{(B_2)}$ function properly on the way out and back. Though on each leg \mathcal{B} ob cannot cover measurement objects which extend beyond (the abrupt change of motion at) his \mathcal{U} -turn point. \mathcal{B} ob₁'s last indirect laser ranging $\mathcal{B}_1 \rightsquigarrow \mathcal{A}_1 \rightsquigarrow \widetilde{\mathcal{B}}_1$ reaches \mathcal{A} lice at moment \mathcal{A}_1 so that her reflection (to analyze round trip times) returns before he changes his state of motion at moment \mathcal{U} (violating measurement condition {1.5}). His direct laser ranging by means of consecutive and adjacent connection of his light clocks covers \mathcal{A} lice up to moment $\widetilde{\mathcal{A}}_1$. Later \mathcal{B} ob₂ assembles his light clocks $\mathcal{L}^{(B_2)}$ next to one another forming simultaneity lines with respect to his new state of motion. His direct and indirect laser ranging measurements cover \mathcal{A} lice from moment $\widetilde{\mathcal{A}}_2$ resp. \mathcal{A}_2 up to the point of \mathcal{R} eturn. \mathcal{B} ob₁ and \mathcal{B} ob₂ cannot measure segment $\widetilde{\mathcal{A}}_1\widetilde{\mathcal{A}}_2$ of \mathcal{A} lice motion by intrinsic use of their light clock units.

During his entire round trip **Bob** measures two segments $\overline{\mathcal{P}\tilde{\mathcal{A}}_1}$ and $\overline{\tilde{\mathcal{A}}_2\mathcal{R}}$ of **Alice** motion. By the symmetry of their relative motion **Bob** observes, that all processes for moving **Alice** run slower by the same factor $t_{\mathcal{A}}^{(A)} = \sqrt{1 - \frac{v_{\mathcal{B}}^2}{c^2}} \cdot t_{\mathcal{A}}^{(B)}$ as in **Alice** reverse perspective. Though **Bob**₁ covers a shorter segment

$$\begin{aligned} \overline{\mathcal{P}\tilde{\mathcal{A}}_1} &\sim_{t,s} \left(t_{\mathcal{B}_1}^{(B_1)}, v_{\mathcal{A}} \cdot t_{\mathcal{B}_1}^{(B_1)} \right) \cdot \mathcal{L}^{(B_1)} \\ &\stackrel{(23)}{\sim}_{t,s} \left(\sqrt{1 - \frac{v_{\mathcal{A}}^2}{c^2}} \cdot t_{\mathcal{B}_1}^{(B_1)}, 0 \right) \cdot \mathcal{L}^{(A)} \end{aligned}$$

of **Alice** motion with proper duration

$$t_{\overline{\mathcal{P}\tilde{\mathcal{A}}_1}}^{(A)} = \sqrt{1 - \frac{v_{\mathcal{B}}^2}{c^2}} \cdot t_{\mathcal{B}_1}^{(B_1)} \stackrel{(24)}{=} \left(1 - \frac{v_{\mathcal{B}}^2}{c^2} \right) \cdot \frac{t_{\mathcal{A}}^{(A)}}{2} .$$

Similarly during his return **Bob**₂ measures a segment of **Alice** with proper duration

$$t_{\overline{\tilde{\mathcal{A}}_2\mathcal{R}}}^{(A)} = \left(1 - \frac{v_{\mathcal{B}}^2}{c^2} \right) \cdot \frac{t_{\mathcal{A}}^{(A)}}{2} .$$

With regard to measurability by **Bob** the waiting process of **Alice** $\overline{\mathcal{P}\mathcal{R}} \equiv \overline{\mathcal{P}\tilde{\mathcal{A}}_1} * \overline{\tilde{\mathcal{A}}_1\tilde{\mathcal{A}}_2} * \overline{\tilde{\mathcal{A}}_2\mathcal{R}}$ is split into measurable segments $\overline{\mathcal{P}\tilde{\mathcal{A}}_1}$ and $\overline{\tilde{\mathcal{A}}_2\mathcal{R}}$ and non-measurable segment $\overline{\tilde{\mathcal{A}}_1\tilde{\mathcal{A}}_2}$. Her waiting time divides accordingly

$$\begin{aligned} t_{\mathcal{A}} &= t_{\overline{\mathcal{P}\tilde{\mathcal{A}}_1}} + t_{\overline{\tilde{\mathcal{A}}_2\mathcal{R}}} + t_{\overline{\tilde{\mathcal{A}}_1\tilde{\mathcal{A}}_2}} \\ &= \left(1 - \frac{v_{\mathcal{B}}^2}{c^2} \right) \cdot t_{\mathcal{A}} + \frac{v_{\mathcal{B}}^2}{c^2} \cdot t_{\mathcal{A}} . \end{aligned}$$

In the limit where **Bob** approaches speed of light $v_{\mathcal{B}_i} \rightarrow c$ his total trip duration vanishes

$$t_{\mathcal{B}_1} + t_{\mathcal{B}_2} \stackrel{(24)}{=} \sqrt{1 - \frac{v_{\mathcal{B}}^2}{c^2}} \cdot t_{\mathcal{A}} \rightarrow 0$$

while during (observable but) unmeasurable part of her waiting process **Alice** grows older

$$t_{\overline{\tilde{\mathcal{A}}_1\tilde{\mathcal{A}}_2}} = \frac{v_{\mathcal{B}}^2}{c^2} \cdot t_{\mathcal{A}} \rightarrow t_{\mathcal{A}} .$$

While formal solution of Twin paradox assumes four-vectors x^μ , Minkowski metric $\eta_{\mu\nu}$ etc. for "integrating proper time along a curved worldline" our measurement-methodical resolution reveals both, the physical reason and it derives the rules of the calculus as well.

4 Mathematical formulation of physical operations

We present a novel approach to the foundation of physical theory, which begins with questions on measurement practice. We are long familiar with basic measurements, as in the case of "known, very old procedure of length measurements by repeated placement of unit sticks one after the other" [8]. Wallot [7] defines "physical measures are never tangible things, but always *attributes of things*, properties, which we can notice on the things of our experience". Helmholtz regards attributes of objects, which in a comparison allow the difference of larger, equal or smaller. We want to express their value also numerically (how many times more). The procedure for finding these values is the measurement.

Helmholtz [1] starts from counting same objects. He begins with fundamental questions about two aspects of basic measurement operations:

1. "What is the physical meaning if we declare two objects as *equal* in a certain relation?"
2. "Which character must the physical concatenation of two objects have, that we may consider comparable attributes thereof as connected *additively*?"

In this way Helmholtz elucidates familiar examples like the weight $m_{\mathcal{O}}$ of a material \mathcal{O} bject, the length $s_{\overline{AB}}$ of a straight line \overline{AB} , the duration $t_{\mathcal{P}}$ of a physical \mathcal{P} rocess etc. Thereby we notice, that the way of concatenation generally depends on the kind of measure. "We add e.g. weights, by simply placing them on the same weighing-pan. We add time periods, by letting the second begin at exactly the moment, where the first stops; we add lengths, by placing them next to each other in a certain way, namely in a straight line etc." A basic measurement therefore requires knowledge of the method of comparison (of a particular attribute of both bodies) " \sim_m " and of the method of their physical concatenation " $*_m$ ".¹²

We have applied Helmholtz program of direct measurements to relativistic Kinematics. We can compare the spatiotemporal order of two objects by the classical probe, whether one of them covers the other. Without one word of mathematics one can manufacture identically constituted light clocks \mathcal{L} and place them literally side by side or one after the other. Alice concatenates these measurement units by a physical process, by letting their inner light rays overlap. Her measurements are based on Light principle, classical construction of light clocks \mathcal{L} and their direct and indirect connection by the independent motion of light.

Mathematics comes into being at the moment we introduce units and count, how many congruent building blocks it takes for assembling a regular grid $\mathcal{L} * \dots * \mathcal{L} \sim_s \mathcal{O}$ which covers the measurement object. If both are interchangeable in the comparison they have same length (up to a non-vanishing but practically admissible *measurement error*)

$$s_{\mathcal{O}} = s_{\mathcal{L} * \dots * \mathcal{L}} + \Delta s .$$

¹²We define derived quantities by equations. Helmholtz calls them more accurately coefficients. "Basic quantities cannot be deduced by equations onto other already explained quantities."

Remark 2 *Helmholtz way of basic measurement involves a pair comparison. Measurement object and material model are natural objects. Alice covers the spatiotemporal interval of e.g. relative motion of Bob by a regular grid of ticking light clocks. It is built of solely congruent building blocks \mathcal{L} and it is (locally) invariant under permuting their order; by counting them Alice can measure "how many times" further and longer Bob's relative motion spreads than the (universal) light in her reference device.*

Alice builds wide layouts of (ticking) light clocks $\mathcal{L} * _s \dots * _s \mathcal{L}$ and enduring sequences of (light clock) ticks $\mathcal{L} * _t \dots * _t \mathcal{L}$. All steps of her procedure (assembling the material model and conducting length comparison \sim_s) are reproducible by any other physicist – the practical purpose of standardizing measurements (of the magnitude of durations and lengths).¹³

In starting snapshot figure 1 we illustrate only observed objects and observers in motion. Provided the construction of light clocks (measurement unit \mathcal{L}) and their connection in consecutive and adjacent ways (concatenation $*_t, *_s$) we introduce increasingly complex material models which were not yet assembled in the uncultivated beginning. For their colloquial expression we introduce *measurement termini*. Along figures 2, 3, 4 we define *physical notions* based on measurement operations with light clocks (simultaneous straight measurement path, spatial and temporal projection etc.). Step by step we introduce operational denominations which specify aspects of Alice measurement practice precisely.

Provided those operational definitions their interrelation becomes transparent. Their common origin inherits a genetic interrelation between measurement termini and between corresponding terms in the mathematical formulation. Based on measurement-methodical principles of their formation we can avoid apparent paradoxes in unreflective applications. In retrospect of practical operations with light clocks we emphasize, that all our assertions on the one-way propagation of light strictly come from closed two-way cycles. In laser ranging configuration $\mathcal{A}_1 \rightsquigarrow \mathcal{B} \rightsquigarrow \mathcal{A}_2$ Alice has no way to measure whether departing light ray $\overline{\mathcal{A}_1\mathcal{B}}$ towards Bob takes more time than returning ray $\overline{\mathcal{B}\mathcal{A}_2}$. Similarly we cannot figure what happens *inside* measurement unit $\mathcal{L} : \mathcal{L}_I \rightsquigarrow \mathcal{L}_{II} \rightsquigarrow \mathcal{L}_I \dots$ (when light travels between both mirrors to the right $\mathcal{L}_I \rightsquigarrow \mathcal{L}_{II}$ vs. to the left $\mathcal{L}_{II} \rightsquigarrow \mathcal{L}_I$).

Direct and indirect laser ranging with light clocks \mathcal{L} always involves both, outgoing and returning pulse. In practice we solely deal with two-way light cycles: (i) inside individual light clocks \mathcal{L} and (ii) in suitably connected configurations of light clocks. Our measurement unit \mathcal{L} comprises both dimensions, width $s_{\mathcal{L}}$ and duration $t_{\mathcal{L}}$ of an elementary two-way light cycle. For the measurement we generate complex configurations of two-way light cycles in suitable layouts of ticking light clocks $\mathcal{L} * _t \dots * _t \mathcal{L} * _s \dots * _s \mathcal{L}$. Thus Alice covers one-way light rays $\overline{\mathcal{A}_1\mathcal{B}}$ and $\overline{\mathcal{B}\mathcal{A}_2}$ by a layout of two-way light cycles (in light clock grid figure 3). By counting ticks along her waiting interval $\overline{\mathcal{A}_1\mathcal{A}_2}$ and the light clocks sitting side by side to cover all of laser ranging path $\overline{\mathcal{A}\mathcal{B}}$ Alice determines the physical quantity of their length

¹³Her technique is preserved until in empirical practice one oversteps unforeseen conditions, physically specifies them further and thus evolves - in a continual historic process - measurement practice and its (physically determined) mathematical formulation. – Remembering Feynman's motto: *Yesterdays sensation is today's calibration and tomorrow's background.*

and duration $(t, s)_{\overline{\mathcal{A}_1\mathcal{B}}} \stackrel{(10)}{=} \frac{1}{2} \cdot t_{\overline{\mathcal{A}_1\mathcal{A}_2}} + \frac{c}{2} \cdot t_{\overline{\mathcal{A}_1\mathcal{A}_2}}$ resp. $(t, s)_{\overline{\mathcal{B}\mathcal{A}_2}} = \frac{1}{2} \cdot t_{\overline{\mathcal{A}_1\mathcal{A}_2}} - \frac{c}{2} \cdot t_{\overline{\mathcal{A}_1\mathcal{A}_2}}$.

Remark 3 *The meaning of basic physical quantities arises - not by chopping measurement units \mathcal{L} into pieces but instead - by concatenating many congruent measurement units \mathcal{L} (each taken as inseparable unity) to construct material models $\mathcal{L} * \dots * \mathcal{L}$.*

We introduce all arithmetic operations between measures " + ", " - ", " $\frac{1}{2}$." etc. via underlying connection of congruent light clocks. Basic physical quantities specify a standard layout of measurement units which covers measurement objects sufficiently precise.

Our objective is a definition of basic measures from physical operations (what we do in measurement practice). *In absence* of interactions we obtain the mathematical formalism of relativistic Kinematics from this operationalization of length and duration. One can address scope and limitations of this formalism. It can be taken as basis for our next step, basic measurements of interactions: We demonstrate Helmholtz procedure for classical and relativistic Dynamics. Seizing on a programmatic proposal by Heinrich Herz we arrive via quantification of energy-momentum at equations of motion and the action functional [15]. Finally we present a relativistic revision of energy-momentum.

Acknowledgements Thank you to Bruno Hartmann sen. and Peter Ruben for introducing the research problem and essential suggestions. I also want to thank Thomas Thiemann for stimulating discussions and support and Oliver Schlaudt for orientation. This work was made possible initially by the German National Merit Foundation and finally with support by the Perimeter Institute.

Appendix A: Successive substitution

In step I of our series of substitutions we express the space and time component of **Bob's** physical measure $\left(t_{\overline{\mathcal{P}\mathcal{O}}}^{(\mathcal{B})}, s_{\overline{\mathcal{P}\mathcal{O}}}^{(\mathcal{B})} \right)$ in terms of his laser ranging duration measurements M, N

$$t_{\overline{\mathcal{P}\mathcal{O}}}^{(\mathcal{B})} \stackrel{(15)}{=} M + N$$

$$s_{\overline{\mathcal{P}\mathcal{O}}}^{(\mathcal{B})} \stackrel{(16)}{=} c \cdot N \quad .$$

In step II we substitute **Bob's** laser ranging durations M, N - due to the interrelation of their measurement conditions - with **Alice** laser ranging durations A, B, C

$$M \stackrel{(18)}{=} \sqrt{A \cdot (A + B + B)} \tag{28}$$

$$N \stackrel{(17)(18)}{=} \frac{1}{2} \cdot \sqrt{A \cdot (A + B + B)} \cdot \frac{A + C + C}{A + B + B} - \frac{1}{2} \cdot \sqrt{A \cdot (A + B + B)} \quad . \tag{29}$$

In step III finally we reformulate Alice laser ranging durations A, B, C in terms of the space and time components of Alice's physical measures $\left(t_{\mathcal{P}\mathcal{O}}^{(A)}, s_{\mathcal{P}\mathcal{O}}^{(A)}\right)$ and $\left(t_{\mathcal{P}\mathcal{B}}^{(A)}, s_{\mathcal{P}\mathcal{B}}^{(A)}\right)$. We successively insert all substitutions for the space and time component separately

$$\begin{aligned}
s_{\mathcal{P}\mathcal{O}}^{(B)} &\stackrel{(16)}{=} c \cdot N \\
&\stackrel{(29)}{=} c \cdot \left[\frac{1}{2} \cdot \sqrt{A \cdot (A + B + B)} \cdot \frac{A + C + C}{A + B + B} - \frac{1}{2} \cdot \sqrt{A \cdot (A + B + B)} \cdot \underbrace{\frac{\sqrt{A + B + B}}{\sqrt{A + B + B}}}_{=1} \right] \\
&= c \cdot \frac{1}{2} \cdot \frac{\sqrt{A}}{\sqrt{A + B + B}} \cdot (A + C + C) - c \cdot \frac{1}{2} \cdot \frac{\sqrt{A}}{\sqrt{A + B + B}} \cdot (A + B + B) \\
&= c \cdot \underbrace{\frac{\sqrt{A}}{\sqrt{A}}}_{=1} \cdot \frac{\sqrt{A}}{\sqrt{A + B + B}} \cdot (C - B) \\
&= \frac{1}{\sqrt{A \cdot (A + B + B)}} \cdot (-c \cdot A \cdot B + c \cdot A \cdot C) \\
&= \frac{1}{\sqrt{A \cdot (A + B + B)}} \cdot \left(-c \cdot A \cdot B \underbrace{-c \cdot B \cdot C + c \cdot B \cdot C}_{=0} + c \cdot A \cdot C \right) \\
&= \frac{1}{\sqrt{A \cdot (A + B + B)}} \cdot (-c \cdot B \cdot (A + C) + c \cdot C \cdot (A + B)) \\
&\stackrel{(19)-(22)}{=} \frac{1}{\sqrt{\left(t_{\mathcal{P}\mathcal{B}}^{(A)} - \frac{1}{c} \cdot s_{\mathcal{P}\mathcal{B}}^{(A)}\right) \cdot \left(t_{\mathcal{P}\mathcal{B}}^{(A)} + \frac{1}{c} \cdot s_{\mathcal{P}\mathcal{B}}^{(A)}\right)}} \cdot \left(-s_{\mathcal{P}\mathcal{B}}^{(A)} \cdot t_{\mathcal{P}\mathcal{O}}^{(A)} + s_{\mathcal{P}\mathcal{O}}^{(A)} \cdot t_{\mathcal{P}\mathcal{B}}^{(A)}\right) \\
&= \frac{t_{\mathcal{P}\mathcal{B}}}{\sqrt{t_{\mathcal{P}\mathcal{B}}^2 - \frac{1}{c^2} \cdot s_{\mathcal{P}\mathcal{B}}^2}} \cdot \left(-\frac{s_{\mathcal{P}\mathcal{B}}}{t_{\mathcal{P}\mathcal{B}}} \cdot t_{\mathcal{P}\mathcal{O}} + s_{\mathcal{P}\mathcal{O}}\right) \\
&= \frac{1}{\sqrt{\frac{t_{\mathcal{P}\mathcal{B}}^2}{t_{\mathcal{P}\mathcal{B}}^2} - \frac{1}{c^2} \cdot \frac{s_{\mathcal{P}\mathcal{B}}^2}{t_{\mathcal{P}\mathcal{B}}^2}}} \cdot (-v_{\mathcal{B}} \cdot t_{\mathcal{P}\mathcal{O}} + s_{\mathcal{P}\mathcal{O}}) \\
s_{\mathcal{P}\mathcal{O}}^{(B)} &= -\frac{1}{\sqrt{1 - \frac{v_{\mathcal{B}}^2}{c^2}}} \cdot v_{\mathcal{B}} \cdot t_{\mathcal{P}\mathcal{O}}^{(A)} + \frac{1}{\sqrt{1 - \frac{v_{\mathcal{B}}^2}{c^2}}} \cdot s_{\mathcal{P}\mathcal{O}}^{(A)} \tag{30}
\end{aligned}$$

where Alice has determined the velocity of the relative motion of Bob $v_B := s_{\overline{PB}}^{(A)} / t_{\overline{PB}}^{(A)}$ and with notation simplified in last steps on Alice right hand side by suppressing her indices^(A).

$$\begin{aligned}
t_{\overline{PO}}^{(B)} &\stackrel{(15)}{=} N + M \\
&\stackrel{(28)(29)}{=} \left[\frac{1}{2} \cdot \sqrt{A \cdot (A + B + B)} \cdot \frac{A + C + C}{A + B + B} + \frac{1}{2} \cdot \sqrt{A \cdot (A + B + B)} \cdot \underbrace{\frac{\sqrt{A + B + B}}{\sqrt{A + B + B}}}_{=1} \right] \\
&= \frac{1}{2} \cdot \frac{\sqrt{A}}{\sqrt{A + B + B}} \cdot (A + C + C) + \frac{1}{2} \cdot \frac{\sqrt{A}}{\sqrt{A + B + B}} \cdot (A + B + B) \\
&= \underbrace{\frac{\sqrt{A}}{\sqrt{A}}}_{=1} \cdot \frac{\sqrt{A}}{\sqrt{A + B + B}} \cdot (A + B + C) \\
&= \frac{1}{\sqrt{A \cdot (A + B + B)}} \cdot \left(A \cdot A + A \cdot B + A \cdot C + \underbrace{B \cdot C - B \cdot C}_{=0} \right) \\
&= \frac{1}{\sqrt{A \cdot (A + B + B)}} \cdot ((A + C) \cdot (A + B) - B \cdot C) \\
&\stackrel{(19)-(22)}{=} \frac{1}{\sqrt{\left(t_{\overline{PB}}^{(A)} - \frac{1}{c} \cdot s_{\overline{PB}}^{(A)}\right) \cdot \left(t_{\overline{PB}}^{(A)} + \frac{1}{c} \cdot s_{\overline{PB}}^{(A)}\right)}} \cdot \left(t_{\overline{PO}}^{(A)} \cdot t_{\overline{PB}}^{(A)} - \frac{1}{c} \cdot s_{\overline{PB}}^{(A)} \cdot \frac{1}{c} \cdot s_{\overline{PO}}^{(A)} \right) \\
&= \frac{t_{\overline{PB}}}{\sqrt{t_{\overline{PB}}^2 - \frac{1}{c^2} \cdot s_{\overline{PB}}^2}} \cdot \left(t_{\overline{PO}} - \frac{1}{c^2} \cdot \frac{s_{\overline{PB}}}{t_{\overline{PB}}} \cdot s_{\overline{PO}} \right) \\
t_{\overline{PO}}^{(B)} &= \frac{1}{\sqrt{1 - \frac{v_B^2}{c^2}}} \cdot t_{\overline{PO}}^{(A)} - \frac{1}{\sqrt{1 - \frac{v_B^2}{c^2}}} \cdot \frac{v_B}{c^2} \cdot s_{\overline{PO}}^{(A)} \tag{31}
\end{aligned}$$

References

- [1] Helmholtz H. v. , *Zählen und Messen, erkenntnistheoretisch betrachtet*, aus: Philosophische Vorträge und Aufsätze, eingeleitet und mit erklärenden Anmerkungen hrsg. von Herbert Hörz und Siegfried Wollgast, Akademie Verlag, Berlin (1971)
- [2] Poincare H. , *Wissenschaft und Hypothese*, Teubner Verlag, Leipzig (1904)
- [3] Mach E. , *Raum und Geometrie vom Standpunkt der Naturforschung*, aus: Erkenntnis und Irrtum, Leipzig (1917)

- [4] Wolff M. , *Geschichte der Impetustheorie : Untersuchungen zum Ursprung der klassischen Mechanik*, Suhrkamp, Frankfurt am Main (1978)
- [5] Einstein A., *Grundzüge der Allgemeinen Relativitätstheorie*, Springer (2002)
- [6] Sexl R. U. , Urbantke H. K. , *Relativity, Groups, Particles - Special Relativity and Relativistic Symmetry in Field and Particle Physics*, Springer (2001)
- [7] Wallot J. , *Grössengleichungen Einheiten und Dimensionen*, Johann Ambrosius Barth Verlag, Leipzig (1952)
- [8] Carnap R. , *Physikalische Begriffsbildung*, Karlsruhe (1926)
- [9] Ruben P. , *Prädikationstheorie und Widerspruchsproblem*, Pahl-Rugenstein Verlag, Köln ISBN 3-7609-035-4 (1976) und Online-Edition www.peter-ruben.de hrsg. von Ulrich Hedtke und Camilla Warnke, Berlin (2011)
- [10] Ruben P. , *Diskussionsprobleme in der materialistischen Arbeitsauffassung*, Artikel für die DZPh (1982) und Online-Edition www.peter-ruben.de hrsg. von Ulrich Hedtke und Camilla Warnke, Berlin (2006)
- [11] Hartmann B. sen. , *Logik und Arbeit*, Academia Verlag, Sankt Augustin ISBN 3-88345-445-1 (1994)
- [12] Janich P. , *Das Maß der Dinge: Protophysik von Raum, Zeit und Materie*, Suhrkamp (1997)
- [13] Schlaudt O. , *Messung als konkrete Handlung - Eine kritische Untersuchung über die Grundlagen der Bildung quantitativer Begriffe in den Naturwissenschaften*, Verlag Königshausen & Neumann, Würzburg (2009)
- [14] Lombardi M. A. , Heavner T. P. , Jefferts S. R. , *NIST Primary Frequency Standards and the Realization of the SI Second*, Journal of Measurement Science 2 (4): 74 (2007)
- [15] Hartmann B. , *Physical Determination of the Action*, <http://arxiv.org/abs/1307.0499> [physics.hist-ph] (2013)
- [16] Hartmann B. , *Measurement of relativistic energy-momentum: back to fundamentals*, (to appear)